





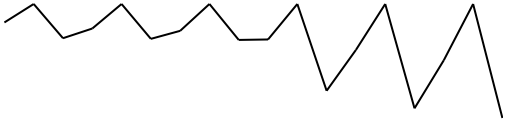



















30-Day Closing Markets Trendings		Trend Timelines	
Tuesday-10-15-24 - 12:0AM		Day	
DASH	148.87		
Trending-Up		Differnces	
5-Day			
Average	145.74	7.94	Spread [Min-max]
Max	150.02	4.28	Trending-Up
Min	142.08	3.66	Trending-Up
10-Day			
Average	144.33	8.09	Spread [Min-max]
Max	150.02	5.70	Trending-Up
Min	141.93	2.39	Trending-Up
15-Day			
Average	143.79	8.34	Spread [Min-max]
Max	150.02	6.23	Trending-Up
Min	141.68	2.11	Trending-Up
20-Day			
Average	141.79	20.14	Spread [Min-max]
Max	150.02	8.23	Trending-Down
Min	129.88	11.91	Trending-Up
25-Day			
Average	139.36	24.21	Spread [Min-max]
Max	150.02	10.66	Trending-Down
Min	125.81	13.55	Trending-Up
30-Day			
Average	136.97	26.46	Spread [Min-max]
Max	150.02	13.06	Trending-Down
Min	123.56	13.41	Trending-Up
30-Overall			
Average	141.99	15.86	Spread [Min-max]
Max	150.02	8.03	-3.74
Min	134.16	7.84	Trending-Up

			Trending-Up
		5-Day	30-Day
If 5-Day Average is Higher Than The 30-Day Average = Trending Up		145.74	136.97
If 5-Day Average is Lower Than The 30-Day Average = Trending Down			
		Trending-Up	Trending-Up
60-Day Closing Markets Trendings			
Tuesday-10-15-24 - 12:0AM			
Trending-Up		Differnces	
35-Day			
Average	135.88	26.46	Spread [Min-max]
Max	150.02	14.14	Trending-Up
Min	123.56	12.32	Trending-Up
40-Day			
Average	134.95	26.46	Spread [Min-max]
Max	150.02	15.07	Trending-Up
Min	123.56	11.39	Trending-Up
45-Day			
Average	134.25	26.46	Spread [Min-max]
Max	150.02	15.77	Trending-Up
Min	123.56	10.69	Trending-Up
50-Day			
Average	133.13	28.53	Spread [Min-max]
Max	150.02	16.89	Trending-Up
Min	121.49	11.64	Trending-Up
55-Day			
Average	131.26	42.81	Spread [Min-max]

Max	150.02	18.76	Trending-Down
Min	107.21	24.05	Trending-Up
60-Day			
Average	128.95	49.24	Spread [Min-max]
Max	150.02	21.07	Trending-Down
Min	100.78	28.17	Trending-Up
60-Overall			
Average	133.07	33.33	Spread [Min-max]
Max	150.02	16.95	-2.81
Min	116.69	16.38	Trending-Up
			Trending-Up
			
		5-Day	60-Day
If 5-Day Average is Higher Than The 30-Day Average = Trending Up		145.74	128.95
If 5-Day Average is Lower Than The 30-Day Average = Trending Down			
			
		Trending-Up	Trending-UP
90-Day Closing Markets Trendings			
Tuesday-10-15-24 - 12:0AM			
Trending-Up		Differnces	
65-Day			
Average	127.04	49.74	Spread [Min-max]
Max	150.02	22.98	Trending-Up
Min	100.28	26.76	Trending-Up
70-Day			
Average	125.53	49.74	Spread [Min-max]
Max	150.02	24.49	Trending-Up
Min	100.28	25.25	Trending-Up

75-Day			
Average	124.61	49.74	Spread [Min-max]
Max	150.02	25.41	Trending-Up
Min	100.28	24.33	Trending-Up
80-Day			
Average	123.69	49.74	Spread [Min-max]
Max	150.02	26.33	Trending-Down
Min	100.28	23.41	Trending-Up
85-Day			
Average	123.12	49.74	Spread [Min-max]
Max	150.02	26.90	Trending-Down
Min	100.28	22.84	Trending-Up
90-Day			
Average	122.55	49.74	Spread [Min-max]
Max	150.02	27.47	Trending-Down
Min	100.28	22.27	Trending-Up
90-Overall			
Average	124.42	49.74	Spread [Min-max]
Max	150.02	25.60	-2.62
Min	100.28	24.14	Trending-Up
			Trending-Up
			
		5-Day	30-Day
If 5-Day Average is Higher Than The 30-Day Average = Trending Up		145.74	122.55
If 5-Day Average is Lower Than The 30-Day Average = Trending Down			
		Trending-Up	Trending-UP