

Pathology Match 2024-2025

Contact: fattychange19.9@gmail.com



Edvard Munch's 'The Scream'



Histology's 'Placental villi'

Mar 14, 2025 **124** **DAYS UNTIL MATCH DAY**

- [Pathology Match 2023-2024](#)
- [Pathology Match 2022-2023](#)
- [Pathology Match 2021-2022](#)
- [Pathology Match 2020-2021](#)
- [Pathology Match 2019-2020](#)
- [Pathology Match 2018-2019](#)

Discord: <https://discord.gg/5zmbu4y4xx>

- [High Yield Resource for Interview Prep](#)
- [2023 Main Residency Match Data](#)
- [2022 Main Residency Match Data](#)
- [2021 Match NRMP Advanced Data](#)
- [Pathology Residency Guide 2020](#)
- [2023-2024 Residency Open Houses List 1](#)
- [2020 MD Charting Outcomes in the Match](#)
- [2023-2024 Residency Open Houses List 2](#)
- [2020 NRMP Program Director Survey](#)
- [ROL generator tool](#)
- [2016-2020 NRMP Program Results](#)
- [Application Editors](#)

1. Be nice.
 2. This is a public spreadsheet, and should only be used as a guide; it may not represent the most accurate and up-to-date information as it relies on applicants and current residents to contribute. Trolls may be present. Take caution.

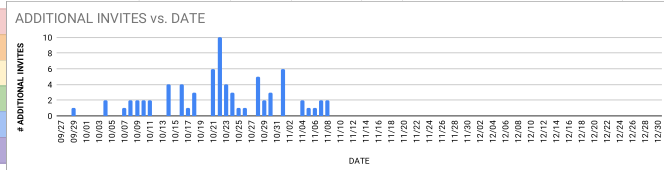
3. Please keep discussions *anonymous*
 4. DO NOT SORT ANY OF THE SHEETS
 5. Please do not delete other's comments. If you do so by accident, please just undo. We can see the edit history of cells! If you would like to protect your edits, you can also do so (see left for directions on how to)

6. Good luck!
 7. **NO SOLICITATION OF INTERVIEW DROPS**

IF YOU WANT TO PROTECT YOUR EDITS

Select the cell(s) > Data > Protected sheets & ranges > Add sheet or range >
 No description needed, should autopopulate the cell you're working with > Set permissions > Restrict who can edit to 'you and owner' > Done (if anyone deletes your stuff and locks it, email me and I can fix it)

State	City	Program	Date of First Invitations Sent	Date Last Updated	Additional Invites Sent	Communication	Interview Dates	Comments/Questions	Interview Days Left Open	Interview Days Left Updated	Rejection Received	Rejection Communication	#
WV	Morgantown	West Virginia University	10/17	10/17			10/24, 10/30, 11/4, 11/13, 11/20, 12/2, 12/11, 12/18						
FL	Jacksonville	Jacksonville College of Health Sciences	10/7/2024	10/07		Thelamus, Email		New program!					
NJ	Camden	Camden Medical Center of South Jersey State University	10/08	10/08	10/30			New(er) program!	11/72 (morning and afternoon), 11/19 (evening and afternoon)	10/23			



Most programs are participating in the universal interim invitation date; offers no earlier than October 18th, 2024. <https://www.aacred.org/rapidresponse>

DATE	PLEASE DO NOT ALTER THE FORMULAS OR THE TABLE FORMAT; this table is to calculate how many programs have sent out their first wave of interview invitations and who has sent out additional waves of interview invitations				PLEASE DO NOT ALTER THE FORMULAS OR THE TABLE FORMAT; this table is to calculate how many programs have sent out their first wave of interview invitations and who has sent out additional waves of interview invitations					
	# NEW PROGRAMS SENT	TOTAL # PROGRAMS SENT	% PROGRAMS SENT	# PROGRAMS WITH ADDITIONAL INVITES SENT	DATE	NEW PROGRAMS SENT	TOTAL # PROGRAMS SENT	# PROGRAMS SENT	% PROGRAMS SENT	# PROGRAMS WITH ADDITIONAL INVITES SENT
9/28/23	0	0	143.0%	0	9/28	1	1	142	1%	0
9/29/23	0	0	143.0%	0	9/29	2	3	140	2%	0
9/30/23	0	0	143.0%	0	9/30	0	3	140	2%	0
10/1/23	0	0	143.0%	1	9/29	0	3	140	2%	1
10/2/23	0	0	143.0%	0	9/30	3	6	137	4%	0
10/3/23	0	0	143.0%	0	10/1	3	9	134	6%	0
10/4/23	0	0	143.0%	2	10/2	3	12	131	9%	0
10/5/23	0	0	143.0%	0	10/3	1	13	130	9%	0
10/6/23	0	0	143.0%	0	10/4	3	16	127	11%	2
10/7/23	0	0	143.0%	1	10/5	0	16	127	11%	0
10/8/23	0	0	143.0%	2	10/6	0	16	127	11%	0
10/9/23	0	0	143.0%	2	10/7	2	18	125	13%	1
10/10/23	0	0	143.0%	2	10/8	5	23	120	16%	2
10/11/23	0	0	143.0%	2	10/9	0	23	120	16%	2
10/12/23	0	0	143.0%	0	10/10	1	24	119	17%	2
10/13/23	0	0	143.0%	0	10/11	2	26	117	18%	2
10/14/23	0	0	143.0%	4	10/12	0	26	117	18%	0
10/15/23	0	0	143.0%	0	10/13	0	26	117	18%	0
10/16/23	0	0	143.0%	4	10/14	1	27	116	18%	4
10/17/23	0	0	143.0%	1	10/15	3	30	113	21%	0
10/18/23	0	0	143.0%	3	10/16	2	32	111	22%	4
10/19/23	0	0	143.0%	0	10/17	4	36	107	25%	1
10/20/23	0	0	143.0%	0	10/18	77	113	30	79%	3
10/21/23	0	0	143.0%	6	10/19	1	114	29	80%	0
10/22/23	0	0	143.0%	10	10/20	0	114	29	80%	0
10/23/23	0	0	143.0%	4	10/21	9	123	20	88%	6
10/24/23	0	0	143.0%	3	10/22	1	124	19	87%	10
10/25/23	0	0	143.0%	1	10/23	0	124	19	87%	4
10/26/23	0	0	143.0%	1	10/24	2	126	17	88%	3
10/27/23	0	0	143.0%	0	10/25	0	126	17	88%	1
10/28/23	0	0	143.0%	5	10/26	0	126	17	88%	1
10/29/23	0	0	143.0%	2	10/27	0	126	17	88%	0
10/30/23	0	0	143.0%	3	10/28	2	128	15	90%	5
10/31/23	0	0	143.0%	0	10/29	1	129	14	90%	2
11/1/23	0	0	143.0%	6	10/30	3	132	11	92%	3
11/2/23	0	0	143.0%	0	10/31	1	133	10	93%	0
11/3/23	0	0	143.0%	0	11/01	0	133	10	93%	6
11/4/23	0	0	143.0%	2	11/02	0	133	10	93%	0
11/5/23	0	0	143.0%	1	11/03	0	133	10	93%	0
11/6/23	0	0	143.0%	1	11/04	0	133	10	93%	2
11/7/23	0	0	143.0%	2	11/05	0	133	10	93%	0
11/8/23	0	0	143.0%	2	11/06	0	133	10	93%	1
11/9/23	0	0	143.0%	0	11/07	0	133	10	93%	2
11/10/23	0	0	143.0%	0	11/08	1	134	9	94%	2
11/11/23	0	0	143.0%	0	11/09	0	134	9	94%	0
11/12/23	0	0	143.0%	0	11/10	0	134	9	94%	0
11/13/23	0	0	143.0%	0	11/11	0	134	9	94%	0
11/14/23	0	0	143.0%	0	11/12	0	134	9	94%	0
11/15/23	0	0	143.0%	0	11/13	0	134	9	94%	0
11/16/23	0	0	143.0%	0	11/14	0	134	9	94%	0
11/17/23	0	0	143.0%	0	11/15	0	134	9	94%	0
11/18/23	0	0	143.0%	0	11/16	0	134	9	94%	0
11/19/23	0	0	143.0%	0	11/17	0	134	9	94%	0
11/20/23	0	0	143.0%	0	11/18	0	134	9	94%	0
11/21/23	0	0	143.0%	0	11/19	0	134	9	94%	0
11/22/23	0	0	143.0%	0	11/20	0	134	9	94%	0
11/23/23	0	0	143.0%	0	11/21	0	134	9	94%	0
11/24/23	0	0	143.0%	0	11/22	0	134	9	94%	0
11/25/23	0	0	143.0%	0	11/23	0	134	9	94%	0
11/26/23	0	0	143.0%	0	11/24	0	134	9	94%	0
11/27/23	0	0	143.0%	0	11/25	0	134	9	94%	0
11/28/23	0	0	143.0%	0	11/26	0	134	9	94%	0
11/29/23	0	0	143.0%	0	11/27	0	134	9	94%	0
11/30/23	0	0	143.0%	0	11/28	0	134	9	94%	0
12/1/23	0	0	143.0%	0	11/29	0	134	9	94%	0
12/2/23	0	0	143.0%	0	11/30	0	134	9	94%	0
12/3/23	0	0	143.0%	0	12/01	0	134	9	94%	0
12/4/23	0	0	143.0%	0	12/02	0	134	9	94%	0
12/5/23	0	0	143.0%	0	12/03	0	134	9	94%	0
12/6/23	0	0	143.0%	0	12/04	0	134	9	94%	0
12/7/23	0	0	143.0%	0	12/05	0	134	9	94%	0
12/8/23	0	0	143.0%	0	12/06	0	134	9	94%	0
12/9/23	0	0	143.0%	0	12/07	0	134	9	94%	0
12/10/23	0	0	143.0%	0	12/08	0	134	9	94%	0
12/11/23	0	0	143.0%	0	12/09	0	134	9	94%	0
12/12/23	0	0	143.0%	0	12/10	0	134	9	94%	0
12/13/23	0	0	143.0%	0	12/11	0	134	9	94%	0
12/14/23	0	0	143.0%	0	12/12	0	134	9	94%	0
12/15/23	0	0	143.0%	0	12/13	0	134	9	94%	0
12/16/23	0	0	143.0%	0	12/14	0	134	9	94%	0
12/17/23	0	0	143.0%	0	12/15	0	134	9	94%	0
12/18/23	0	0	143.0%	0	12/16	0	134	9	94%	0
12/19/23	0	0	143.0%	0	12/17	0	134	9	94%	0
12/20/23	0	0	143.0%	0	12/18	0	134	9	94%	0
12/21/23	0	0	143.0%	0	12/19	0	134	9	94%	0
12/22/23	0	0	143.0%	0	12/20	0	134	9	94%	0
12/23/23	0	0	143.0%	0	12/21	0	134	9	94%	0
12/24/23	0	0	143.0%	0	12/22	0	134	9	94%	0
12/25/23	0	0	143.0%	0	12/23	0	134	9	94%	0
12/26/23	0	0	143.0%	0	12/24	0	134	9	94%	0
12/27/23	0	0	143.0%	0	12/25	0	134	9	94%	0
12/28/23	0	0	143.0%	0	12/26	0	134	9	94%	0
12/29/23	0	0	143.0%	0	12/27	0	134	9	94%	0
12/30/23	0	0	143.0%	0	12/28	0	134	9	94%	0

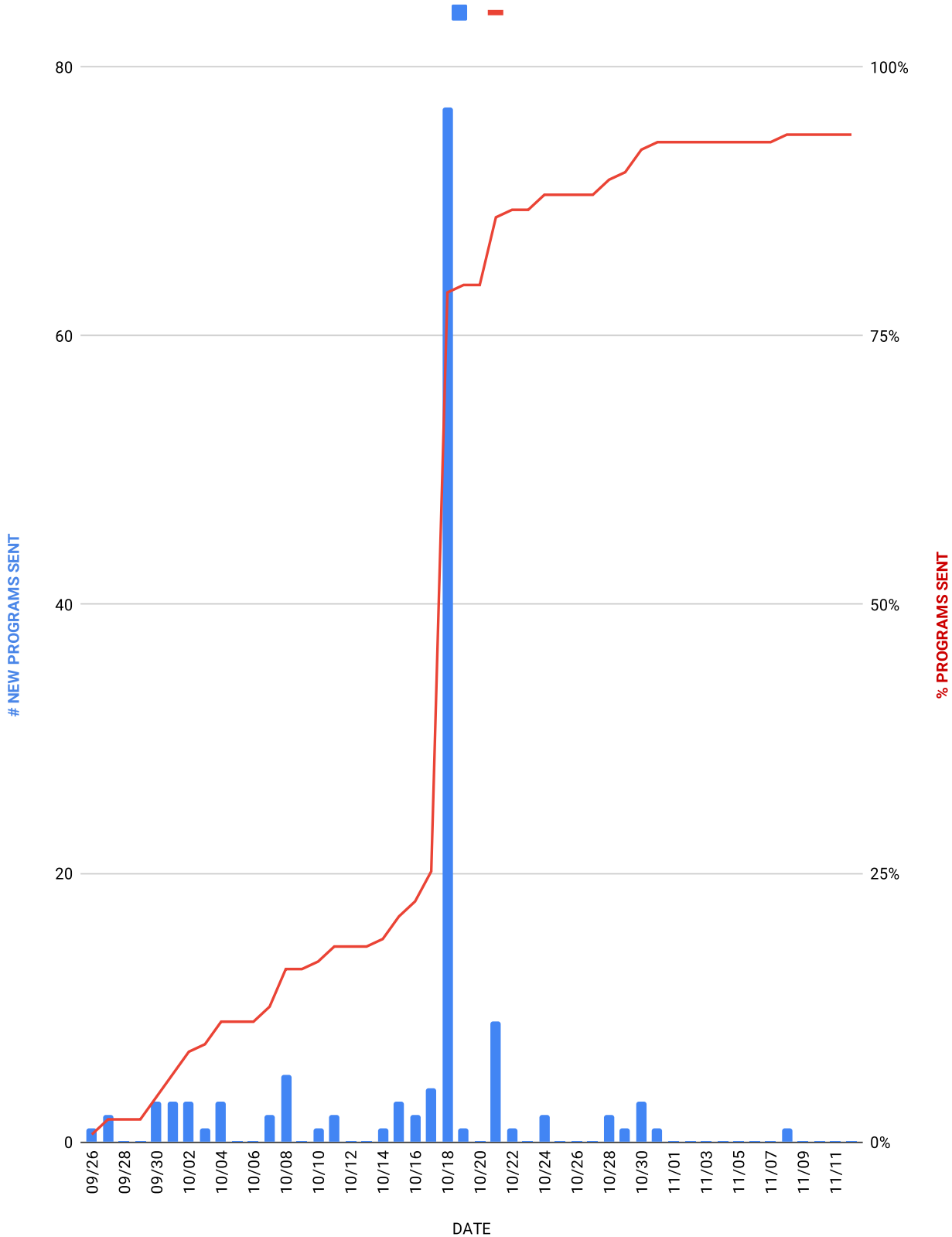
NOTE: In order for dates of "additional invites sent" to be counted, the date must be formatted mm/dd													
State	City	Program	Date of First Invitations Sent	Date Last Updated	Additional Invites Sent	Communication	Interview Dates	Comments/Questions	Interview Days Left Open	Interview Days Left Open - Last Updated	Rejection Received	Rejection Communication	#
	12/9/23	0	0	143	0%	0	12/29	0	134	0	94%	0	
	1/1/24	0	0	143	0%	0	12/30	0	134	0	94%	0	

Total Available Candidates Total Available Candidates	Last Updated	Current Region	Preferred Primary Region	SSN (N/A) SSN (N/A) SSN (N/A) SSN (N/A)	SSN (N/A) SSN (N/A) SSN (N/A) SSN (N/A)	Step 1 / Contact 1	Step 2 / Contact 2	Step 3 / Contact 3	Medical School Rank	Clinical Grading P (Y/N) R (Y/N) W (Y/N) F (Y/N)	Core Clinical Grades	ADM or SSP (Y/N)	PRE PRE MPH, MPH, Research (Y/N)	Total # of Research Papers, Publications	# of Programs Applied To	# Interviews	# of Interviews Received from Candidate or Applicant	# of Rejections	# of Waitlist	# of Interviews	# of Offers	Matched Y (Y/N) N (N/A)	Matched Y (Y/N) N (N/A)	Residency Interview	Question?	Comments	Comments	Comments	Comments	Interview/Application	
TOTAL ROW																															
														2023	Interviews	648	45	3	143	11											11 N/A

Best Swag	MGB Y66	Hopkins microscope stress ball					
Best Coordinator (2024-2025)	Dr. PAL @ VCUJ	Plus 1. Dr. PAL is a cufe	Ms. Vikki Scott UPenn < 3 +2	Yomaira at USC			
Worst Coordinator							
Least Prompt							
Best Coordinator Email Sign-Off							
Nicest PD (2024-2025)	Dr. DeFrances (JPMAC) +6	Dr. Yara Park (UNC) +3	Dr. Chute (Cleveland Clinic Foundation)	Dr. Adler (NYU) +1	Dr. Coldren (WakeForest)	Dr. Quinton (Mayo)	Dr. Watkins (UC Davis) +1
PD/PC Interviewer/Resident with the coolest name							
Best Social/Dinner	MGB, it was nice to see the residents interact with each other!	LJW - Residents interacting with each other and overall seemed happy	CCF - the residents really seem like they like the program				
Best Interview Moment							
Worst Interview Moment							
Best Interview Break Activity							
Friendliest Residents							
Least Friendly Residents/bad or weird vibes							
Worst Interview Question							
City You Wish You Had Visited	residents are like family, faculty have open-door policy, complex and "bread and butter" cases, etc. etc. ← The family pen would be a red flag in any other loc of work, but it's a red flag to me in this line of work.						
Most overused selling point							
Best overall interview day							
Most intimidating interviewer	Dr. Tapan Bhavsar at GWU +1						
Worst TV Platform	Anyone who uses Thalamus. JUST USE ZOOM.	Plus 1, Thalamus is a nightmare			It wasn't as bad as I thought, but it does seem to be a bit intense on the average before as it is a personality if more than one lab is open.		
Worst communication skills	GWU - no itinerary until day before, did not tell us who we would interview with, cancelled interviews because they were sent in error						
Program with Biggest Rise Compared to Initial Rank List/Impression (pls give deets)							
Program with Biggest Fall Compared to Initial Rank List/Impression (pls give deets)							
Worst residency website	ULouisville Y no salary or benefits? also it just sucks	Nah. NIH takes the cake here. Literally nothing on their site for their singular AP residency. In all combined their program is a myth. Fiction. Doesn't exist.					
Best residency website							
Widest TV question							
Best Benefits (give us the deets)							
Best wellness initiatives							
Shortest Interview							
Longest Interview	Yale 8 am to 7 pm activities						
Worst interview day							
Nicest Chair	Dr. Hruban (Hopkins)	David Louis (MGB) ← Haha. I'm glad you think that! I've heard he's single handedly responsible for the mass exodus of faculty at BWH after the merger.					
Chillest shade thrown	Brown vs all 10/18 programs						
Best Info Packet	Wake Forest						
Worst social							
Most ironic moment	The identical twins applying from the same school						
Most baller thing you've seen an applicant do							
Cringiest thing you've seen an applicant do							
Cringiest thing a PD / APD / interviewer / resident said or did							
PD/APD you'd most want to get a beer with							
Worst "icebreaker" question or activity	Colorado. Literally no one read my app. One interviewer didn't ask any questions at all, literally just started off with "any questions for me?" and talked to himself the entire time. One just read off a list of questions. Bad vibes all around. Colorado Springs or University of Colorado?? University of Colorado	←Zucker Staten Island, literally happened the same thing for me, the whole interview felt like I was fighting with the faculty and PD ← also having half of the faculty and residents with camera off was rude					
Program that made you want to log out mid-interview and DNR them (pls split the tea)							
Worst acting internship overall experience							
Most Attractive Residents	zucker LUNSUH	anyone who is kind to me +2					

Project Overview									
Phase	Task	Start	End	Duration	Dependencies	Resources	Cost	Risk	Status
Phase 1: Planning	Task 1.1: Define project scope	2023-01-01	2023-01-15	15 days		Project Manager	\$5,000	Low	Completed
	Task 1.2: Identify stakeholders	2023-01-15	2023-01-30	15 days	Task 1.1	Project Manager, Stakeholder Analyst	\$3,000	Low	Completed
	Task 1.3: Develop project charter	2023-01-30	2023-02-10	12 days	Task 1.1, Task 1.2	Project Manager	\$2,000	Low	Completed
Phase 2: Execution	Task 2.1: Mobilize resources	2023-02-10	2023-02-25	15 days	Task 1.3	Project Manager, HR	\$4,000	Medium	In Progress
	Task 2.2: Develop project plan	2023-02-25	2023-03-15	20 days	Task 1.3, Task 2.1	Project Manager, Planning Analyst	\$6,000	Medium	In Progress
	Task 2.3: Implement project plan	2023-03-15	2023-04-15	30 days	Task 2.2	Project Manager, Team Lead	\$10,000	High	In Progress
	Task 2.4: Monitor project progress	2023-04-15	2023-05-15	30 days	Task 2.3	Project Manager, Monitoring Analyst	\$5,000	Medium	In Progress
Phase 3: Closing	Task 3.1: Evaluate project performance	2023-05-15	2023-05-30	15 days	Task 2.4	Project Manager, Evaluation Analyst	\$3,000	Low	Planned
	Task 3.2: Close project	2023-05-30	2023-06-15	15 days	Task 3.1	Project Manager	\$2,000	Low	Planned

NEW PROGRAMS SENT vs. DATE



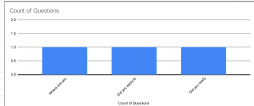
Year	Month	Day	Event	Location	Time	Duration	Notes	Remarks	Other
2023	Jan	1	Monday						
2023	Jan	2	Tuesday						
2023	Jan	3	Wednesday						
2023	Jan	4	Thursday						
2023	Jan	5	Friday						
2023	Jan	6	Saturday						
2023	Jan	7	Sunday						
2023	Jan	8	Monday						
2023	Jan	9	Tuesday						
2023	Jan	10	Wednesday						
2023	Jan	11	Thursday						
2023	Jan	12	Friday						
2023	Jan	13	Saturday						
2023	Jan	14	Sunday						
2023	Jan	15	Monday						
2023	Jan	16	Tuesday						
2023	Jan	17	Wednesday						
2023	Jan	18	Thursday						
2023	Jan	19	Friday						
2023	Jan	20	Saturday						
2023	Jan	21	Sunday						
2023	Jan	22	Monday						
2023	Jan	23	Tuesday						
2023	Jan	24	Wednesday						
2023	Jan	25	Thursday						
2023	Jan	26	Friday						
2023	Jan	27	Saturday						
2023	Jan	28	Sunday						
2023	Jan	29	Monday						
2023	Jan	30	Tuesday						
2023	Jan	31	Wednesday						
2023	Feb	1	Thursday						
2023	Feb	2	Friday						
2023	Feb	3	Saturday						
2023	Feb	4	Sunday						
2023	Feb	5	Monday						
2023	Feb	6	Tuesday						
2023	Feb	7	Wednesday						
2023	Feb	8	Thursday						
2023	Feb	9	Friday						
2023	Feb	10	Saturday						
2023	Feb	11	Sunday						
2023	Feb	12	Monday						
2023	Feb	13	Tuesday						
2023	Feb	14	Wednesday						
2023	Feb	15	Thursday						
2023	Feb	16	Friday						
2023	Feb	17	Saturday						
2023	Feb	18	Sunday						
2023	Feb	19	Monday						
2023	Feb	20	Tuesday						
2023	Feb	21	Wednesday						
2023	Feb	22	Thursday						
2023	Feb	23	Friday						
2023	Feb	24	Saturday						
2023	Feb	25	Sunday						
2023	Feb	26	Monday						
2023	Feb	27	Tuesday						
2023	Feb	28	Wednesday						
2023	Feb	29	Thursday						
2023	Mar	1	Friday						
2023	Mar	2	Saturday						
2023	Mar	3	Sunday						
2023	Mar	4	Monday						
2023	Mar	5	Tuesday						
2023	Mar	6	Wednesday						
2023	Mar	7	Thursday						
2023	Mar	8	Friday						
2023	Mar	9	Saturday						
2023	Mar	10	Sunday						
2023	Mar	11	Monday						
2023	Mar	12	Tuesday						
2023	Mar	13	Wednesday						
2023	Mar	14	Thursday						
2023	Mar	15	Friday						
2023	Mar	16	Saturday						
2023	Mar	17	Sunday						
2023	Mar	18	Monday						
2023	Mar	19	Tuesday						
2023	Mar	20	Wednesday						
2023	Mar	21	Thursday						
2023	Mar	22	Friday						
2023	Mar	23	Saturday						
2023	Mar	24	Sunday						
2023	Mar	25	Monday						
2023	Mar	26	Tuesday						
2023	Mar	27	Wednesday						
2023	Mar	28	Thursday						
2023	Mar	29	Friday						
2023	Mar	30	Saturday						
2023	Mar	31	Sunday						

Description of the item	Material	Quantity	Unit	Value	Tax	Total	Currency	Country	Date	Status	Reference	Category	Sub-category	Item ID	Barcode	Weight	Volume	Length	Width	Height
<p>Item 1: Description of the first item, including material, quantity, and unit.</p> <p>Item 2: Description of the second item, including material, quantity, and unit.</p>	Material 1	10	kg	100	0%	100	USD	USA	2023-10-27	Active	SKU-001	Electronics	Smartphones	1234567890	150	50	15	7	2	
<p>Item 3: Description of the third item, including material, quantity, and unit.</p> <p>Item 4: Description of the fourth item, including material, quantity, and unit.</p>	Material 2	5	kg	50	0%	50	USD	USA	2023-10-27	Active	SKU-002	Electronics	Smartphones	1234567891	150	50	15	7	2	
<p>Item 5: Description of the fifth item, including material, quantity, and unit.</p> <p>Item 6: Description of the sixth item, including material, quantity, and unit.</p>	Material 3	3	kg	30	0%	30	USD	USA	2023-10-27	Active	SKU-003	Electronics	Smartphones	1234567892	150	50	15	7	2	
<p>Item 7: Description of the seventh item, including material, quantity, and unit.</p> <p>Item 8: Description of the eighth item, including material, quantity, and unit.</p>	Material 4	2	kg	20	0%	20	USD	USA	2023-10-27	Active	SKU-004	Electronics	Smartphones	1234567893	150	50	15	7	2	
<p>Item 9: Description of the ninth item, including material, quantity, and unit.</p> <p>Item 10: Description of the tenth item, including material, quantity, and unit.</p>	Material 5	1	kg	10	0%	10	USD	USA	2023-10-27	Active	SKU-005	Electronics	Smartphones	1234567894	150	50	15	7	2	
<p>Item 11: Description of the eleventh item, including material, quantity, and unit.</p> <p>Item 12: Description of the twelfth item, including material, quantity, and unit.</p>	Material 6	4	kg	40	0%	40	USD	USA	2023-10-27	Active	SKU-006	Electronics	Smartphones	1234567895	150	50	15	7	2	
<p>Item 13: Description of the thirteenth item, including material, quantity, and unit.</p> <p>Item 14: Description of the fourteenth item, including material, quantity, and unit.</p>	Material 7	6	kg	60	0%	60	USD	USA	2023-10-27	Active	SKU-007	Electronics	Smartphones	1234567896	150	50	15	7	2	
<p>Item 15: Description of the fifteenth item, including material, quantity, and unit.</p> <p>Item 16: Description of the sixteenth item, including material, quantity, and unit.</p>	Material 8	8	kg	80	0%	80	USD	USA	2023-10-27	Active	SKU-008	Electronics	Smartphones	1234567897	150	50	15	7	2	

Year	Project Name	Project ID	Project Type	Project Status	Project Description	Project Manager	Project Start	Project End	Project Budget	Project Actual	Project Variance	Project Risk	Project Impact	Project Notes
2018	Project A	001	Construction	Completed	Construction of a new building.	John Doe	2018-01-01	2018-12-31	\$1,000,000	\$1,000,000	\$0	Low	Completed on time and within budget.	Final report attached.
2019	Project B	002	IT	In Progress	Implementation of a new software system.	Jane Smith	2019-03-01	2019-12-31	\$500,000	\$450,000	-\$50,000	Medium	On track for completion.	Minor delays due to vendor issues.
2020	Project C	003	Marketing	Completed	Launch of a new marketing campaign.	Mike Johnson	2020-02-01	2020-11-30	\$200,000	\$200,000	\$0	Low	Exceeded expectations.	Positive feedback from clients.
2021	Project D	004	Research	On Hold	Research and development of a new product.	Sarah Lee	2021-01-01	2021-12-31	\$800,000	\$0	-\$800,000	High	Project suspended due to budget constraints.	Re-evaluating the project's viability.
2022	Project E	005	Operations	Completed	Optimization of internal operations.	David King	2022-04-01	2022-10-31	\$300,000	\$300,000	\$0	Low	Efficient and cost-effective.	Improved productivity and reduced waste.

No.	Project Name	Project Category	Year	Phase	Priority	Status	Responsible Party	Start Date	End Date	Budget (M USD)	Actual Cost (M USD)	Progress (%)	Key Deliverables	Milestones	Risks	Benefits	Impact	Notes
01	Infrastructure Development	Transportation	2023	Construction	High	Completed	City Planning Dept.	2023-01-01	2023-12-31	100	100	100	Major road network expansion, including highway A1 and B2. Significant improvement in road conditions and capacity.	Completed	Improved road network, reduced travel time, and enhanced safety.	High	Project completed on time and within budget. High client satisfaction.	
02	Infrastructure Development	Water Supply	2023	Construction	Medium	In Progress	Water Utility Co.	2023-03-01	2024-06-30	85	75	90	New water treatment plant and distribution network for District X.	Partial	Minor delays due to weather conditions in early 2024.	Improved water supply, better water quality, and expanded coverage.	Medium	Progressing well with some minor delays.
03	Infrastructure Development	Waste Management	2023	Construction	Low	Completed	Public Works Dept.	2023-02-01	2023-11-30	100	100	100	Upgrade of municipal waste management system and recycling facilities.	Completed	Minor issues resolved during final inspection.	Improved waste management, increased recycling, and better urban cleanliness.	High	Project completed successfully with all goals met.
04	Infrastructure Development	Digital Services	2023	Implementation	High	In Progress	IT Department	2023-04-01	2024-09-30	60	50	85	Implementation of a new digital services platform for citizens.	Partial	Delays in vendor integration and data migration.	Enhanced digital services, improved citizen engagement, and data-driven insights.	High	Facing some integration challenges but on track for completion.
05	Infrastructure Development	Public Housing	2023	Construction	Medium	Completed	Housing Authority	2023-01-15	2023-12-15	100	100	100	Construction of new public housing units for low-income families.	Completed	Minor quality issues addressed during handover.	Increased housing availability, improved living conditions, and social inclusion.	High	Project completed ahead of schedule.
06	Infrastructure Development	Parks and Recreation	2023	Construction	Low	In Progress	Parks Dept.	2023-05-01	2024-10-31	40	30	70	Development of new parks and recreational facilities in urban areas.	Partial	Delays in landscaping and furniture procurement.	Improved public spaces, increased recreation opportunities, and better urban environment.	Medium	Progressing with some delays in material procurement.
07	Infrastructure Development	Education	2023	Construction	High	Completed	Education Dept.	2023-02-01	2023-11-30	100	100	100	Construction of new school buildings and classrooms.	Completed	Minor issues resolved during final inspection.	Improved educational facilities, better learning environment, and increased capacity.	High	Project completed successfully.
08	Infrastructure Development	Healthcare	2023	Construction	High	In Progress	Health Dept.	2023-03-01	2024-08-31	70	60	90	Construction of new healthcare facilities and clinics.	Partial	Delays in equipment procurement and staff training.	Improved healthcare services, better patient care, and expanded facilities.	High	Facing some procurement delays but overall on track.
09	Infrastructure Development	Energy	2023	Construction	High	In Progress	Energy Dept.	2023-04-01	2024-11-30	50	40	80	Construction of new energy infrastructure, including solar panels and wind turbines.	Partial	Delays in permitting and environmental clearance.	Improved energy supply, better environmental sustainability, and increased capacity.	High	Progressing with some delays in regulatory approvals.
10	Infrastructure Development	Environment	2023	Construction	Low	Completed	Environment Dept.	2023-01-01	2023-12-31	100	100	100	Implementation of environmental protection measures and green spaces.	Completed	Minor issues resolved during final inspection.	Improved environmental quality, better green spaces, and enhanced sustainability.	High	Project completed successfully.
11	Infrastructure Development	Transportation	2023	Construction	High	In Progress	City Planning Dept.	2023-06-01	2024-12-31	30	20	60	Construction of a new metro line and expansion of existing lines.	Partial	Delays in land acquisition and utility relocation.	Improved public transport, better connectivity, and reduced traffic.	High	Facing significant delays in land acquisition.
12	Infrastructure Development	Water Supply	2023	Construction	Medium	In Progress	Water Utility Co.	2023-07-01	2024-11-30	20	15	50	Construction of a new water reservoir and distribution network.	Partial	Delays in construction materials and labor availability.	Improved water supply, better water security, and expanded coverage.	Medium	Progressing with some delays in material supply.
13	Infrastructure Development	Waste Management	2023	Construction	Low	Completed	Public Works Dept.	2023-01-15	2023-12-15	100	100	100	Upgrade of municipal waste management system and recycling facilities.	Completed	Minor issues resolved during final inspection.	Improved waste management, increased recycling, and better urban cleanliness.	High	Project completed successfully.
14	Infrastructure Development	Digital Services	2023	Implementation	High	In Progress	IT Department	2023-08-01	2024-12-31	10	5	40	Implementation of a new digital services platform for citizens.	Partial	Delays in vendor integration and data migration.	Enhanced digital services, improved citizen engagement, and data-driven insights.	High	Facing some integration challenges but on track for completion.
15	Infrastructure Development	Public Housing	2023	Construction	Medium	Completed	Housing Authority	2023-01-15	2023-12-15	100	100	100	Construction of new public housing units for low-income families.	Completed	Minor quality issues addressed during handover.	Increased housing availability, improved living conditions, and social inclusion.	High	Project completed ahead of schedule.
16	Infrastructure Development	Parks and Recreation	2023	Construction	Low	In Progress	Parks Dept.	2023-09-01	2024-10-31	10	5	30	Development of new parks and recreational facilities in urban areas.	Partial	Delays in landscaping and furniture procurement.	Improved public spaces, increased recreation opportunities, and better urban environment.	Medium	Progressing with some delays in material procurement.
17	Infrastructure Development	Education	2023	Construction	High	Completed	Education Dept.	2023-02-01	2023-11-30	100	100	100	Construction of new school buildings and classrooms.	Completed	Minor issues resolved during final inspection.	Improved educational facilities, better learning environment, and increased capacity.	High	Project completed successfully.
18	Infrastructure Development	Healthcare	2023	Construction	High	In Progress	Health Dept.	2023-03-01	2024-08-31	70	60	90	Construction of new healthcare facilities and clinics.	Partial	Delays in equipment procurement and staff training.	Improved healthcare services, better patient care, and expanded facilities.	High	Facing some procurement delays but overall on track.
19	Infrastructure Development	Energy	2023	Construction	High	In Progress	Energy Dept.	2023-04-01	2024-11-30	50	40	80	Construction of new energy infrastructure, including solar panels and wind turbines.	Partial	Delays in permitting and environmental clearance.	Improved energy supply, better environmental sustainability, and increased capacity.	High	Progressing with some delays in regulatory approvals.
20	Infrastructure Development	Environment	2023	Construction	Low	Completed	Environment Dept.	2023-01-01	2023-12-31	100	100	100	Implementation of environmental protection measures and green spaces.	Completed	Minor issues resolved during final inspection.	Improved environmental quality, better green spaces, and enhanced sustainability.	High	Project completed successfully.

Ref	Accounting Period	Start Date	End Date	Phase	Reporting Location	Comments/Issues	Approval/Status	Prepared By	Reviewed By	Questions
101	Accounting	2023-01-01	2023-01-31	Phase 1	Accounting					
102	Accounting	2023-02-01	2023-02-28	Phase 1	Accounting					
103	Accounting	2023-03-01	2023-03-31	Phase 1	Accounting					
104	Accounting	2023-04-01	2023-04-30	Phase 1	Accounting					
105	Accounting	2023-05-01	2023-05-31	Phase 1	Accounting					
106	Accounting	2023-06-01	2023-06-30	Phase 1	Accounting					
107	Accounting	2023-07-01	2023-07-31	Phase 1	Accounting					
108	Accounting	2023-08-01	2023-08-31	Phase 1	Accounting					
109	Accounting	2023-09-01	2023-09-30	Phase 1	Accounting					
110	Accounting	2023-10-01	2023-10-31	Phase 1	Accounting					
111	Accounting	2023-11-01	2023-11-30	Phase 1	Accounting					
112	Accounting	2023-12-01	2023-12-31	Phase 1	Accounting					
113	Accounting	2024-01-01	2024-01-31	Phase 2	Accounting					
114	Accounting	2024-02-01	2024-02-28	Phase 2	Accounting					
115	Accounting	2024-03-01	2024-03-31	Phase 2	Accounting					
116	Accounting	2024-04-01	2024-04-30	Phase 2	Accounting					
117	Accounting	2024-05-01	2024-05-31	Phase 2	Accounting					
118	Accounting	2024-06-01	2024-06-30	Phase 2	Accounting					
119	Accounting	2024-07-01	2024-07-31	Phase 2	Accounting					
120	Accounting	2024-08-01	2024-08-31	Phase 2	Accounting					
121	Accounting	2024-09-01	2024-09-30	Phase 2	Accounting					
122	Accounting	2024-10-01	2024-10-31	Phase 2	Accounting					
123	Accounting	2024-11-01	2024-11-30	Phase 2	Accounting					
124	Accounting	2024-12-01	2024-12-31	Phase 2	Accounting					
125	Accounting	2025-01-01	2025-01-31	Phase 3	Accounting					
126	Accounting	2025-02-01	2025-02-28	Phase 3	Accounting					
127	Accounting	2025-03-01	2025-03-31	Phase 3	Accounting					
128	Accounting	2025-04-01	2025-04-30	Phase 3	Accounting					
129	Accounting	2025-05-01	2025-05-31	Phase 3	Accounting					
130	Accounting	2025-06-01	2025-06-30	Phase 3	Accounting					
131	Accounting	2025-07-01	2025-07-31	Phase 3	Accounting					
132	Accounting	2025-08-01	2025-08-31	Phase 3	Accounting					
133	Accounting	2025-09-01	2025-09-30	Phase 3	Accounting					
134	Accounting	2025-10-01	2025-10-31	Phase 3	Accounting					
135	Accounting	2025-11-01	2025-11-30	Phase 3	Accounting					
136	Accounting	2025-12-01	2025-12-31	Phase 3	Accounting					



To help collect more data: https://docs.google.com/forms/d/e/1FAIpQLsOP9G6G6AUF0Hfd5Xt8BhrCz2PG38bTig5Hk02Xctg/viewform?usp=ssf_link
 Last updated: 2/15/24 @ 21:12

< must sign in to google account (so you can edit responses later and help stop trolls) but emails are NOT collected, will share raw data once all responses are in
 n=333

**thank you to the person who let me know that Mass gen and brigham comined their programs. If you put one or both on the survey the data has been corrected to show your results to mass gen brigham

Program	Applied	Signaled	Geo	II	Interview	II rate	Signaled II rate	Geo II rate	Neither II rate
Albany Medical Center Program	3	0	1	0	0	0%		0%	0%
Allegheny Health Network Medical Education Consortium (AGH) Program	3	1	2	2	2	67%	100%	100%	0%
Ascension St John Hospital Program	2	0	1	1	1	50%		100%	0%
Baylor College of Medicine Program	13	4	5	9	9	69%	50%	80%	67%
Baylor University Medical Center Program	6	2	5	3	3	50%	100%	60%	0%
Beaumont Health (Royal Oak) Program	2	0	1	1	1	50%		100%	0%
Beth Israel Deaconess Medical Center/Harvard Medical School Program	13	2	4	5	4	38%	50%	75%	25%
Boston University Medical Center Program	8	0	3	0	0	0%		0%	0%
Brookwood Baptist Health Program	1	0	0	0	0	0%			0%
Brown University Program	9	0	1	2	1	22%		0%	25%
Case Western Reserve University/University Hospitals Cleveland Medical Center Program	8	1	2	3	2	38%	0%	50%	40%
Cedars-Sinai Medical Center Program	12	3	9	5	5	42%	67%	56%	0%
Cleveland Clinic Foundation Program	14	3	5	7	7	50%	100%	100%	13%
Cooper Medical School of Rowan University/Cooper University Hospital Program	2	0	1	0	0	0%		0%	0%
Creighton University School of Medicine (Omaha) Program	3	0	1	1	1	33%		100%	0%
Danbury Hospital Program	2	0	0	0	0	0%			0%
Dartmouth-Hitchcock/Mary Hitchcock Memorial Hospital Program	11	1	1	5	4	45%	100%	100%	33%
Detroit Medical Center/Wayne State University Program	2	0	1	1	0	50%		100%	0%
Duke University Hospital Program	19	6	10	11	11	58%	100%	70%	38%
East Tennessee State University/Quillen College of Medicine Program	4	0	2	2	2	50%		100%	0%
Emory University School of Medicine Program	12	2	7	8	8	67%	100%	86%	40%
Geisinger Health System Program	5	0	1	1	1	20%		100%	0%
George Washington University Program	10	2	5	4	4	40%	50%	60%	0%
Hartford Hospital Program	3	0	1	0	0	0%		0%	0%
HCA Healthcare: East Florida Division GME Program	1	0	0	0	0	0%			0%
HCA Healthcare/USF Morsani College of Medicine GME: Brandon Regional Hospital Program	2	0	1	1	1	50%		0%	100%
Henry Ford Hospital/Wayne State University Program	2	0	1	0	0	0%		0%	0%
Howard University Program	2	0	0	1	1	50%			50%
Icahn School of Medicine at Mount Sinai (Morningside/West) Program	3	1	1	2	2	67%	100%	100%	50%
Icahn School of Medicine at Mount Sinai (Mount Sinai Hospital) Program	11	3	7	3	3	27%	87%	43%	0%
Indiana University School of Medicine Program	7	1	3	2	2	29%	100%	33%	25%
Johns Hopkins University Program	13	2	5	3	3	23%	50%	20%	14%
Loma Linda University Health Education Consortium Program	6	0	5	0	0	0%		0%	0%
Los Angeles County-Harbor-UCLA Medical Center Program	11	1	7	3	3	27%	100%	43%	0%
Louisiana State University (Shreveport) Program	2	0	0	0	0	0%			0%
Louisiana State University Program	6	1	2	2	2	33%	0%	50%	25%
Loyola University Medical Center Program	7	1	1	2	2	29%	100%	100%	17%
Madigan Army Medical Center Program	1	0	0	0	0	0%			0%
Mass General Brigham	16	6	4	8	8	50%	100%	100%	11%
Mayo Clinic College of Medicine and Science (Rochester) Program	14	4	4	8	8	57%	75%	75%	38%
McGaw Medical Center of Northwestern University Program	17	5	7	7	7	41%	80%	67%	22%
Medical College of Georgia Program	4	0	3	2	2	50%		67%	0%
Medical College of Wisconsin Affiliated Hospitals Program	5	0	2	1	1	20%		50%	0%
Medical University of South Carolina Program	12	2	7	7	5	58%	100%	100%	0%
MedStar Health/Georgetown University Hospital Program	12	1	6	4	3	33%	100%	67%	0%
Methodist Hospital (Houston) Program	8	1	4	6	6	75%	100%	75%	75%
Montefiore Medical Center/Albert Einstein College of Medicine Program	7	1	2	1	1	14%	0%	50%	0%
Mount Sinai Medical Center of Florida Program	3	1	1	0	0	0%	0%	0%	0%
National Capital Consortium Program (Walter Reed)	1	0	0	0	0	0%			0%
National Institutes of Health Clinical Center Program	1	0	0	0	0	0%			0%
Naval Medical Center (San Diego) Program	1	0	0	0	0	0%			0%
New York Presbyterian Hospital (Columbia Campus) Program	10	0	6	4	4	40%		50%	25%
New York Presbyterian Hospital (Cornell Campus) Program	12	3	6	8	8	67%	67%	100%	40%
NYU Grossman School of Medicine Program	14	0	6	4	4	29%		50%	13%
NYU Long Island School of Medicine Program	3	0	1	1	1	33%		100%	0%
Ohio State University Hospital Program	9	1	4	6	5	67%	100%	100%	40%
Oregon Health & Science University Program	13	1	5	3	3	23%	100%	60%	0%
Orlando Health Program	3	0	2	0	0	0%		0%	0%
Penn State Milton S Hershey Medical Center Program	9	0	3	2	2	22%		33%	17%
Pennsylvania Hospital of the University of Pennsylvania Health System Program	9	0	3	1	1	11%		33%	0%
Penrose-St Francis Health Services Program	3	0	0	1	1	33%			33%
Rush University Medical Center Program	3	0	1	0	0	0%		0%	0%
Rutgers Health/New Jersey Medical School Program	4	0	2	1	0	25%		50%	0%
Rutgers Health/Robert Wood Johnson Medical School Program	4	0	2	2	2	50%		100%	0%
Rutgers Health/St Barnabas Medical Center Program	1	0	0	0	0	0%			0%
San Antonio Uniformed Services Health Education Consortium Program	1	0	0	0	0	0%			0%
Sidney Kimmel Medical College at Thomas Jefferson University/TJUH Program	8	1	4	5	5	63%	100%	100%	25%
St Louis University School of Medicine Program	3	0	0	0	0	0%			0%
Stanford Health Care-Sponsored Stanford University Program	15	3	9	8	8	53%	67%	56%	50%
Stony Brook Medicine/University Hospital Program	4	0	1	3	2	75%		100%	67%
Summa Health System/NEOMED Program	2	0	1	1	1	50%		100%	0%
SUNY Downstate Health Sciences University Program	6	0	2	3	3	50%		100%	25%
SUNY Upstate Medical University Program	2	0	0	1	1	50%			50%
Temple University Hospital Program	4	0	1	1	1	25%		100%	0%
Texas A&M College of Medicine-Scott and White Medical Center (Temple) Program	5	0	4	3	3	60%		75%	0%
Texas Tech University Health Sciences Center Program	3	0	2	2	2	67%		100%	0%
The MetroHealth System/Case Western Reserve University Program	5	0	0	0	0	0%			0%
Tufts Medical Center Program	6	0	0	0	0	0%			0%
Tulane University Program	8	1	2	2	2	25%	100%	50%	17%
UCLA David Geffen School of Medicine/UCLA Medical Center Program	15	7	11	9	9	60%	100%	73%	25%
UMass Chan - Baystate Program	4	0	1	0	0	0%		0%	0%
UMass Chan Medical School Program	8	0	3	5	5	63%		67%	60%
University at Buffalo Program	4	1	1	1	1	25%	100%	100%	0%
University of Alabama Medical Center Program	7	1	3	4	4	57%	100%	67%	33%
University of Arizona College of Medicine-Tucson Program	7	1	2	3	3	43%	100%	50%	40%
University of Arkansas for Medical Sciences (UAMS) College of Medicine Program	9	1	4	6	6	67%	100%	100%	40%
University of California (Irvine) Program	11	1	8	7	6	64%	100%	75%	33%
University of California (San Diego) Medical Center Program	14	4	11	6	6	43%	100%	55%	0%
University of California (San Francisco) Program	14	4	9	6	6	43%	100%	44%	40%
University of California Davis Health Program	9	0	7	4	4	44%		43%	50%
University of Chicago (NorthShore) Program	7	1	3	3	3	43%	100%	67%	25%
University of Chicago Program	16	2	6	7	5	44%	50%	67%	30%
University of Cincinnati Medical Center/College of Medicine Program	6	1	2	1	1	17%	0%	0%	25%
University of Colorado Program	11	2	2	4	4	36%	50%	50%	38%
University of Florida College of Medicine Jacksonville Program	4	0	2	1	1	25%		50%	0%
University of Florida Program	4	1	2	1	1	25%	0%	50%	0%
University of Hawaii Program	3	0	1	0	0	0%		0%	0%
University of Illinois College of Medicine at Chicago Program	7	1	3	2	2	29%	100%	67%	0%
University of Iowa Hospitals and Clinics Program	12	1	5	6	5	50%	100%	80%	43%
University of Kansas School of Medicine Program	9	1	3	4	4	44%	100%	67%	20%
University of Kentucky College of Medicine Program	7	1	4	3	2	43%	0%	75%	0%
University of Louisville School of Medicine Program	7	4	4	2	1	29%	50%	50%	0%
University of Maryland Program	6	0	3	4	3	67%		100%	33%
University of Miami/Jackson Health System Program	6	2	2	2	2	33%	50%	100%	0%

To help collect more data: https://docs.google.com/forms/d/e/1FAIpQLSdOP9G6o6kAUF1QHFd5Xt8B8hrCz2PG38bTig5HkO2Xctg/viewform?usp=cf_link
 Last updated: 2/15/24 @ 21:12

< must sign in to google account (so you can edit responses later and help stop trolls) but emails are NOT collected, will share raw data once all responses are in

**thank you to the person who let me know that Mass gen and brigham comined their programs. If you put one or both on the survey the data has been corrected to show your results to mass gen brigham

Program	Applied	Signaled	Geo	II	Interview	II rate	Signaled II rate	Geo II rate	Neither II rate
University of Michigan Health System Program	17	4	4	4	4	24%	75%	50%	9%
University of Minnesota Program	7	0	2	2	5	4	71%	100%	60%
University of Mississippi Medical Center Program	2	0	0	1	1	50%			50%
University of Missouri-Columbia Program	7	2	3	4	3	57%	50%	67%	50%
University of Missouri-Kansas City School of Medicine Program	3	0	0	1	1	33%			33%
University of Nebraska Medical Center College of Medicine Program	7	0	3	4	3	57%		67%	50%
University of New Mexico School of Medicine Program	10	2	4	5	4	50%	100%	75%	33%
University of North Carolina Hospitals Program	13	4	9	8	7	62%	100%	89%	0%
University of Oklahoma Health Sciences Center Program	7	0	4	2	2	29%		50%	0%
University of Pennsylvania Health System Program	14	3	6	5	5	36%	100%	67%	13%
University of Puerto Rico Program	0	0	0	0	0				
University of Rochester Program	7	0	2	2	2	29%		100%	0%
University of South Dakota Program	3	0	2	2	2	67%		100%	0%
University of South Florida Morsani Program	5	2	3	3	3	60%	100%	100%	0%
University of Southern California/LAC+USC Medical Center Program	12	3	10	6	6	50%	100%	60%	0%
University of Tennessee Medical Center at Knoxville Program	8	3	5	4	4	50%	100%	80%	0%
University of Tennessee Program	4	0	1	0	0	0%			0%
University of Texas Health Science Center at Houston Program	10	1	4	7	7	70%	100%	75%	60%
University of Texas Health Science Center San Antonio Joe and Teresa Lozano Long School of Medicine Program	5	0	4	3	2	60%		75%	0%
University of Texas Medical Branch Hospitals Program	7	0	4	6	6	86%		100%	67%
University of Texas Southwestern Medical Center Program	11	3	6	7	7	64%	100%	83%	40%
University of Toledo Program	3	0	1	2	1	67%		100%	50%
University of Utah Health Program	13	4	5	8	8	62%	100%	80%	43%
University of Vermont Medical Center Program	11	1	3	7	7	64%	100%	67%	57%
University of Virginia Medical Center Program	13	1	6	4	4	31%	100%	50%	0%
University of Washington Program	14	5	8	7	7	50%	60%	63%	33%
University of Wisconsin Hospitals and Clinics Program	8	1	2	7	6	88%	100%	100%	80%
UPMC Medical Education Program	15	3	8	8	8	53%	100%	63%	33%
USA Health Program	1	0	0	0	0	0%			0%
Vanderbilt University Medical Center Program	15	5	9	9	9	60%	100%	78%	20%
Vidant Medical Center/East Carolina University Program	6	0	3	1	1	17%		33%	0%
Virginia Commonwealth University Health System Program	6	1	4	4	4	67%	100%	100%	0%
Wake Forest University School of Medicine Program	14	3	9	6	5	43%	67%	67%	0%
Washington University-B-JH/SLCH Consortium Program	15	2	3	11	10	73%	100%	100%	64%
West Virginia University Program	3	0	2	0	0	0%		0%	0%
Westchester Medical Center Program	2	0	0	0	0	0%			0%
Yale-New Haven Medical Center Program	13	3	3	9	9	69%	100%	100%	56%
Zucker School of Medicine at Hofstra/Northwell at Lenox Hill Hospital Program	4	0	1	0	0	0%		0%	0%
Zucker School of Medicine at Hofstra/Northwell at Staten Island University Hospital Program	2	0	1	1	1	50%		0%	100%
Zucker School of Medicine at Hofstra/Northwell Program	4	0	2	0	0	0%		0%	0%
Average:						37%	80%	63%	18%



I	Program	Communication Method	Post-Interview Communication	Comments	Comments	Comments	Comments	Comments	Comments
example 1	Best Pathology Program	Phone Call	<p>PD called and said 'I'm ranked to match!' -> Congrats! Can you please let us know when you got the call and how long after your interview was it?</p>	<p>Congrats! Excited for you.</p>	<p>These are the types of post-interview communications I'm most interested in</p>	<p>do programs really phone applicants? < some do, on match day << have heard about RTM phone calls from friends in other specialties, maybe path PDs are too introverted for phone calls</p>	<p>I got a RTM phone call from a PD this cycle, not listed on this sheet > list it, then</p>		
example 2	Second Best Pathology Program	Email	<p>Said "impressed with your application" and "you will be ranked highly"</p>	<p>I got the same email. Might be generic. -6</p>	<p>I didn't get this email. +7</p>	<p>Maybe they sent it to the top half of the rank list?</p>	<p>Do they expect people to email them back?</p>		

