

Tehama County Enrollment 2023-2024

																	PRIOR YEARS										
ELEMENTARY DISTRICTS	TK	K	1	2	3	4	5	6	7	8	9	10	11	12	Other	Buils in K-12	23/24	22/23	21/22	20/21	19/20	18/19	17/18	16/17	15/16	14/15	13/14
																	23/24	22/23	21/22	20/21	19/20	18/19	17/18	16/17	15/16	14/15	13/14
Antelope Elementary	26	56	67	85	64	73	74									0	447	443	477	456	475	503	489	451	501	449	464
Plum Valley School	0	2	4	5	5	3	2	0	0	0						0	21	19	26	30	25	15	13	16	18	21	17
Berendos Middle																0	236	254	255	241	263	252	252	252	237	241	228
<b>ANTELOPE ELEMENTARY</b>	<b>26</b>	<b>58</b>	<b>71</b>	<b>90</b>	<b>69</b>	<b>76</b>	<b>78</b>	<b>75</b>	<b>83</b>	<b>78</b>						<b>0</b>	<b>704</b>	<b>716</b>	<b>758</b>	<b>727</b>	<b>763</b>	<b>770</b>	<b>754</b>	<b>749</b>	<b>756</b>	<b>711</b>	<b>709</b>
Maywood DaVinci								114	207	207						0	528	434	462	456	449	471	455	431	337	318	325
Olive View	25	75	70	81	87	80	71	30								0	519	546	554	539	537	546	577	594	647	662	643
Rancho Tehama	4	18	15	19	21	21	0									0	98	90	87	106	96	96	98	103	103	99	101
West Street	17	52	51	48	43	53	51									0	315	323	297	276	334	288	300	330	350	356	332
Columbia Academy	0	0	0	0	0	1	0	0	0	6						0	7	11	12	8	9	7	12	9	6	4	3
Woodson Elementary	27	60	64	67	74	73	69	53	0	0						0	489	585	602	600	614	643	674	651	635	605	557
<b>CORNING UNION ELEMENTARY</b>	<b>73</b>	<b>205</b>	<b>202</b>	<b>215</b>	<b>225</b>	<b>228</b>	<b>191</b>	<b>197</b>	<b>207</b>	<b>213</b>						<b>0</b>	<b>1956</b>	<b>1989</b>	<b>2014</b>	<b>1985</b>	<b>2039</b>	<b>2051</b>	<b>2116</b>	<b>2118</b>	<b>2079</b>	<b>2044</b>	<b>1961</b>
Evergreen Elementary	42	88	100	90	115	106										0	541	531	496	535	562	546	572	542	569	558	542
Bend Elementary School	10	11	8	9	10	13	13	11	6	6						0	97	99	96	91	94	87	102	91	77	66	71
Evergreen Middle School								102	97	100	102					0	401	401	426	421	445	451	444	456	425	434	420
Community Day	0	0	0	0	1	1	0	1	0	0						0	3	7	4	4	9	7	5	6	7	5	7
<b>EVERGREEN UNION</b>	<b>52</b>	<b>99</b>	<b>108</b>	<b>99</b>	<b>126</b>	<b>120</b>	<b>115</b>	<b>109</b>	<b>106</b>	<b>108</b>						<b>0</b>	<b>1042</b>	<b>1038</b>	<b>1022</b>	<b>1051</b>	<b>1110</b>	<b>1091</b>	<b>1123</b>	<b>1095</b>	<b>1078</b>	<b>1063</b>	<b>1040</b>
<b>FLOURNOY UNION</b>	<b>4</b>	<b>5</b>	<b>5</b>	<b>5</b>	<b>2</b>	<b>2</b>	<b>2</b>	<b>10</b>	<b>4</b>	<b>5</b>						<b>0</b>	<b>39</b>	<b>48</b>	<b>48</b>	<b>42</b>	<b>39</b>	<b>48</b>	<b>42</b>	<b>38</b>	<b>38</b>	<b>45</b>	<b>48</b>
<b>GERBER UNION ELEMENTARY</b>	<b>25</b>	<b>47</b>	<b>35</b>	<b>44</b>	<b>45</b>	<b>45</b>	<b>39</b>	<b>48</b>	<b>44</b>	<b>49</b>						<b>0</b>	<b>421</b>	<b>403</b>	<b>411</b>	<b>374</b>	<b>375</b>	<b>375</b>	<b>428</b>	<b>430</b>	<b>424</b>	<b>404</b>	<b>394</b>
<b>KIRKWOOD ELEMENTARY</b>	<b>2</b>	<b>14</b>	<b>12</b>	<b>9</b>	<b>13</b>	<b>9</b>	<b>8</b>	<b>10</b>	<b>16</b>	<b>9</b>						<b>0</b>	<b>102</b>	<b>102</b>	<b>99</b>	<b>100</b>	<b>99</b>	<b>96</b>	<b>97</b>	<b>104</b>	<b>98</b>	<b>91</b>	<b>94</b>
<b>LASSEN VIEW UNION ELEMENTARY</b>	<b>17</b>	<b>35</b>	<b>33</b>	<b>47</b>	<b>39</b>	<b>55</b>	<b>37</b>	<b>33</b>	<b>38</b>	<b>33</b>						<b>0</b>	<b>367</b>	<b>354</b>	<b>357</b>	<b>365</b>	<b>383</b>	<b>350</b>	<b>323</b>	<b>298</b>	<b>317</b>	<b>314</b>	<b>307</b>
Melrose	22	73	72	78	86	68	78	0								0	477	453	467	435	466	464	440	474	507	521	504
Jackson Heights	21	68	64	72	68	71	62	1								0	427	453	445	427	476	465	461	457	518	495	481
Bidwell	39	65	50	71	65	58	49	0								0	397	369	403	425	490	498	510	516	523	536	532
Vista Prep. Academy								193	192	202						0	587	549	558	548	628	620	612	603	616	596	577
Community Day (K-5)																0	0	0	0	0	0	0	0	0	0	0	0
Community Day (5-8)	0	0	0	3	0	1	1	1	0	1						0	7	4	0	1	0	0	0	12	16	14	19
<b>RED BLUFF UNION ELEM</b>	<b>82</b>	<b>206</b>	<b>186</b>	<b>224</b>	<b>219</b>	<b>198</b>	<b>190</b>	<b>195</b>	<b>192</b>	<b>203</b>						<b>0</b>	<b>1895</b>	<b>1838</b>	<b>1873</b>	<b>1836</b>	<b>2060</b>	<b>2047</b>	<b>2043</b>	<b>2062</b>	<b>2180</b>	<b>2162</b>	<b>2113</b>
<b>REDS CREEK ELEMENTARY</b>	<b>13</b>	<b>20</b>	<b>23</b>	<b>19</b>	<b>16</b>	<b>21</b>	<b>23</b>	<b>20</b>	<b>22</b>	<b>17</b>						<b>0</b>	<b>194</b>	<b>183</b>	<b>168</b>	<b>201</b>	<b>182</b>	<b>175</b>	<b>160</b>	<b>151</b>	<b>145</b>	<b>126</b>	<b>124</b>
<b>RICHFIELD ELEMENTARY</b>	<b>14</b>	<b>21</b>	<b>38</b>	<b>29</b>	<b>28</b>	<b>23</b>	<b>27</b>	<b>27</b>	<b>28</b>	<b>28</b>						<b>0</b>	<b>263</b>	<b>238</b>	<b>222</b>	<b>234</b>	<b>242</b>	<b>252</b>	<b>248</b>	<b>242</b>	<b>252</b>	<b>243</b>	<b>237</b>
<b>ELEMENTARY TOTALS</b>	<b>304</b>	<b>709</b>	<b>713</b>	<b>781</b>	<b>782</b>	<b>777</b>	<b>710</b>	<b>724</b>	<b>740</b>	<b>743</b>						<b>0</b>	<b>6983</b>	<b>6911</b>	<b>6972</b>	<b>6905</b>	<b>7292</b>	<b>7255</b>	<b>7334</b>	<b>7287</b>	<b>7367</b>	<b>7203</b>	<b>7027</b>

HIGH SCHOOL DISTRICTS	TK	K	1	2	3	4	5	6	7	8	9	10	11	12	Other	Buils in K-12	23/24	22/23	21/22	20/21	19/20	18/19	17/18	16/17	15/16	14/15	13/14
																	23/24	22/23	21/22	20/21	19/20	18/19	17/18	16/17	15/16	14/15	13/14
Coming High											252	270	238	199	0	0	959	1032	1015	1000	1009	961	928	892	844	868	885
Centennial High											0	11	27	38	0	0	76	79	40	50	48	32	27	36	48	51	48
Independent Study											0	4	17	9	0	0	30	27	43	41	18	18	18	19	31	30	31
<b>CORNING UNION</b>											<b>252</b>	<b>285</b>	<b>282</b>	<b>246</b>	<b>0</b>	<b>0</b>	<b>1065</b>	<b>1138</b>	<b>1098</b>	<b>1091</b>	<b>1095</b>	<b>1011</b>	<b>973</b>	<b>947</b>	<b>923</b>	<b>949</b>	<b>964</b>
Red Bluff High											388	420	356	327	0	0	1491	1488	1541	1606	1525	1452	1456	1420	1351	1508	1404
Spillbourn High											0	1	33	77	0	0	111	120	110	73	99	97	97	85	97	78	85
Focus											4	9	1	0	0	0	14	9	10	11	14	13	15	14	15	20	16
Red Bluff Independent Study											5	21	28	39	0	0	93	130	113	108	95	81	90	112	134	0	117
<b>RED BLUFF JOINT UNION</b>											<b>397</b>	<b>451</b>	<b>418</b>	<b>443</b>	<b>0</b>	<b>0</b>	<b>1709</b>	<b>1747</b>	<b>1774</b>	<b>1798</b>	<b>1733</b>	<b>1643</b>	<b>1658</b>	<b>1631</b>	<b>1597</b>	<b>1606</b>	<b>1622</b>
<b>HIGH SCHOOL TOTALS</b>											<b>649</b>	<b>736</b>	<b>700</b>	<b>689</b>	<b>0</b>	<b>0</b>	<b>2774</b>	<b>2885</b>	<b>2872</b>	<b>2889</b>	<b>2808</b>	<b>2654</b>	<b>2631</b>	<b>2578</b>	<b>2520</b>	<b>2555</b>	<b>2586</b>

UNIFIED DISTRICTS	TK	K	1	2	3	4	5	6	7	8	9	10	11	12	Other	Adults in K-12	23/24	22/23	21/22	20/21	19/20	18/19	17/18	16/17	15/16	14/15	13/14
																	23/24	22/23	21/22	20/21	19/20	18/19	17/18	16/17	15/16	14/15	13/14
Los Molinos Elementary	12	20	22	18	30	29	32	33	22	30						0	248	232	263	274	280	275	314	330	327	315	328
Vina Elementary			5	10	9	12	10	10	15	8						0	79	80	81	66	80	75	82	77	66	71	83
Los Molinos High											44	54	46	51	0	0	195	216	206	215	222	211	199	187	177	181	200
<b>LOS MOLINOS</b>	<b>12</b>	<b>20</b>	<b>27</b>	<b>28</b>	<b>39</b>	<b>41</b>	<b>42</b>	<b>43</b>	<b>37</b>	<b>38</b>	<b>44</b>	<b>54</b>	<b>46</b>	<b>51</b>	<b>0</b>	<b>522</b>	<b>528</b>	<b>550</b>	<b>557</b>	<b>582</b>	<b>561</b>	<b>595</b>	<b>594</b>	<b>570</b>	<b>567</b>	<b>611</b>	

## Tehama County Enrollment 2023-2024

ELEMENTARY DISTRICTS	TK	K	1	2	3	4	5	6	7	8	OTHER	23/24	22/23	21/22	20/21
Antelope Elementary	26	55	66	85	63	71	75				6	447	443	477	475
Plum Valley School		2	4	5	5	3	2					21	19	26	25
Berrendos Middle								74	79	73	10	236	254	255	263
<b>ANTELOPE DISTRICT</b>	<b>26</b>	<b>57</b>	<b>70</b>	<b>90</b>	<b>68</b>	<b>74</b>	<b>77</b>	<b>74</b>	<b>79</b>	<b>73</b>	<b>16</b>	<b>704</b>	<b>716</b>	<b>758</b>	<b>763</b>
Maywood DaVinci								114	207	207		528	434	462	449
Olive View	25	75	70	81	87	80	71	30				519	546	554	537
Rancho Tehama	4	18	15	19	21	21						98	90	87	96
West Street	17	52	51	48	43	53	51					315	323	297	334
Columbia Academy						1				6		7	11	12	9
Woodson Elementary	27	60	66	67	74	73	69	53				489	585	602	614
<b>CORNING ELEM. DIST</b>	<b>73</b>	<b>205</b>	<b>202</b>	<b>215</b>	<b>225</b>	<b>228</b>	<b>191</b>	<b>197</b>	<b>207</b>	<b>213</b>	<b>0</b>	<b>1956</b>	<b>1989</b>	<b>2014</b>	<b>2039</b>
Evergreen Elementary	42	88	100	90	115	106						541	531	496	562
Bend Elementary School	10	11	8	9	10	13	13	11	6	6		97	99	96	94
Evergreen Middle School							102	97	100	102		401	401	426	445
Community Day					1	1		1				3	7	4	9
<b>EVERGREEN DIST</b>	<b>52</b>	<b>99</b>	<b>108</b>	<b>99</b>	<b>126</b>	<b>120</b>	<b>115</b>	<b>109</b>	<b>106</b>	<b>108</b>	<b>0</b>	<b>1042</b>	<b>1038</b>	<b>1022</b>	<b>1110</b>
<b>FLOURNOY</b>		<b>4</b>	<b>5</b>	<b>5</b>	<b>2</b>	<b>2</b>	<b>2</b>	<b>10</b>	<b>4</b>	<b>5</b>		<b>39</b>	<b>48</b>	<b>48</b>	<b>30</b>
<b>GERBER DISTRICT</b>	<b>25</b>	<b>47</b>	<b>35</b>	<b>44</b>	<b>45</b>	<b>45</b>	<b>39</b>	<b>48</b>	<b>44</b>	<b>49</b>		<b>421</b>	<b>403</b>	<b>411</b>	<b>375</b>
<b>KIRKWOOD</b>	<b>2</b>	<b>14</b>	<b>12</b>	<b>9</b>	<b>13</b>	<b>9</b>	<b>8</b>	<b>10</b>	<b>16</b>	<b>9</b>		<b>102</b>	<b>102</b>	<b>99</b>	<b>99</b>
<b>LASSEN VIEW DIST.</b>	<b>17</b>	<b>35</b>	<b>33</b>	<b>47</b>	<b>39</b>	<b>55</b>	<b>37</b>	<b>33</b>	<b>38</b>	<b>33</b>		<b>367</b>	<b>356</b>	<b>357</b>	<b>357</b>
Metteer	22	73	72	78	86	68	78					477	463	467	466
Jackson Heights	21	68	64	72	68	71	62	1				427	453	445	476
Bidwell	39	65	50	71	65	58	49					397	369	403	490
Vista Prep. Academy								193	192	202		587	549	558	628
Community Day (5-8)				3		1	1	1		1		7	4	0	3
<b>RED BLUFF ELEM DIST.</b>	<b>82</b>	<b>206</b>	<b>186</b>	<b>224</b>	<b>219</b>	<b>198</b>	<b>190</b>	<b>195</b>	<b>192</b>	<b>203</b>	<b>0</b>	<b>1895</b>	<b>1838</b>	<b>1873</b>	<b>2063</b>
<b>REEDS CREEK</b>	<b>13</b>	<b>20</b>	<b>23</b>	<b>19</b>	<b>16</b>	<b>21</b>	<b>23</b>	<b>20</b>	<b>22</b>	<b>17</b>		<b>194</b>	<b>183</b>	<b>168</b>	<b>182</b>
<b>RICHFIELD</b>	<b>14</b>	<b>21</b>	<b>38</b>	<b>29</b>	<b>28</b>	<b>23</b>	<b>27</b>	<b>27</b>	<b>28</b>	<b>28</b>		<b>263</b>	<b>238</b>	<b>222</b>	<b>242</b>
<b>ELEMENTARY TOTALS</b>	<b>304</b>	<b>708</b>	<b>712</b>	<b>781</b>	<b>781</b>	<b>775</b>	<b>709</b>	<b>723</b>	<b>736</b>	<b>738</b>	<b>16</b>	<b>6983</b>	<b>6911</b>	<b>6972</b>	<b>7260</b>

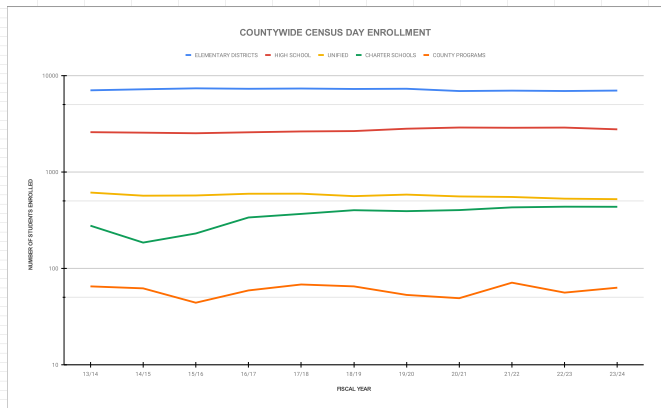
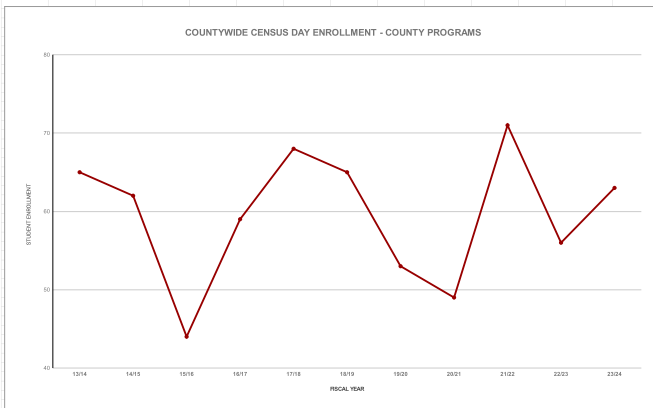
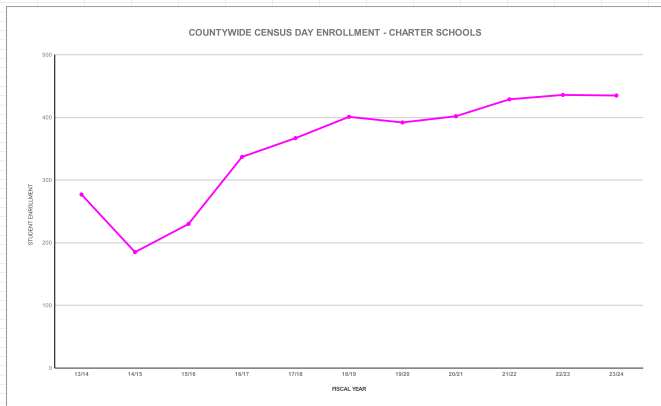
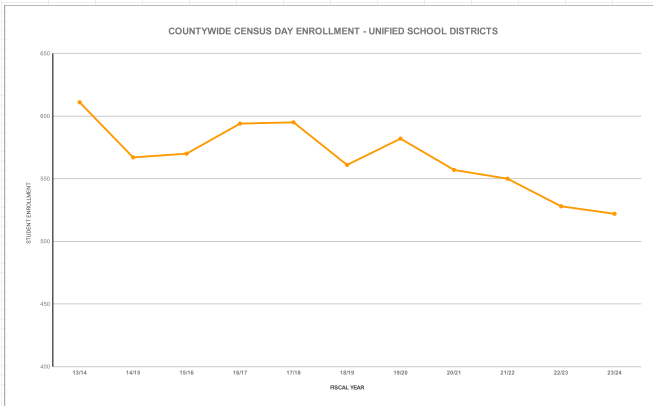
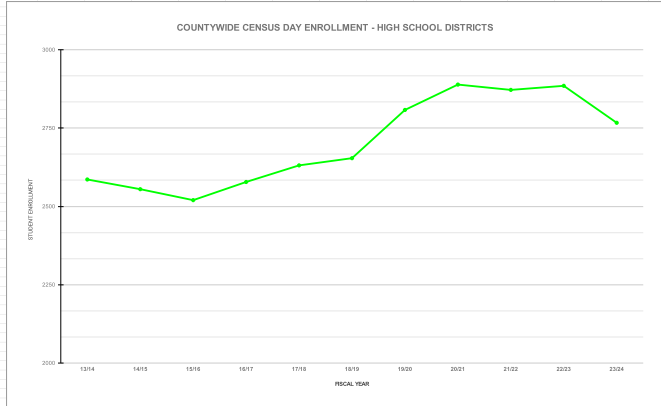
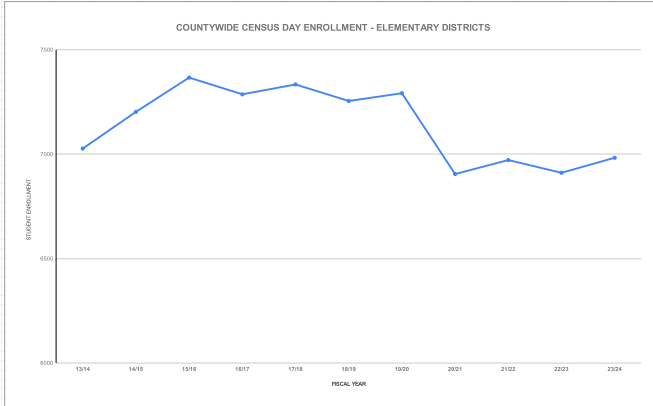
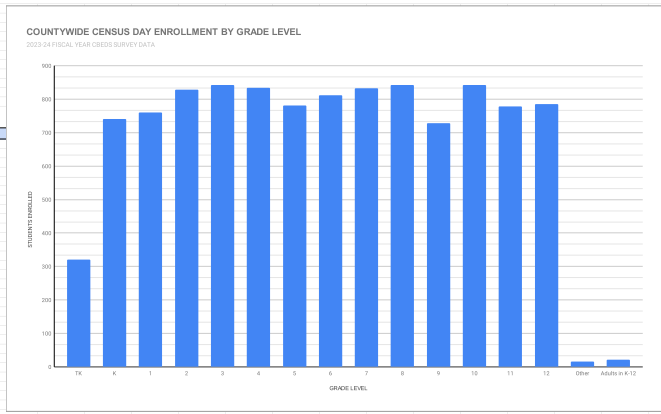
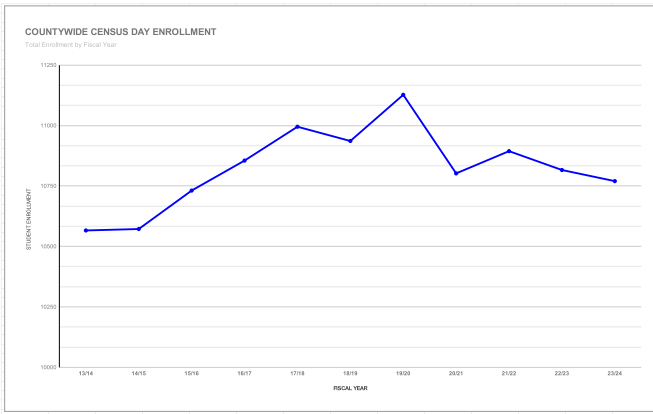
HIGH SCHOOL DISTRICTS	9	10	11	12	Adults in K-12	23/24	22/23	21/22	20/21
Corning High	252	266	235	196		949	1032	1015	1009
Centennial High	0	15	26	37		78	79	40	48
Independent Study	1	4	17	9		31	27	43	18
<b>CORNING HIGH DIST.</b>	<b>253</b>	<b>285</b>	<b>278</b>	<b>242</b>	<b>0</b>	<b>1058</b>	<b>1138</b>	<b>1098</b>	<b>1075</b>
Red Bluff High	388	420	356	327		1491	1488	1541	1606
Sallisbury High	0	1	33	77		111	120	110	73
Focus	4	9	1	0		14	9	10	11
Red Bluff Independent Study	5	21	28	39		93	130	113	108
<b>RED BLUFF HIGH DIST.</b>	<b>397</b>	<b>451</b>	<b>418</b>	<b>443</b>	<b>0</b>	<b>1709</b>	<b>1747</b>	<b>1774</b>	<b>1798</b>
<b>HIGH SCHOOL TOTALS</b>	<b>650</b>	<b>736</b>	<b>696</b>	<b>685</b>	<b>0</b>	<b>0</b>	<b>2885</b>	<b>2872</b>	<b>0</b>



	TK	K	1	2	3	4	5	6	7	8	9	10	11	12	Adults in K-12	23/24	22/23	21/22	20/21
JUVENILE JUSTICE CTR.									0	1	3	6	5	2		17	12	22	9
TCDE SPECIAL ED	0	0	3	3	4	2	1	3	6	3	3	6	5	2	22	46	44	49	44
COE PROGRAMS	0	0	3	3	4	2	1	3	6	3	3	6	5	2	22	63	56	71	53
																0			
CHARTERS	4	13	19	16	19	16	29	43	54	63	32	47	32	48	0	435	436	429	392
																0			
UNIFIED DISTRICTS	12	20	27	28	39	41	42	43	37	38	44	54	46	51	0	522	528	550	584
																0			
ELEMENTARY DISTRICTS	304	708	712	781	781	775	709	723	736	738						6967	6911	6972	7283
																0			
HIGH SCHOOL DISTRICTS											650	736	696	685	0	2767	2885	2872	2808
																0			
TOTAL ENROLLMENT																			
TEHAMA COUNTY:	320	741	761	828	843	834	781	812	833	842	729	843	779	786	22	10,754	10,816	10,894	11,120

Although the enrollment numbers on the CDE's DataQuest website come directly from the CALPADS system, we take this survey on the CALPADS reporting day to have the information for our county earlier than it is available on DataQuest.

The numbers will only match if the same information is given in response to the survey as is submitted via CALPADS.



### COUNTYWIDE CENSUS DAY ENROLLMENT

Percentage of County

District Type	Percentage of County	Enrollment
Elementary Districts	64.84%	6983
High School Districts	25.60%	2717
Unified Schools	4.85%	523
Charter Schools	4.04%	435
County Programs	0.58%	63



- UNIFIED SCHOOL DISTRICTS
- CHARTER SCHOOLS
- COUNTY PROGRAMS

