

Σύνοψη αναδόχων

Πέμπτη 19/11/20

Νέα Κροσόματα	3227	Σύνολο:	85.227
Απώλειες	59	Σύνολο:	1.147
Διασυλλημμένοι	499 (+119)	Άλλοι	480
Τεστ	23.925	Θετικό	13,83%
Εκτός ΜΕΘ	429(+17)		

Μέση Όρα	Σήμερα	Προηγ. εβδομάδα	
Κροσόματα	10/11/13/11	12/11_06/11	10,46%
Απώλειες	26/2	2/0/0	10,39%
Διασ/νοι	457	249	67,59%

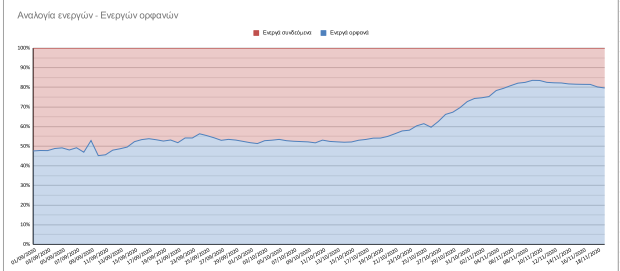
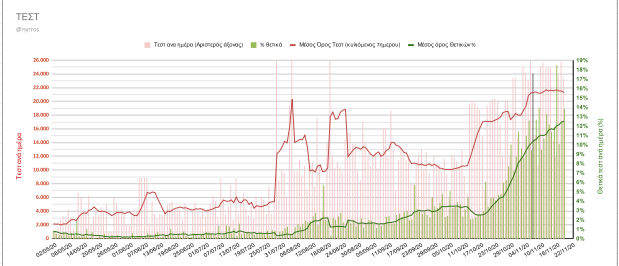
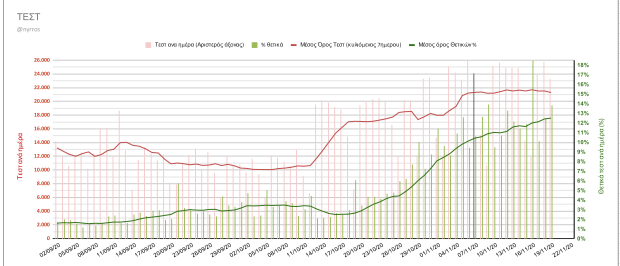
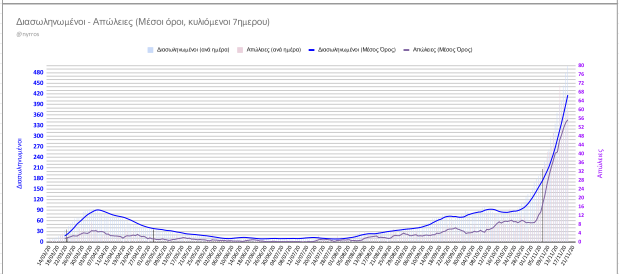
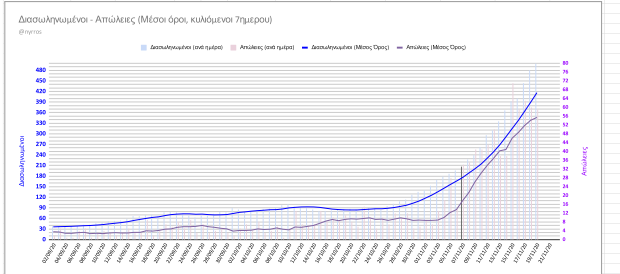
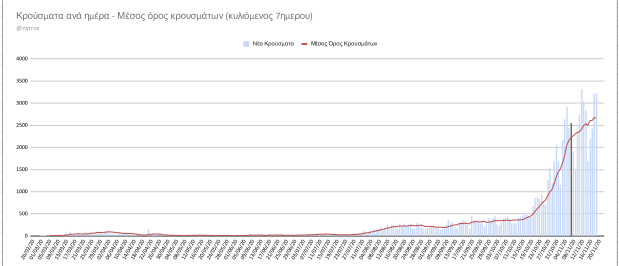
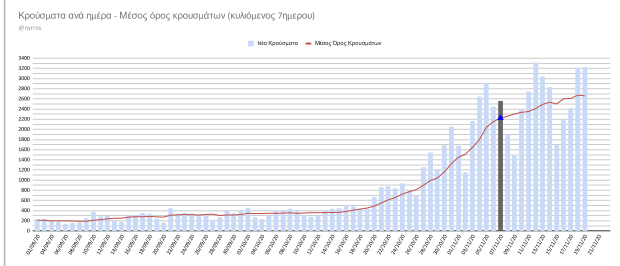


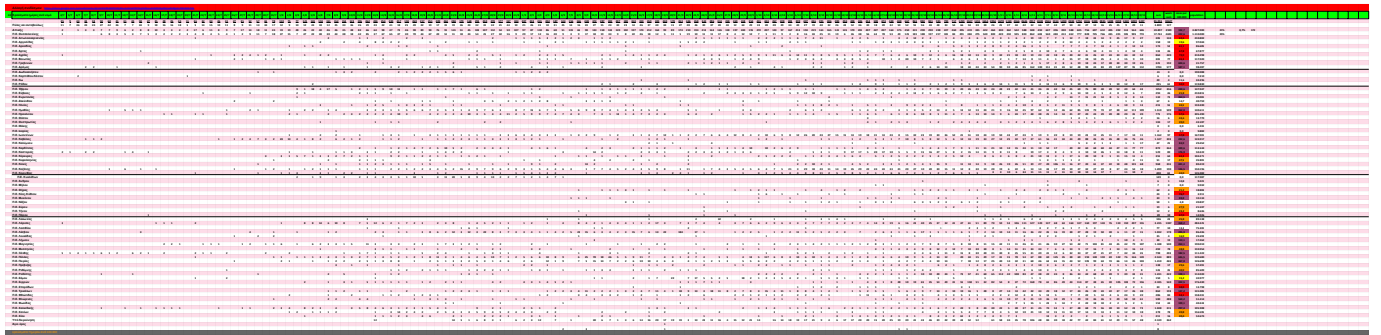


Table with 15 columns: ΣΥΝΟΛΟ CASES, Νέα Κρούση Αιτιολογία, Πόλις Έστιάσεων Πυλίων, Σύνολο Πυλίων, ΝΟΣ, ΜΕΘ (Διασπορά), ΘΕΑΤΗS, new deaths, TEST Σύνολο, TEST7 ημέρες, positive test, Αρρώστια, Μόσχο Δοκίμ Κρουσθέντων, Daily Growth, Week Avert, Deleted cases. Rows include dates from 06/07/20 to 13/11/20 and various numerical data points.

TEST σύνολο	ΣΥΝΟΛΟ Ω Κρούσματα CASES	Νέα Κρούσματα	TEST/ημέρα	positive test	avg posit (week)	avg test (week)	avg cases (week)	avg pos per week	total positive	Test σε αεροδρ.	Ημερ. Test σε αεροδρ.	Επιθ. Κρούστ. μ	% βτμέθ	Test σε γυν. πληθυσμό	Κρούσμ. Σε μέλις	Επιθ. Κρούσμ.	% βτμέθ
----------------	-----------------------------------	------------------	------------	------------------	---------------------	--------------------	---------------------	---------------------	-------------------	--------------------	--------------------------	-----------------------	------------	--------------------------	---------------------	------------------	------------



πηγή (ΜΜΕ)		ΤΕΣΤ	ΘΕΤΙΚΑ	% Θετικών
22-Οκτ	Νάξος (Χώρα)	228	5	2,19%
23-Οκτ	Νάξος (Απείρανθος)	118	0	0,00%
23-Οκτ	Νάξος (Γαναλάδιο)	67	0	0,00%
24-Οκτ	Νάξος(Μονή)	52	2	3,85%
24-Οκτ	Νάξος (φιλότι)	82	0	0,00%
24-Οκτ	Νάξος (Χώρα)	195	3	1,54%
24-Οκτ	ΚΥΤ ΧΙΟΥ	276	24	8,70%
24-Οκτ	Σάμος (Πνευματικό Κέντρο)	71	0	0,00%
24-Οκτ	Λάρισα (πλατεία Ταχυδρομείου)	511	12	2,35%
24-Οκτ	Ρόδος (πεζόδρομος Ακταίων)	149	0	0,00%
24-Οκτ	Αθήνα (Αγ. Ιωάννης)	726	12	1,65%
24-Οκτ	Νεάπολη (θεσ/κη)	306	47	15,36%
25-Οκτ	Αθήνα (Αγ. Ιωάννης)	658	15	2,28%
26/10	Αθήνα (Περιστέρι)	989	31	3,13%

Ημερομηνία	Τίτλος	Link
16/4/20	High prevalence of SARS-CoV-2 infection in repatriation flights to Greece from three European countries	https://academic.oup.com/jtm/article/27/3/taaa054/5820895?searchresult=1
29/5/20	Modelling the SARS-CoV-2 first epidemic wave in Greece: social contact patterns for impact assessment and an exit strategy from social distancing measures	https://www.medrxiv.org/content/10.1101/2020.05.27.20114017v2
12/6/20	Impact of Covid-19 lockdown on characteristics of autopsy cases in Greece. Comparison between 2019 and 2020	https://www.ncbi.nlm.nih.gov/pmc/articles/PMC7291972/
25/6/20	A cluster of COVID-19 in pilgrims to Israel	https://academic.oup.com/jtm/article/doi/10.1093/jtm/taaa102/5862547?searchresult=1
29/6/20	SARS-CoV-2 infection in healthcare personnel with high-risk occupational exposure: evaluation of seven-day exclusion from work policy	https://academic.oup.com/cid/article/doi/10.1093/cid/ciaa888/5864498

	Κρούσματα ανά ημέρα	M.O. Κρουσμάτων ανά ημέρα	Τεστ ανά ημέρα	Θετικά	ΜΟ ΤΕΣΤ ημερέας	10000	Κρούσματα Ανά Ημέρα (Εκτίμηση)	Σύνολο Κρουσμάτων
26/2/20	1	1						
27/2/20	3	2						
28/2/20	4	1						
29/2/20	7	3						
1/3/20	7	0						
2/3/20	7	0						
3/3/20	7	0	1					
4/3/20	9	2	1					
5/3/20	31	22	4					
6/3/20	45	14	6					
7/3/20	66	21	8					
8/3/20	73	7	9					
9/3/20	84	11	11					
10/3/20	89	5	12					
11/3/20	99	10	13					
12/3/20	117	18	12	250	7%	250	720	720
13/3/20	190	73	21	0		125	0	720
14/3/20	228	38	23	700	5%	317	543	1.263
15/3/20	331	103	37	600	17%	388	1.717	2.980
16/3/20	352	21	38	320	7%	374	656	3.636
17/3/20	387	35	43	580	6%	408	603	4.239
18/3/20	418	31	46	1.100	3%	507	282	4.521
19/3/20	464	46	50	600	8%	557	767	5.288
20/3/20	495	31	44	600	5%	643	517	5.804
21/3/20	530	35	43	630	6%	633	556	6.360
22/3/20	624	94	42	176	53%	572	5.341	11.701
23/3/20	695	71	49	638	11%	618	1.113	12.814
24/3/20	743	48	51	427	11%	596	1.124	13.938
25/3/20	835	92	60	1.424	6%	642	646	14.584
26/3/20	906	71	63	1.289	6%	741	551	15.135
27/3/20	980	74	69	1.289	6%	839	574	15.708
28/3/20	1.075	95	78	1.289	7%	933	737	16.445
29/3/20	1.170	95	78	788	12%	1.021	1.206	17.651
30/3/20	1.226	56	76	810	7%	1.045	691	18.342
31/3/20	1.328	102	84	771	13%	1.094	1.323	19.665
1/4/20	1.429	101	85	618	16%	979	1.634	21.300
2/4/20	1.558	129	93	1.494	9%	1.009	863	22.163
3/4/20	1.627	69	92	3.593	2%	1.338	192	23.355
4/4/20	1.687	60	87	896	7%	1.281	670	23.025
5/4/20	1.749	62	83	2.120	3%	1.472	292	23.317
6/4/20	1.769	20	78	740	3%	1.462	270	23.587
7/4/20	1.846	77	74	2.391	3%	1.693	322	23.909
8/4/20	1.898	52	67	3.944	1,3%	2.168	132	24.041
9/4/20	1.969	71	59	1.106	6,4%	2.113	642	24.683
10/4/20	2.023	54	57	1.798	3,0%	1.856	300	24.984
11/4/20	2.095	72	58	1.912	3,8%	2.002	377	25.360
12/4/20	2.128	33	54	4.917	0,7%	2.401	67	25.427
13/4/20	2.159	31	56	1.156	2,7%	2.461	268	25.695
14/4/20	2.184	25	48	1.986	1,3%	2.403	126	25.821
15/4/20	2.206	22	44	1.986	1,1%	2.123	111	25.932
16/4/20	2.221	15	36	2.001	0,7%	2.251	75	26.007
17/4/20	2.238	17	31	2.255	0,8%	2.316	75	26.082
18/4/20	2.249	11	22	1.645	0,7%	2.278	67	26.149
19/4/20	2.249		20	0	0,0%	1.576	0	26.149
20/4/20	2.259	10	17	1.054	0,9%	1.561	95	26.244
21/4/20	2.415	156	39	1.322	11,8%	1.466	1.180	27.424
22/4/20	2.422	7	36	1.326	0,5%	1.372	53	27.477
23/4/20	2.477	55	43	2.249	2,4%	1.407	245	27.722
24/4/20	2.504	27	44	2.183	1,2%	1.397	124	27.845
25/4/20	2.520	16	45	1.663	1,0%	1.400	96	27.941
26/4/20	2.531	11	40	1.521	0,7%	1.617	72	28.014
27/4/20	2.548	17	41	1.486	1,1%	1.679	114	28.128
28/4/20	2.580	32	24	3.739	0,9%	2.024	86	28.214
29/4/20	2.590	10	24	2.297	0,4%	2.163	44	28.257
30/4/20	2.605	15	18	3.040	0,5%	2.276	49	28.307
1/5/20	2.626	21	17	2.081	1,0%	2.261	101	28.408
2/5/20	2.634	8	16	956	0,8%	2.160	84	28.491
3/5/20	2.640	6	16	1.125	0,5%	2.103	53	28.545
4/5/20	2.646	6	14	1.619	0,4%	2.122	37	28.582
5/5/20	2.656	10	11	2.799	0,4%	1.988	36	28.617
6/5/20	2.677	21	12	3.302	0,6%	2.132	64	28.681
7/5/20	2.692	15	12	2.991	0,5%	2.125	50	28.731
8/5/20	2.705	13	11	4.248	0,3%	2.434	31	28.762
9/5/20	2.724	19	13	3.093	0,6%	2.740	61	28.823
10/5/20	2.730	6	13	1.493	0,4%	2.792	40	28.863
11/5/20	2.740	10	13	486	2,1%	2.630	206	29.069
12/5/20	2.758	18	15	6.691	0,27%	3.186	27	29.096
13/5/20	2.774	16	14	5.988	0,27%	3.570	27	29.123
14/5/20	2.784	10	13	4.191	0,24%	3.741	24	29.147
15/5/20	2.824	40	17	3.782	1,06%	3.675	106	29.252
16/5/20	2.833	9	16	6.268	0,14%	4.128	14	29.267
17/5/20	2.848	15	17	2.242	0,67%	4.235	67	29.334
18/5/20	2.850	2	16	3.159	0,06%	4.617	6	29.340
19/5/20	2.854	4	14	4.317	0,09%	4.278	9	29.349
20/5/20	2.864	10	13	3.444	0,29%	3.915	29	29.378
21/5/20	2.867	3	12	4.633	0,06%	3.978	6	29.385
22/5/20	2.887	21	9	3.880	0,54%	3.992	54	29.439

