







2019-20 NENSA U18/20 Women's Junior National Points


Rank	Athlete	Age Group	Club/Team	Sugarloaf Freestyle Sprint	Sugarloaf Classic	US Nats. Freestyle Sprint	US Nats. Freestyle Distance	Craftsbury ST Freestyle	Craftsbury ST Classic Mass	Rumford Freestyle	Rumford Classic Sprint	Dublin Double Freestyle 3.0	Cheri Wash Memorial Freestyle 1.5	Best 4	
decline	Sophia Laukli	U20	Middlebury College	123.48	93.59	139.85	71.98	76.93	64.96	77.23				72.78	Auto WJC
decline	Callie Young	U20	Dartmouth Ski Team	119.50	144.72	72.12	240.33	103.74	154.37	118.62	97.86			98.09	Auto WJC
yes	Nina Seemann	U18	Stratton Mountain School	131.45	117.78	124.56	121.08	151.66		108.56	106.10	102.33	105.71	105.68	Auto U18
decline	Waverly Gebhardt	U20	UVM			122.37	169.7	143.53	110.6	127.84				126.09	Auto Top 20
decline	Lucinda Anderson	U20	UNH			166.07	130.10	178.28	116.11	99.24				127.88	Auto Top 20
decline	Anna Lehmann	U20	Dartmouth Ski Team	203.15	146.32	209.81	145.83	178.18	117.66	116.28	138.84			129.65	Auto Top 20
decline	Charlotte Ogden	U20	Middlebury College	111.53	112.40	166.07	170.14	173.73	156.91	150.26				132.78	Auto Top 20
decline	Sofia Sanchez	U20	Colby			224.89	123.20	158.05	153.24	143.66				144.54	Auto Top 20
1	Abigail Streinz	U20 - 1	Craftsbury	175.26	201.89	152.96	168.69	207.03	160.4	180.68	121.55	103.36	118.29	145.93	122.28
2	Amelia Tucker	U18 - 1	CSU	171.28	203.50	197.40	191.60	286.99	160.98	257.30	179.18	183.57	121.42	135.66	137.52
3	Shea Brams	U18 - 2	CSU	199.16	180.63		192.28	260.85	158.85	225.4	179.18	125.33	143.14	140.77	142.02
4	Quincy Massey-Bierman	U18 - 3	Craftsbury	111.53	175.62	131.11	212.15	214.29	177.70	159.14	255.04				144.35
decline	Phoebe Sweet	U20	UVM Ski Team	147.38	138.67				158.08	177.09					155.31
5	Elsa Bolinger	U18 - 4	Ford Sayre	179.25	201.33	229.17	251.66	328.22	225.95	269.82	265.94	130.83	150.22	197.54	179.48
6	Adrienne Remick	U18 - 5	Craftsbury	324.25	212.67	253.82		299.18	215.41	267.51	205.48	119.84	181.66	165.73	181.64
decline	Lillian Bates	U20	Williams College	151.36	215.88				148.99	223.46	140.62				164.21
7	Camille Bolduc	U18 - 6	Craftsbury	207.13	194.81	183.87	187.89	232.59	171.13	231.66	250.33	150.05	164.70	209.83	218.26
8	Emma Strack	U18 - 7	GMVS	253.78	194.52				247.42	247.16	238.7	147.31	168.00	233.24	161.03
9	Laura Appleby	U20 - 2	CSU						258.05		268.46	139.07	158.29	129.91	171.33
10	Sammie Nolan	U18 - 8	Mansfield Nordic Club	243.67	200.29				230.01	271.16	218.58	155.55	176.39	219.99	153.63
11	Ingrid Miller	U20 - 3	Independent	195.18	227.51				193.37	243.58	189.35	179.75	142.98	185.41	199.40
decline	Mae Chalmers	U20	Middlebury College	139.41	155.87	202.32	201.88	203.26							174.87
12	Rose Clayton	U20 - 4	Mansfield Nordic Club	230.20	212.48	231.47	213.50	301.89	191.82	268.18	198.78	201.00	156.97	184.17	174.17
13	Agnes Macy	U18 - 9	Dublin XC	226.84	250.94				203.04	285.40	221.51	183.29	156.64	172.21	178.80
14	Lili Baer	U18 - 10	Dublin XC	326.76	283.17				219.28	315.28	251.38	158.29	170.96	212.37	178.07
15	Ali Priganc	U18 - 11	Mansfield Nordic Club	272.30	244.80	254.30	280.50	339.74	254.67	359.56	242.47	141.81	165.86	221.73	190.48
alternate 1	Annabel Hagen	U20	Harvard			177	197.54	242.17	178.96		191.13				186.16
alternate 2	Charlotte Brown	U20	GMVS	223.47	251.98	185.74	206.51	318.83	202.46	255.81	219.73	208.08	199.26	218.18	171.05
18	Madeline Kitch	U20	CSU		248.11				275.65	255.51	284.59	144.56	202.39	233.81	178.83
19	Francesca Kitch	U18	CSU	257.14	319.46				256.5	409.86	214.81	169.28	178.53	215.47	194.52
20	Isabelle Serrano	U18	Craftsbury	286.66	250.75				242.58	375.88	263.01	186.83	183.96	201.94	210.63
21	Victoria Bassette	U18	Woodstock Nordic Runners						258.44	516.22	247.61	211.63	164.37	171.03	237.99
22	Catherine Bregou	U18	Ford Sayre	280.80	226.66				252.83	284.80	253.79	177.52	213.25	265.22	177.62
23	Sarah Gallagher	U20	Bates College Nordic	378.59					209.9	282.94	242.47		205.52	208.93	202.85
24	Charlotte Whitcomb	U18	Holderness School	306.65	268.62				225.95	351.66	241.95	215.17	177.38	249.20	193.41
25	Julia Oliver	U18	Mansfield Nordic Club	247.04	279.58	264.46	304.43	341.10	269.85	373.64	274.01	161.04	239.91	237.25	201.94
26	Sage Freeman	U18	Stratton Mountain School	294.06	224.39				244.22	311.93	250.02	197.46	216.87	310.29	211.01
27	Stine Koch	U18	Stratton Mountain School	262.10	219.28				237.65			190.38	207.49	335.05	213.70
28	Olivia Skillings	U20	Bates Nordic	187.21	208.04				235.62		227.17				214.51
29	Schuyler Michalak	U20	UNH	260.51	238.85	273.29	215.53	283.11	195.3		212.08				215.44
30	Catherine Stow	U18	Gunstock Nordic Associati	398.57	316.06				289.28	449.14	285.22	204.54	204.53	251.23	201.49
31	Isabel Seay	U20	Colby			260.51	238.01	321.93	223.24	315.28	218.58	234.31	199.76	231.10	244.14
32	Ella Nichol	U18	CSU	308.67	244.42				236.59	286.14		233.69	219.67	251.63	191.62
33	May Lamb	U18	Craftsbury	313.31	259.07				270.52	337.20	255.67	193.92	213.75	274.53	218.49
34	Meredith Stetter	U20	Bowdoin College	236.94	252.17				193.66	242.02	210.51				220.78
35	Marlia Richer	U18	Dublin XC	320.04	372.01				275.94	456.52	270.76	261.55	174.08	187.84	291.28
36	Tali Wong	U18	CSU	330.24	293.47				292.09	365.59	278.1	218.71	214.24	229.35	232.49
37	Amanda Vansant	U18	Holderness Nordic Club	250.41	285.44				262.02	372.67	231.57	152.80			224.20
38	Lila White	U18	Dublin XC	449.85	344.22				252.25	348.30	265.94	240.01	192.85	260.99	238.07
39	Katie Watt	U18	Gunstock Nordic Associati	321.50	315.78				264.92	366.64	275.06	166.53	243.70	263.81	234.74
40	Hannah Chipman	U18	Ford Sayre	346.81	244.04				245.96	354.56	285.33	246.53	226.09		236.90
41	Emma Rothe	U18	Blackwater Nordic	405.36	330.05				294.50	474.63	272.54	272.12	225.43	304.54	238.34
42	Lily Porth	U20	Mansfield Nordic Club	365.81	281.94	293.82	269.99		293.34	350.46			245.35	286.54	246.04
43	Lily Sabol	U18	Blackwater Nordic	353.53	381.08				347.68	602.01	298.53	262.29	264.77	373.41	252.11
44	Eliza Skillings	U18		337.94	290.54				346.52	441.24	309.53	247.19	269.70	326.08	273.21
45	Hannah Holm	U18	Mansfield Nordic	377.79	321.26	288.80	337.08		316.45	430.21	322.42	264.61	261.15	274.64	296.06
46	Meghan Charles	U20	St. Lawrence	303.29	277.88				269.75		257.66				277.15
47	Isabelle Mittelstadt	U18	Mansfield Nordic Club	425.34	305.29				312.29		294.02	307.61	259.83	294.33	264.86
48	Grace Castonguay	U20	Kennett High School	451.32	434				333.37	449.44	278.83	274.06	292.58	353.78	268.09
49	Isabella Synnestvedt	U18	CSU						293.15	459.58		277.11	336.12	250.06	289.11
50	Jennifer Wilbraham	U20	ENRG	333.85	280.52				342.85	723.19		260.73			304.49
51	Erika Looman	U20	Dublin XC	426.75	367.28							275.13	349.94	278.94	317.82
52	Ellie Page	U18	Holderness School	475.22	431.74				355.8	616.02	356.05	306.17	304.43	427.33	307.25
53	Rachel Smith	U20	Saint Michael's College	374.25	290.45				361.6		296.22				330.63
54	Katharine Gage	U18	Derryfield						283.00	500.2	276.11			297.38	339.17
55	Cecelia Schmelzle	U20	Saint Michael's College	391.79	354.62				324.67			325.14			349.06





























The image shows a large grid of graph paper. The grid consists of 20 columns and 20 rows of small squares. The grid is bounded by a thick blue vertical bar on the left side and another thick blue vertical bar on the right side. The rest of the grid is white with light gray lines.