

The model in tab "CEA" attempts to work backwards from the actual donations that charities received via RC Forward and calculate the counterfactual donation that would have been received by the charities if RC Forward did not exist. This is done using a "funnel" approach by subtracting estimated benefits/donation increases associated with RC Forward, and then estimating how much would have been deducted from donation under non-RC Forward circumstances. Formulas are reported in blue, and fixed numbers in black.

Headers in yellow can be expanded by clicking the "+" in the left margin.

Toggle the Cutoff point between "small" and "large" donors, and whether to include the two large cryptocurrency donations or not in the upper right-hand box of the "CEA" Sheet.



<b>Grand Total</b>	<b>\$4,455,628.59</b>
Crypto	\$2,926,358.59
Total Non-Crypto	\$1,529,270.00
Total Charity Science (SC)	\$487,249.25
Without CS	\$1,042,020.75

DONOR GROUPS			
	\$700	Under	Over
Total without Charity Science (CS)	\$72,992.39		\$969,028.36
% of Total	7.00%		93.00%
% of Charity Science	\$34,131.27		\$453,117.98
<b>Total with CS</b>	<b>\$107,123.66</b>		<b>\$1,422,146.34</b>
CS Fee Free	\$3,688.38		\$48,965.97
% Fee Free w/CS	11.42%		8.04%

Crypto	Total
AMF	\$1,576,358.59
MIRI	\$1,350,000.00
%fee Free	53.87%
With Crypto, minus CC Fees	\$4,447,307.20
Without Crypto, minus CC fees	\$1,520,948.61

	\$2.5K	Under	Over
Total without CS	\$191,763.52		\$850,257.23
%	18.40%		81.60%
% of CS	\$89,668.68		\$397,580.57
<b>Total with CS</b>	<b>\$281,432.20</b>		<b>\$1,247,837.80</b>
CS Fee Free	\$9,690.00		\$42,964.35
% Fee Free w/CS	10.50%		7.78%

	\$5K	Under	Over
Total without CS	\$231,388.02		\$810,632.73
%	22.21%		77.79%
% of CS	\$108,197.11		\$379,052.14
<b>Total with CS</b>	<b>\$339,585.13</b>		<b>\$1,189,684.87</b>
CS Fee Free	\$36,697.10		\$128,562.71
% Fee Free w/CS	16.66%		15.35%

	With Crypto	Minus Crypto	Total Crypto
<b>Total</b>	<b>\$4,455,628.59</b>	<b>\$1,529,270.00</b>	<b>\$2,926,358.59</b>
Total Fee Free	\$1,702,979.27	\$126,620.78	
% of Total	0.3822085554	8.28%	
Total CS	\$487,249.25		
Total CS Fee Free	\$52,654.35		
% of CS Total	10.81%		
<b>Total without CS</b>	<b>\$3,968,379.34</b>		
FF w/o CS	\$1,650,328.02		
FF w/o CS/Crypt	<b>\$73,966.43</b>		

UNDER \$700K		
WITHOUT CS	Under	Over
Total	\$72,992.39	\$969,028.36
Fee Free	\$8,541.11	\$65,425.32
% Total	7.00%	93.00%
% Fee Free	11.70%	6.75%

Under \$2.5K		
WITHOUT CS	Under	Over
Total	\$191,763.52	\$850,257.23
Fee Free	\$19,871.23	\$54,095.20
% Total	18.40%	81.60%
% Fee Free	10.36%	6.36%

Under \$5K		
WITHOUT CS	Under	Over
Total	\$231,388.02	\$810,632.73
Fee Free	\$19,871.23	\$54,095.20
% Total	22.21%	77.79%
% Fee Free	8.59%	6.67%



















**Guesses of the % for each prompt.**

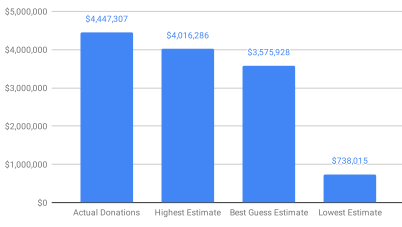
	1	2	3	4	5	6	Average	Median	
<b>Crypto Currency Donors</b>									
What percent of donors would donate more to cover the 4-12% fees themselves so that the charity still received 100% of the intended donation		0.4	.75	.95	.95	0.15	0.1	0.217	0.150
What percent of donors give because of RC Forward outreach/contact		0.25	.05	0	.1	0.75	0	0.333	0.250
What percent of donors give because of the ease of use of RC Forward platform		0.2	.05	0	0	0	0.05	0.083	0.050
What percent of donors switched to giving to effective charities e.g. AMF, GiveDirectly, MIRI, etc.		0.01	.05	0	0	0.05	0	0.020	0.010
How much more (%) would donors give because of the opportunity to get tax deductions		0.01	0.05	.90	.4	0.2	0.35	0.187	0.200
How much more (%) would donors give because fees are covered (beyond the fee %)		0	.015	.05	.05	0.1	0	0.033	0.000
<b>Small Donors</b>									
What percent of donors would donate more to cover the 4-12% fees themselves so that the charity still received 100% of the intended donation		0.45	.825	.95	.20	0.6	0.75	0.600	0.600
What percent of donors give because of RC Forward outreach/contact		0.7	.3	.01	.20	0.1	0.4	0.400	0.400
What percent of donors give because of the ease of use of RC Forward platform		0.1	.05	.01	.20	0.15	0.5	0.250	0.150
What percent of donors switched to giving to effective charities e.g. AMF, GiveDirectly, MIRI, etc.		0.99	.5	.01	.15	0.15	0.25	0.463	0.250
How much more (%) would donors give because of the opportunity to get tax deductions		0.01	.05	.90	.3	0.2	0.15	0.120	0.150
How much more (%) would donors give because fees are covered (beyond the fee %)		0	.015	.05	.4	0.2	0.25	0.150	0.200
<b>Large donors</b>									
What percent of donors would donate more to cover the 4-12% fees themselves so that the charity still received 100% of the intended donation		0.45	.825	.95	.85	0.4	0.5	0.450	0.450
What percent of donors give because of RC Forward outreach/contact		0.2	.1	.01	.85	0.35	0.25	0.267	0.250
What percent of donors give because of the ease of use of RC Forward platform		0.1	.05	.01	.1	0.3	0.25	0.217	0.250
What percent of donors switched to giving to effective charities e.g. AMF, GiveDirectly, MIRI, etc.		0.3	.2	.1	.1	0.1	0.15	0.183	0.150
How much more (%) would donors give because of the opportunity to get tax deductions		0.01	.05	.90	.5	0.2	0.3	0.170	0.200
How much more (%) would donors give because fees are covered (beyond the fee %)		0	.015	.05	.05	0.2	0.1	0.100	0.100

Excluding Crypto			
Actual Donations	Highest Counterfactual	Best Guess Counterfactual	Lowest Counterfactual
\$1,520,949	\$1,323,752	\$1,127,268	\$553,548

Including Crypto			
Actual Donations	Highest Estimate	Best Guess Estimate	Lowest Estimate
\$4,447,307	\$4,016,286	\$3,575,928	\$738,015

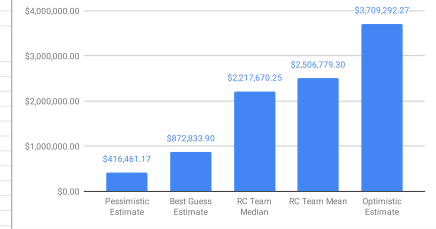
Additional Donations Including Crypto		
Most Pessimistic Estimate	Best Guess Estimate	Most Optimistic Estimate
\$431,021	\$871,379	\$3,709,292

Actual Donations versus Donations if RC Forward did not exist

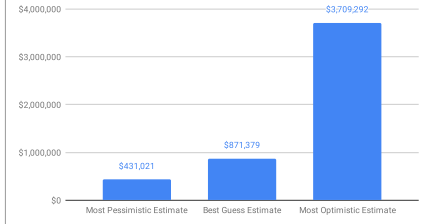


Additional Donations Including Crypto				
Pessimistic Estimate	Best Guess Estimate	RC Team Median	RC Team Mean	Optimistic Estimate
\$416,461.17	\$872,833.90	\$2,217,670.25	\$2,506,779.30	\$3,709,292.27

Donations Counterfactually caused by RC Forward



Donations Counterfactually caused by RC Forward



Counterfactual Donations (Excluding Cryptocurrency)

