





Circulation					Pay per share				History				Assets [1]																																																																																																																																																																																																																																																																																																																																																																																																																																																																																																																																																																																																																																																																																																																																																																																																																																																																																																																																																																																																																																																																			
Date	Income from trad.	Income from ass.	Asset dividends	Reinvest	Date	Asset issuer	Bund	PPS [7]	Actions	Date	Amount	Date/Name	Bough	Sold	Inventry	Bough	Sold	Inventry	1 [8]	Bough	Sold	Inventry	0.048 [9]	0.048 [9]	Bough	Sold	Inventry																																																																																																																																																																																																																																																																																																																																																																																																																																																																																																																																																																																																																																																																																																																																																																																																																																																																																																																																																																																																																																																					
11/11/2015	01/03/2016	882 817	55 448.80 [8]	0.5885	Creation of Vector	11.11.15	...	12/11/2015	15 713	0	15 713	0	0	0	17 800	0	17 800	10 001	1	10 000	12/11/2015	1 250	900	16 053	0	0	0	0	0	17 800	10 001	1	10 000	13/11/2015	0	0	15 063	0	0	0	0	0	17 800	5 854	0	15 063	14/11/2015	0.00	0.00	16.11.15	...	15/11/2015	0	0	18 063	0	0	0	0	0	17 800	0	1	15 962	15/11/2015	1.00	0.00	16.11.15	...	16/11/2015	17 000	16 980	17 000	0	0	0	0	0	17 800	25 001	15 991	25 002	16/11/2015	32 014.00	0.00	16.11.15	...	17/11/2015	0	17 000	0	0	0	0	0	17 800	0	10 001	15 001	17/11/2015	27 001.00	0.00	16.11.15	...	18/11/2015	10	0	10	0	0	0	0	0	17 800	3	3	15 001	18/11/2015	3.00	0.00	01.12.15	...	19/11/2015	0	0	10	0	0	0	0	0	17 800	3 000	1	18 000	19/11/2015	1.00	0.00	01.01.16	...	20/11/2015	0	0	0	0	0	0	0	0	17 800	4 997	168	18 209	20/11/2015	178.00	0.00	02.01.16	...	21/11/2015	0	0	0	0	0	0	0	0	17 800	0	187	24 862	21/11/2015	167.00	0.00	01.02.16	...	22/11/2015	0	0	0	0	0	0	0	0	17 800	0	1	24 861	22/11/2015	1.00	0.00	01.03.16	...	23/11/2015	0	0	0	0	0	0	0	0	0	335	165	24 831	23/11/2015	1 619.40	0.00	24/11/2015	0	0	0	0	0	0	0	0	0	0	1	23 953	24/11/2015	0.00	0.00	25/11/2015	0	0	0	0	0	0	0	0	0	0	1	333	22 721	25/11/2015	1 778.00	0.00	26/11/2015	0	0	0	0	0	0	0	0	0	0	0	1	22 720	26/11/2015	333.00	0.00	27/11/2015	1.00	0.00	28/11/2015	0	0	0	0	0	0	0	0	0	2 944	20 980	27/11/2015	1.00	0.00	29/11/2015	0	9 223	0	0	0	0	0	0	0	0	0	20 080	28/11/2015	2 640.00	2 584.69	30/11/2015	0	0	0	0	0	0	0	0	0	0	0	0	0	29/11/2015	29 302.70	0.00	01/12/2015	0.00	0.00	02/12/2015	0.00	0.00	03/12/2015	0.00	0.00	04/12/2015	0.00	0.00	05/12/2015	0.00	0.00	06/12/2015	0.00	0.00	07/12/2015	0.00	0.00	08/12/2015	0.00	0.00	09/12/2015	0.00	0.00	10/12/2015	0.00	0.00	11/12/2015	0.00	0.00	12/12/2015	0.00	0.00	13/12/2015	0.00	0.00	14/12/2015	0.00	0.00	15/12/2015	0.00	0.00	16/12/2015	0.00	0.00	17/12/2015	0.00	0.00	18/12/2015	0.00	0.00	19/12/2015	0.00	0.00	20/12/2015	0.00	0.00	21/12/2015	0.00	0.00	22/12/2015	0.00	0.00	23/12/2015	0.00	0.00	24/12/2015	0.00	2 125.00	25/12/2015	0.00	0.00	26/12/2015	0.00	0.00	27/12/2015	0.00	0.00	28/12/2015	0.00	0.00	29/12/2015	0.00	0.00	30/12/2015	0.00	0.00	31/12/2015	9 483.50	0.00	01/01/2016	2 519.00	0.00	43 857.40	14 455.55	02/01/2016	8 994.00	0.00	03/01/2016	0.00	0.00	04/01/2016	0.00	0.00	05/01/2016	0.00	0.00	06/01/2016	0.00	0.00	07/01/2016	0.00	0.00	08/01/2016	0.00	0.00	09/01/2016	5 318.00	0.00	10/01/2016	0.00	0.00	11/01/2016	0.00	0.00	12/01/2016	0.00	0.00	13/01/2016	0.00	0.00	14/01/2016	0.00	0.00	15/01/2016	0.00	0.00	16/01/2016	6 419.80	0.00	17/01/2016	424.00	0.00	18/01/2016	1.00	0.00	19/01/2016	402.00	0.00	20/01/2016	1.00	0.00	21/01/2016	20.70	0.00	22/01/2016	1.00	0.00	23/01/2016	5 034.00	0.00	24/01/2016	0.00	0.00	25/01/2016	13 068.00	0.00	26/01/2016	0.00	0.00	27/01/2016	0.10	0.00	28/01/2016	0.00	0.00	29/01/2016	4.00	0.00	30/01/2016	0.00	0.00	31/01/2016	313.90	0.00	01/02/2016	0.00	0.00	02/02/2016	0.00	0.00	03/02/2016	0.00	0.00	04/02/2016	1 000.00	0.00	05/02/2016	19.00	0.00	06/02/2016	10 000.00	0.00	07/02/2016	1 601.00	0.00	08/02/2016	1 001.00	0.00	09/02/2016	15 238.00	0.00	10/02/2016	0.00	0.00	11/02/2016	0.00	0.00	12/02/2016	0.00	0.00	13/02/2016	0.00	0.00	14/02/2016	0.00	0.00	15/02/2016	0.00	0.00	16/02/2016	0.00	0.00	17/02/2016	0.00	0.00	18/02/2016	0.00	0.00	19/02/2016	9 600	0.00	20/02/2016	0.00	0.00	21/02/2016	0.00	0.00	22/02/2016	0.00	0.00	23/02/2016	0.00	0.00	24/02/2016	0.00	0.00	25/02/2016	0.00	0.00	26/02/2016	0.00	0.00	27/02/2016	0.00	0.00	28/02/2016	0.00	0.00	29/02/2016	10 427	16 031	9 834	0.00	0.00	0.00	0.00	0.00	0.00	0.00	0.00	0.00	0.00	0.00	0.00	0.00	0.00	01/03/2016	0.00	0.00	02/03/2016	0.00	0.00	03/03/2016	15 797	9 835	15 797	0.00	0.00	0.00	0.00	0.00	0.00	0.00	0.00	0.00	0.00	0.00	0.00	0.00	04/03/2016	9 834	0.00	05/03/2016	2 100	13 697	0.00	0.00	0.00	0.00	0.00	0.00	0.00	0.00	0.00	0.00	0.00	0.00	0.00	0.00	0.00	0.00	0.00	0.00	06/03/2016	2 100.00	0.00	07/03/2016	13 171	26 591	0.00	0.00	0.00	0.00	0.00	0.00	0.00	0.00	0.00	0.00	0.00	0.00	0.00	0.00	0.00	0.00	0.00	0.00	08/03/2016	0.00	0.00	09/03/2016	26 591	0.00	0.00	0.00	0.00	0.00	0.00	0.00	0.00	0.00	0.00	0.00	0.00	0.00	0.00	0.00	0.00	0.00	0.00	0.00	0.00	10/03/2016	26 591.00	0.00	11/03/2016	0.00	0.00	12/03/2016	0.00	0.00	13/03/2016	0.00	0.00	14/03/2016	0.00	0.00	15/03/2016	0.00	0.00	16/03/2016	0.00	0.00	17/03/2016	0.00	0.00	18/03/2016	0.00	0.00	19/03/2016	0.00	0.00	20/03/2016	0.00	0.00	21/03/2016	0.00	0.00	22/03/2016	11 893.50	0.00	23/03/2016	0.00	0.00	24/03/2016	0.00	0.00	25/03/2016	0.00	0.00	26/03/2016	0.00	0.00	27/03/2016	0.00	0.00	28/03/2016	0.00	0.00	29/03/2016	0.00	0.00	30/03/2016	0.00	0.00	31/03/2016	0.00	0.00	01/04/2016	0.00	0.00	02/04/2016	0.00	0.00	03/04/2016	0.00	0.00	04/04/2016	0.00	0.00	05/04/2016	0.00	0.00

SLAM REPORT Log = 781770













The image shows a sheet of graph paper with a grid pattern. The grid is composed of small squares. Three vertical lines are drawn across the grid, dividing it into four columns of different widths. The first column on the left is the narrowest, followed by a slightly wider second column, a wider third column, and the fourth column on the right is the widest. The grid lines are light gray, and the vertical lines are slightly darker. The entire sheet is blank, with no text or markings other than the grid and lines.









[1] Vector won't trade with assets, where a big amount of the assets is placed on the market by the asset issuer.*

*If the community vote Vector to favor an asset, it will listen.

[2] Margin

[3] Margin

[4] Low volume and no real lift value.

[5] Margin

[6] Normal Margin

[7] Pay Per Share

[8] I have sent some extra for payout. This is because of the Income scam

[9] Margin

[10] Margin Change

[11] Margin Change

[12] Margin Change

[13] Updates every payout

If you think anything is wrong, feel free to add a comment.

[14] POA is short for Payout in Assets

To disable send 1.51 to BURST-MAFT-UQJR-DXGP-EXSMW

To enable send 2.51 to BURST-MAFT-UQJR-DXGP-EXSMW

To set a percentage send 3.[percentage] to BURST-MAFT-UQJR-DXGP-EXSMW

If there is a percentage or yes, it will display assets instead of burst.

[15] POA is short for Payout in Assets

To disable send 1.51 to BURST-MAFT-UQJR-DXGP-EXSMW

To enable send 2.51 to BURST-MAFT-UQJR-DXGP-EXSMW

To set a percentage send 3.[percentage] to BURST-MAFT-UQJR-DXGP-EXSMW

If there is a percentage or yes, it will display assets instead of burst.

[16] Current POA price

[17] Current POA price

[18] Pay Per Share

[19] Pay Per Share

[20] Pay Per Share