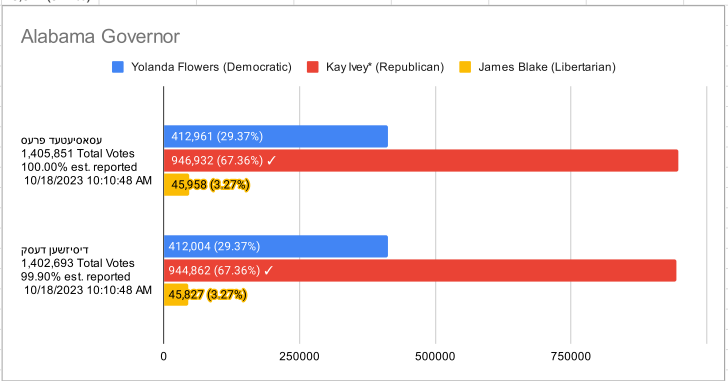


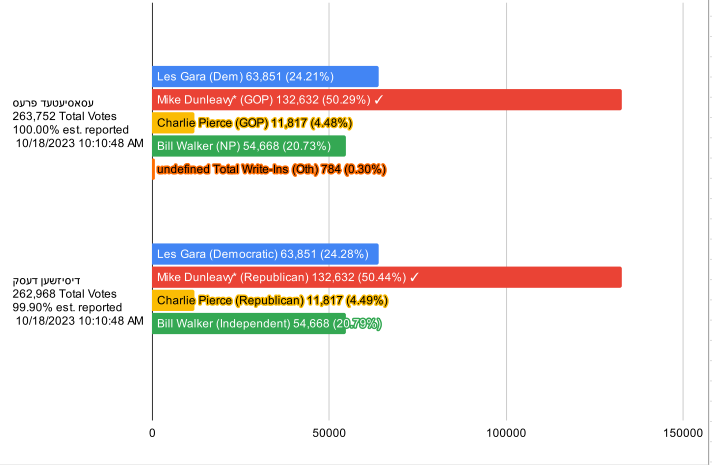
<u>AK Governor</u>
<u>AL Governor</u>
<u>AR Governor</u>
<u>AZ Governor</u>
<u>CA Governor</u>
<u>CO Governor</u>
<u>CT Governor</u>
<u>FL Governor</u>
<u>GA Governor</u>
<u>HI Governor</u>
<u>IA Governor</u>
<u>ID Governor</u>
<u>IL Governor</u>
<u>KS Governor</u>
<u>MA Governor</u>
<u>MD Governor</u>
<u>ME Governor</u>
<u>MI Governor</u>
<u>MN Governor</u>
<u>NE Governor</u>
<u>NH Governor</u>
<u>NM Governor</u>
<u>NV Governor</u>
<u>NY Governor</u>
<u>OH Governor</u>
<u>OK Governor</u>
<u>OR Governor</u>
<u>PA Governor</u>
<u>RI Governor</u>
<u>SC Governor</u>
<u>SD Governor</u>
<u>TN Governor</u>
<u>TX Governor</u>
<u>VT Governor</u>
<u>WI Governor</u>
<u>WY Governor</u>

Index	Yolanda Flowers	Yolanda Flowers	Kay Ivey* (Reput	Kay Ivey* (Reput	James Blake (Lib	James Blake (Libertarian)	Labels						
עסאָינטער פֿרעס 1,405,851 Total \ 100.00% est. rep 10/18/2023 10:1	412961	412,961 (29.37%)	946932	946,932 (67.36%)	45958	45,958 (3.27%)							
דײַטשען דעק 1,402,693 Total \ 99.90% est. rep 10/18/2023 10:1	412004	412,004 (29.37%)	944862	944,862 (67.36%)	45827	45,827 (3.27%)							



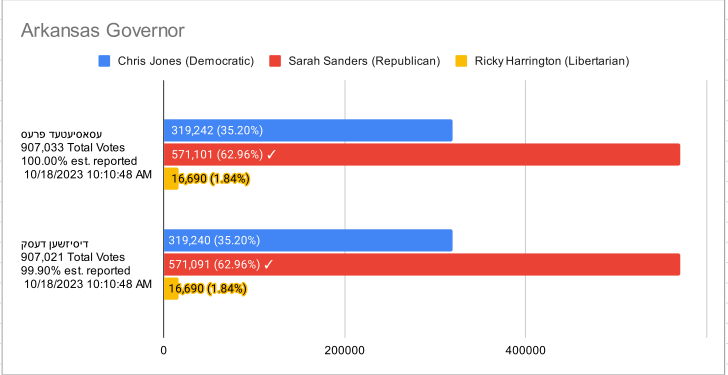
10/18/2023 10:10 AM	Candidate 1	Candidate 1 Label	Candidate 2	Candidate 2 Label	Candidate 3	Candidate 3 Label	Candidate 4	Candidate 4 Label	Candidate 5	Candidate 5 Labels
נסאסייעטעד פרינס 263,752 Total Votes 100.00% est. reported 10/18/2023 10:10 AM	63851	Les Gara (Dem)	132632	Mike Dunleavy* (11817	Charlie Pierce (G	54668	Bill Walker (NP) :	784	undefined Total Write-Ins (Oth) 784 (0.30%)
דיסיוועטעד דעק 262,968 Total Votes 99.90% est. reported 10/18/2023 10:10 AM	63851	Les Gara (Demo	132632	Mike Dunleavy* (11817	Charlie Pierce (R	54668	Bill Walker (Indep	0	

Alaska Governor



Index	Katie Hobbs (Dem) Katie Hobbs (Dem) Kari Lake (Repub) Kari Lake (Republican) Labels																					
עסאָיטונג פֿרעס 2,558,665 Total \ 100.00% est. rep 10/18/2023 10:1	1287891	1,287,891 (50.33%)	1270774	1,270,774 (49.67%)																		
דיִטויטונג דעק 2,558,664 Total \ 99.90% est. rep 10/18/2023 10:1	1287890	1,287,890 (50.33%)	1270774	1,270,774 (49.67%)																		
					<div style="text-align: center;"> <h3>Arizona Governor</h3> <p>■ Katie Hobbs (Democratic) ■ Kari Lake (Republican)</p> <table border="1"> <caption>Arizona Governor Election Results</caption> <thead> <tr> <th>Category</th> <th>Katie Hobbs (Democratic)</th> <th>Kari Lake (Republican)</th> </tr> </thead> <tbody> <tr> <td>עסאָיטונג פֿרעס (100% reported)</td> <td>1,287,891 (50.33%) ✓</td> <td>1,270,774 (49.67%)</td> </tr> <tr> <td>דיִטויטונג דעק (99.90% reported)</td> <td>1,287,890 (50.33%) ✓</td> <td>1,270,774 (49.67%)</td> </tr> </tbody> </table> </div>									Category	Katie Hobbs (Democratic)	Kari Lake (Republican)	עסאָיטונג פֿרעס (100% reported)	1,287,891 (50.33%) ✓	1,270,774 (49.67%)	דיִטויטונג דעק (99.90% reported)	1,287,890 (50.33%) ✓	1,270,774 (49.67%)
Category	Katie Hobbs (Democratic)	Kari Lake (Republican)																				
עסאָיטונג פֿרעס (100% reported)	1,287,891 (50.33%) ✓	1,270,774 (49.67%)																				
דיִטויטונג דעק (99.90% reported)	1,287,890 (50.33%) ✓	1,270,774 (49.67%)																				

Index	Chris Jones (Der	Chris Jones (Der	Sarah Sanders (f	Sarah Sanders (f	Ricky Harrington	Ricky Harrington (Libertarian)	Labels						
טאסיניטעד פרינס 907.033 Total Vo 100.00% est. rep 10/18/2023 10:1	319242	319,242 (35.20%)	571101	571,101 (62.96%)	16690	16,690 (1.84%)							
דייטשען דעסק 907.021 Total Vo 99.90% est. repc 10/18/2023 10:1	319240	319,240 (35.20%)	571091	571,091 (62.96%)	16690	16,690 (1.84%)							



Index	Gavin Newsom*	Gavin Newsom*	Brian Dahle (Rep; Brian Dahle (Republican) Labels																	
עסאָיטונג פֿרעס 10,933,018 Total 100.00% est. rep 10/18/2023 10:1	6470104	6,470,104 (59.18%) ✓	4462914 4,462,914 (40.82%)																	
דיִטײַטונג דעסק 10,934,548 Total 99.62% est. rep 10/18/2023 10:1	6470033	6,470,033 (59.17%) ✓	4464515 4,464,515 (40.83%)																	
				<div style="text-align: center;"> <h3>California Governor</h3> <p> ■ Gavin Newsom* (Democratic) ■ Brian Dahle (Republican) </p> <table border="1"> <caption>California Governor Election Results</caption> <thead> <tr> <th>Category</th> <th>Gavin Newsom* (Democratic)</th> <th>Brian Dahle (Republican)</th> </tr> </thead> <tbody> <tr> <td>עסאָיטונג פֿרעס (Total Votes)</td> <td>6,470,104 (59.18%) ✓</td> <td>4,462,914 (40.82%)</td> </tr> <tr> <td>דיִטײַטונג דעסק (Total Votes)</td> <td>6,470,033 (59.17%) ✓</td> <td>4,464,515 (40.83%)</td> </tr> </tbody> </table> </div>								Category	Gavin Newsom* (Democratic)	Brian Dahle (Republican)	עסאָיטונג פֿרעס (Total Votes)	6,470,104 (59.18%) ✓	4,462,914 (40.82%)	דיִטײַטונג דעסק (Total Votes)	6,470,033 (59.17%) ✓	4,464,515 (40.83%)
Category	Gavin Newsom* (Democratic)	Brian Dahle (Republican)																		
עסאָיטונג פֿרעס (Total Votes)	6,470,104 (59.18%) ✓	4,462,914 (40.82%)																		
דיִטײַטונג דעסק (Total Votes)	6,470,033 (59.17%) ✓	4,464,515 (40.83%)																		

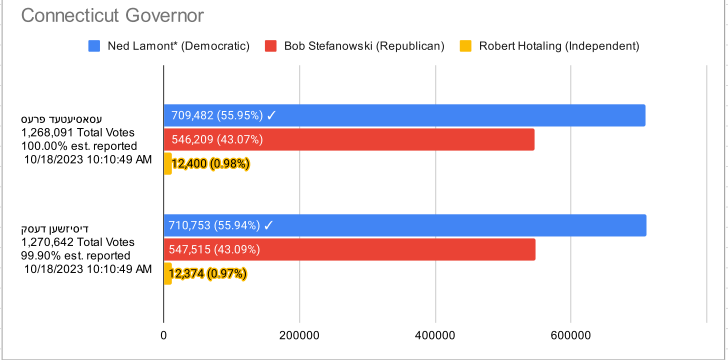
Index	Jared Polis* (Der Jared Polis* (Der Heidi Ganahl (Re Heidi Ganahl (Re Kevin Ruskusky Kevin Ruskusky Danielle Neusch Danielle Neusch Paul Fiorino (Uni Paul Fiorino (Unity Party of Colorado) Labels											
עסאייטנד פרינס 2,508,770 Total \ 100.00% est. rep 10/18/2023 10:1	1468481	1,468,481 (58.53%) ✓	983040	983,040 (39.18%)	6687	6,687 (0.27%)	28939	28,939 (1.15%)	21623	21,623 (0.86%)		
דיסייטען דעק 2,508,786 Total \ 99.90% est. rep 10/18/2023 10:1	1468494	1,468,494 (58.53%) ✓	983043	983,043 (39.18%)	28939	28,939 (1.15%)	21623	21,623 (0.86%)	6687	6,687 (0.27%)		

Colorado Governor

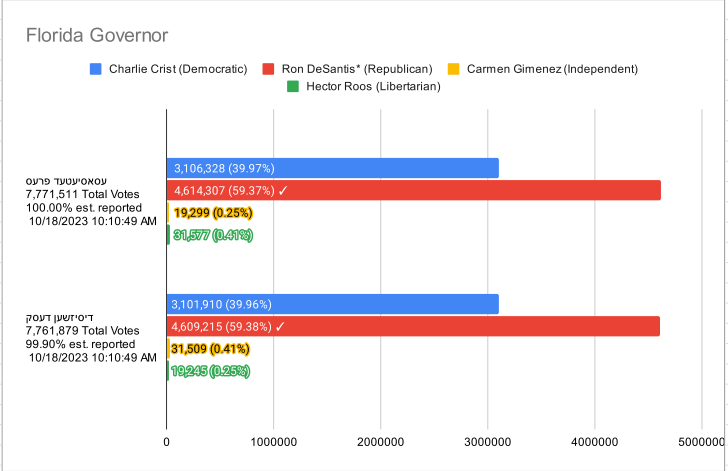
■ Jared Polis* (Democratic)
 ■ Heidi Ganahl (Republican)
 ■ Kevin Ruskusky (Libertarian)
 ■ Danielle Neuschwanger (Constitution)
 ■ Paul Fiorino (Unity Party of Colorado)

Reporting Period	Jared Polis* (Democratic)	Heidi Ganahl (Republican)	Kevin Ruskusky (Libertarian)	Danielle Neuschwanger (Constitution)	Paul Fiorino (Unity Party of Colorado)
100.00% est. reported (10/18/2023 10:10:49 AM)	1,468,481 (58.53%) ✓	983,040 (39.18%)	6,687 (0.27%)	28,939 (1.15%)	21,623 (0.86%)
99.90% est. reported (10/18/2023 10:10:49 AM)	1,468,494 (58.53%) ✓	983,043 (39.18%)	28,939 (1.15%)	21,623 (0.86%)	6,687 (0.27%)

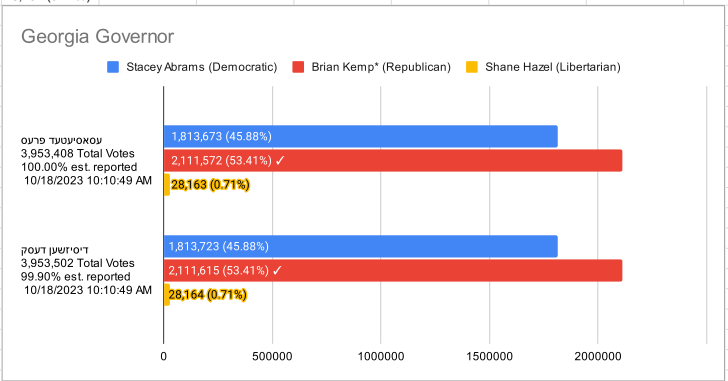
Index	Ned Lamont* (De	Ned Lamont* (De	Bob Stefanowski	Bob Stefanowski	Robert Hotaling	Robert Hotaling (Independent)	Labels						
עסאָינטער פֿרעס 1,268,091 Total \ 100.00% est. rep 10/18/2023 10:1	709482	709,482 (55.95%	546209	546,209 (43.07%	12400	12,400 (0.98%)							
דיִיזשען דעסק 1,270,642 Total \ 99.90% est. rep 10/18/2023 10:1	710753	710,753 (55.94%	547515	547,515 (43.09%	12374	12,374 (0.97%)							



Index	Charlie Crist (DeI Charlie Crist (DeI Ron DeSantis* (F Ron DeSantis* (F Carmen Gimenez; Carmen Gimenez; Hector Roos (Lib Hector Roos (Libertarian) Labels												
עסאָיטונד פֿרעס 7,771,511 Total \ 100.00% est. rep 10/18/2023 10:1	3106328	3,106,328 (39.97%)	4614307	4,614,307 (59.37%)	19299	19,299 (0.25%)	31577	31,577 (0.41%)					
דיִסִיטִיִן דעס 7,761,879 Total \ 99.90% est. rep 10/18/2023 10:1	3101910	3,101,910 (39.96%)	4609215	4,609,215 (59.38%)	31509	31,509 (0.41%)	19245	19,245 (0.25%)					



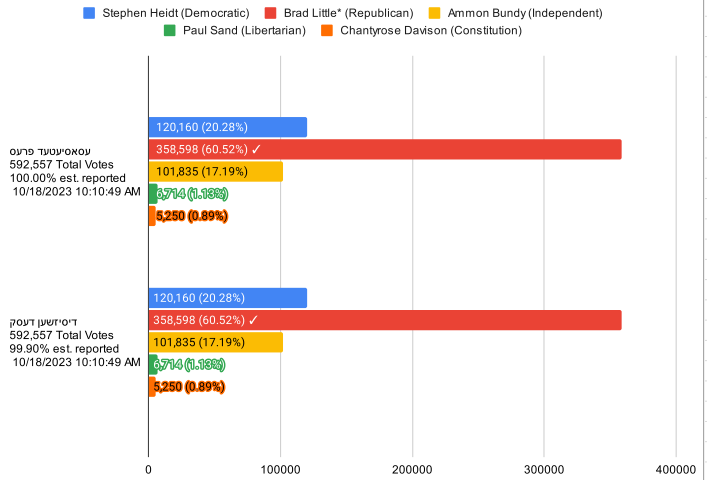
Index	Stacey Abrams (I	Stacey Abrams (I	Brian Kemp* (Re	Brian Kemp* (Re	Shane Hazel (Lit	Shane Hazel (Libertarian)	Labels							
טאסיטנד פֿרעס 3,953,408 Total \ 100.00% est. rep 10/18/2023 10:1	1813673	1,813,673 (45.88%)	2111572	2,111,572 (53.41%)	28163	28,163 (0.71%)								
דיִיִשען דעק 3,953,502 Total \ 99.90% est. rep 10/18/2023 10:1	1813723	1,813,723 (45.88%)	2111615	2,111,615 (53.41%)	28164	28,164 (0.71%)								



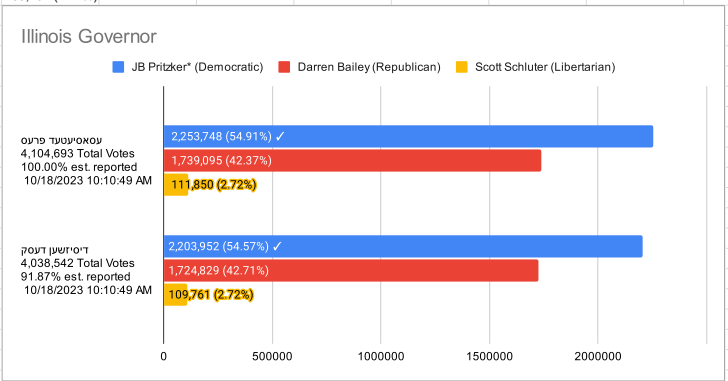
Index	Joshua Green (D	Joshua Green (D	Duke Aiona (Rep	Duke Aiona (Republican)	Labels																																		
עסאייטועד פונעם 413,262 Total Vo 100.00% est. rep 10/18/2023 10:1	261025	261,025 (63.16%)	152237	152,237 (36.84%)																																			
דייטויטועד פונעם 411,159 Total Vol 99.90% est. repc 10/18/2023 10:1	259901	259,901 (63.21%)	151258	151,258 (36.79%)																																			
					<h3>Hawaii Governor</h3> <p>■ Joshua Green (Democratic) ■ Duke Aiona (Republican)</p> <p>עסאייטועד פונעם 413,262 Total Votes 100.00% est. reported 10/18/2023 10:10:49 AM</p> <p>דייטויטועד פונעם 411,159 Total Votes 99.90% est. reported 10/18/2023 10:10:49 AM</p> <table border="1"> <thead> <tr> <th>Candidate</th> <th>Party</th> <th>Total Votes</th> <th>Percentage</th> </tr> </thead> <tbody> <tr> <td>Joshua Green</td> <td>Democratic</td> <td>261,025</td> <td>63.16%</td> </tr> <tr> <td>Duke Aiona</td> <td>Republican</td> <td>152,237</td> <td>36.84%</td> </tr> <tr> <td>Joshua Green</td> <td>Democratic</td> <td>259,901</td> <td>63.21%</td> </tr> <tr> <td>Duke Aiona</td> <td>Republican</td> <td>151,258</td> <td>36.79%</td> </tr> </tbody> </table>															Candidate	Party	Total Votes	Percentage	Joshua Green	Democratic	261,025	63.16%	Duke Aiona	Republican	152,237	36.84%	Joshua Green	Democratic	259,901	63.21%	Duke Aiona	Republican	151,258	36.79%
Candidate	Party	Total Votes	Percentage																																				
Joshua Green	Democratic	261,025	63.16%																																				
Duke Aiona	Republican	152,237	36.84%																																				
Joshua Green	Democratic	259,901	63.21%																																				
Duke Aiona	Republican	151,258	36.79%																																				

Index	Stephen Heidt (D)	Stephen Heidt (C)	Brad Little* (Repi)	Brad Little* (Repi)	Ammon Bundy (I)	Ammon Bundy (I)	Paul Sand (Liber)	Paul Sand (Liber)	Chantyrose Davi	Chantyrose Davison (Constitution)	Labels
טאסיטועד פֿרעס 592,557 Total Vo 100.00% est. rep 10/18/2023 10:1	120160	120,160 (20.28%)	358598	358,598 (60.52%)	101835	101,835 (17.19%)	6714	6,714 (1.13%)	5250	5,250 (0.89%)	
דיִסִיטוען דעק 592,557 Total Vo 99.90% est. repc 10/18/2023 10:1	120160	120,160 (20.28%)	358598	358,598 (60.52%)	101835	101,835 (17.19%)	6714	6,714 (1.13%)	5250	5,250 (0.89%)	

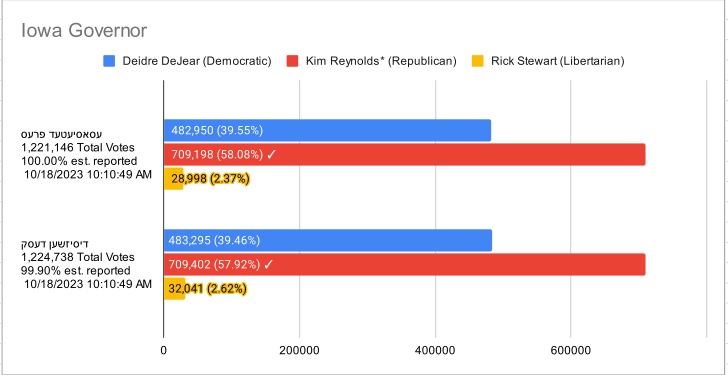
Idaho Governor



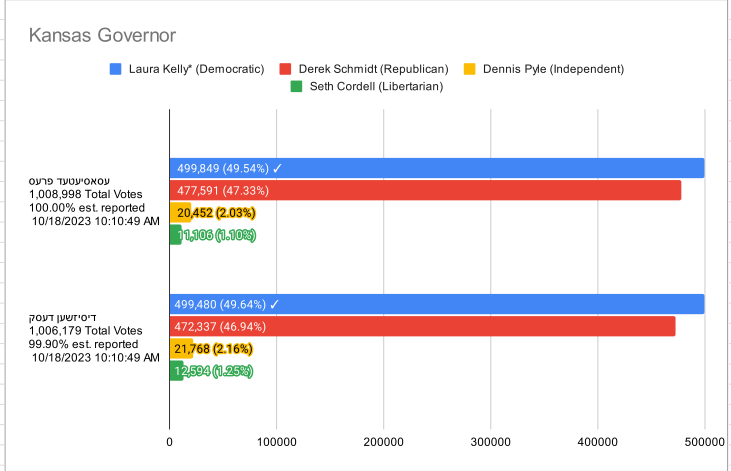
Index	JB Pritzker* (Der	JB Pritzker* (Der	Darren Bailey (R)	Darren Bailey (R)	Scott Schluter (Li	Scott Schluter (Libertarian)	Labels						
עסאיינטוד פרינס 4,104,693 Total \ 100.00% est. rep 10/18/2023 10:1	2253748	2,253,748 (54.91%) ✓	1739095	1,739,095 (42.37%)	111850	111,850 (2.72%)							
דייזשען דעסק 4,038,542 Total \ 91.87% est. rep 10/18/2023 10:1	2203952	2,203,952 (54.57%) ✓	1724829	1,724,829 (42.71%)	109761	109,761 (2.72%)							



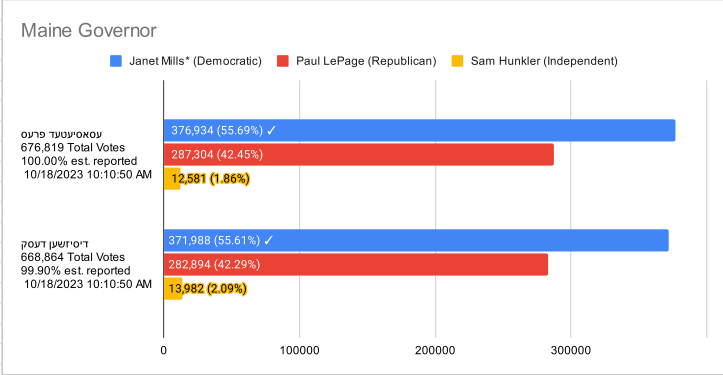
Index	Deidre DeJear (D	Deidre DeJear (C	Kim Reynolds* (F	Kim Reynolds* (R	Rick Stewart (Lib	Rick Stewart (Libertarian)	Labels						
עסאָינטעד פֿרעס 1,221,146 Total \ 100.00% est. rep 10/18/2023 10:1	482950	482,950 (39.55%)	709198	709,198 (58.08%)	28998	28,998 (2.37%)							
דיִיזשען דעק 1,224,738 Total \ 99.90% est. rep 10/18/2023 10:1	483295	483,295 (39.46%)	709402	709,402 (57.92%)	32041	32,041 (2.62%)							



Index	Laura Kelly* (De Laura Kelly* (De Derek Schmidt (F Derek Schmidt (F Dennis Pyle (Ind Dennis Pyle (Ind Seth Cordell (Lib Seth Cordell (Libertarian) Labels											
עסאָסייטעד פּרעס 1,008,998 Total \\ 100.00% est. rep 10/18/2023 10:1	499849	499,849 (49.54%)	477591	477,591 (47.33%)	20452	20,452 (2.03%)	11106	11,106 (1.10%)				
דיִסִיטשן דעטק 1,006,179 Total \\ 99.90% est. rep 10/18/2023 10:1	499480	499,480 (49.64%)	472337	472,337 (46.94%)	21768	21,768 (2.16%)	12594	12,594 (1.25%)				



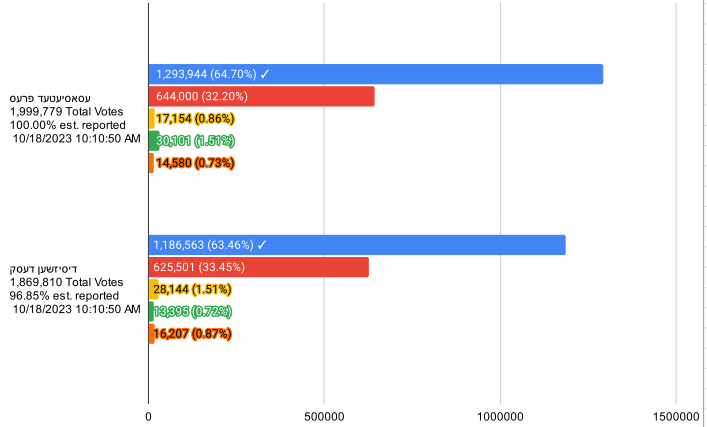
Index	Janet Mills* (Dem)	Janet Mills* (Dem)	Paul LePage (Re)	Paul LePage (Re)	Sam Hunkler (Inc)	Sam Hunkler (Independent)	Labels
אסאָניטער פּרעס 676,819 Total Vo 100.00% est. rep 10/18/2023 10:1	376934	376,934 (55.69%)	287304	287,304 (42.45%)	12581	12,581 (1.86%)	
דיִיִטשען דעק 668,864 Total Vo 99.90% est. rep 10/18/2023 10:1	371988	371,988 (55.61%)	282894	282,894 (42.29%)	13982	13,982 (2.09%)	



Index	Wes Moore (Dem)	Wes Moore (Dem)	Dan Cox (Repub)	Dan Cox (Repub)	David Lashar (Lit)	David Lashar (Lit)	Nancy Wallace (G)	Nancy Wallace (G)	David Harding (V)	David Harding (Working Class)	Labels
עסאָיטונד פֿרעס 1,999,779 Total \ 100.00% est. rep 10/18/2023 10:1	1293944	1,293,944 (64.70%) ✓	644000	644,000 (32.20%)	17154	17,154 (0.86%)	30101	30,101 (1.51%)	14580	14,580 (0.73%)	
דיִסִיטען דעק 1,889,810 Total \ 96.85% est. rep 10/18/2023 10:1	1186563	1,186,563 (63.46%) ✓	625501	625,501 (33.45%)	28144	28,144 (1.51%)	13395	13,395 (0.72%)	16207	16,207 (0.87%)	

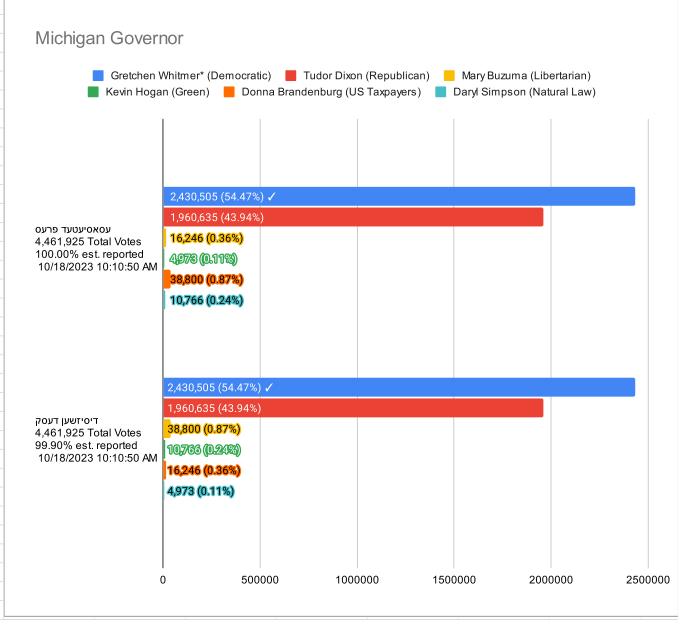
Maryland Governor

■ Wes Moore (Democratic)
 ■ Dan Cox (Republican)
 ■ David Lashar (Libertarian)
 ■ Nancy Wallace (Green)
 ■ David Harding (Working Class)



10/18/2023 10:10	Candidate 1	Candidate 1 Lab	Candidate 2	Candidate 2 Lab	Candidate 3	Candidate 3 Lab	Candidate 4	Candidate 4 Labels																																									
פרינס 2,482,990 Total \ 100.00% est. rep 10/18/2023 10:10	1584403	Maura Healey (D)	859343	Geoff Diehl (GOF)	39244	Kevin Reed (Lib)	0																																										
דיסימטן דעסק 2,409,746 Total \ 99.90% est. rep 10/18/2023 10:10	1525383	Maura Healey (D)	846041	Geoff Diehl (Rep)	395	Dianna Ploss (Int)	37927	Kevin Reed (Libertarian) 37,927 (1.57%)																																									
									<div style="border: 1px solid black; padding: 5px;"> <h3 style="text-align: center;">Massachusetts Governor</h3> <div style="display: flex; justify-content: space-between;"> <div style="width: 40%;"> <p>פרינס 2,482,990 Total Votes 100.00% est. reported 10/18/2023 10:10:49 AM</p> </div> <div style="width: 55%;"> <table border="1" style="width: 100%; border-collapse: collapse;"> <thead> <tr> <th>Candidate</th> <th>Party</th> <th>Votes</th> <th>Percentage</th> </tr> </thead> <tbody> <tr> <td>Maura Healey</td> <td>Dem</td> <td>1,584,403</td> <td>63.81%</td> </tr> <tr> <td>Geoff Diehl</td> <td>GOP</td> <td>859,343</td> <td>34.61%</td> </tr> <tr> <td>Kevin Reed</td> <td>Lib</td> <td>39,244</td> <td>1.58%</td> </tr> </tbody> </table> </div> </div> <div style="display: flex; justify-content: space-between; margin-top: 10px;"> <div style="width: 40%;"> <p>דיסימטן דעסק 2,409,746 Total Votes 99.90% est. reported 10/18/2023 10:10:49 AM</p> </div> <div style="width: 55%;"> <table border="1" style="width: 100%; border-collapse: collapse;"> <thead> <tr> <th>Candidate</th> <th>Party</th> <th>Votes</th> <th>Percentage</th> </tr> </thead> <tbody> <tr> <td>Maura Healey</td> <td>Democratic</td> <td>1,525,383</td> <td>63.30%</td> </tr> <tr> <td>Geoff Diehl</td> <td>Republican</td> <td>846,041</td> <td>35.11%</td> </tr> <tr> <td>Dianna Ploss</td> <td>Independent</td> <td>395</td> <td>0.02%</td> </tr> <tr> <td>Kevin Reed</td> <td>Libertarian</td> <td>37,927</td> <td>1.57%</td> </tr> </tbody> </table> </div> </div> </div>					Candidate	Party	Votes	Percentage	Maura Healey	Dem	1,584,403	63.81%	Geoff Diehl	GOP	859,343	34.61%	Kevin Reed	Lib	39,244	1.58%	Candidate	Party	Votes	Percentage	Maura Healey	Democratic	1,525,383	63.30%	Geoff Diehl	Republican	846,041	35.11%	Dianna Ploss	Independent	395	0.02%	Kevin Reed	Libertarian	37,927	1.57%
Candidate	Party	Votes	Percentage																																														
Maura Healey	Dem	1,584,403	63.81%																																														
Geoff Diehl	GOP	859,343	34.61%																																														
Kevin Reed	Lib	39,244	1.58%																																														
Candidate	Party	Votes	Percentage																																														
Maura Healey	Democratic	1,525,383	63.30%																																														
Geoff Diehl	Republican	846,041	35.11%																																														
Dianna Ploss	Independent	395	0.02%																																														
Kevin Reed	Libertarian	37,927	1.57%																																														

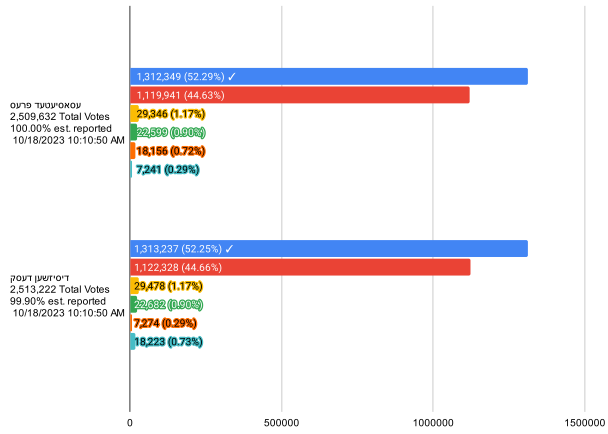
Index	Gretchen Whitme	Gretchen Whitme	Tudor Dixon (Rej)	Tudor Dixon (Rej)	Mary Buzuma (Li)	Mary Buzuma (Li)	Kevin Hogan (Gr)	Kevin Hogan (Gr)	Donna Brandenburg (US Taxpayers)	Donna Brandenburg (US Taxpayers)	Daryl Simpson (Natural Law)	Daryl Simpson (Natural Law)	Labels
טאסיטעד פרינס 4,461,925 Total \ 100.00% est. rep 10/18/2023 10:1	2430505	2,430,505 (54.47%)	1960635	1,960,635 (43.94%)	16246	16,246 (0.36%)	4973	4,973 (0.11%)	38800	38,800 (0.87%)	10766	10,766 (0.24%)	
דייטשען דעק 4,461,925 Total \ 99.90% est. rep 10/18/2023 10:1	2430505	2,430,505 (54.47%)	1960635	1,960,635 (43.94%)	38800	38,800 (0.87%)	10766	10,766 (0.24%)	16246	16,246 (0.36%)	4973	4,973 (0.11%)	



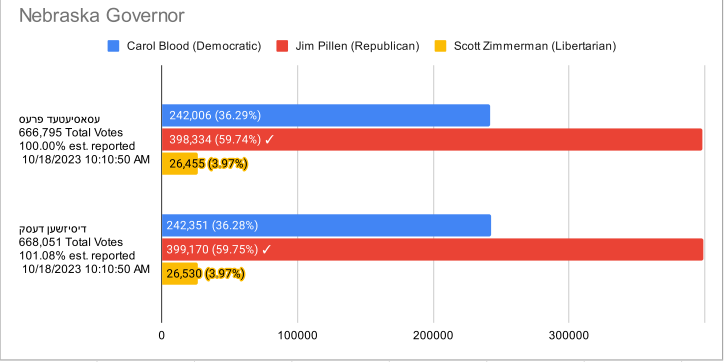
Index	Tim Walz* (Demc	Tim Walz* (Demc	Scott Jensen (Re	Scott Jensen (Re	James McCaskel	James McCaskel	Steve Patterson	Steve Patterson	Gabrielle Prosei	Gabrielle Prosei	Hugh McTavish (Hugh McTavish (Labels
אסימטריה 2,509,632 Total \													
100.00% est. rep 10/18/2023 10:1	1312349	1,312,349 (52.2%	1119941	1,119,941 (44.6%	29346	29,346 (1.17%)	22599	22,599 (0.90%)	18156	18,156 (0.72%)	7241	7,241 (0.29%)	
דיוטמוני 2,513,222 Total \													
99.90% est. rep 10/18/2023 10:1	1313237	1,313,237 (52.25	1122328	1,122,328 (44.66	29478	29,478 (1.17%)	22682	22,682 (0.90%)	7274	7,274 (0.29%)	18223	18,223 (0.73%)	

Minnesota Governor

- Tim Walz* (Democratic)
- Scott Jensen (Republican)
- James McCaskel (Legal Marijuana Now)
- Steve Patterson (Grassroots)
- Gabrielle Prosser (Socialist Workers)
- Hugh McTavish (Independence Party of Minnesota)

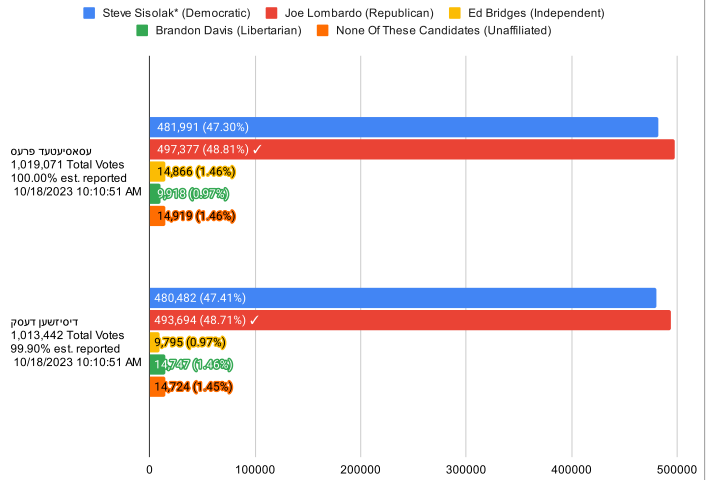


Index	Carol Blood (Der	Carol Blood (Der	Jim Pillen (Reput	Jim Pillen (Reput	Scott Zimmerman	Scott Zimmerman (Libertarian)	Labels							
טאסיניטעד פרינס 666,795 Total Vo 100.00% est. rep 10/18/2023 10:1	242006	242,006 (36.29%)	398334	398,334 (59.74%)	26455	26,455 (3.97%)								
דייטשען דעסק 668,051 Total Vo 101.08% est. rep 10/18/2023 10:1	242351	242,351 (36.28%)	399170	399,170 (59.75%)	26530	26,530 (3.97%)								



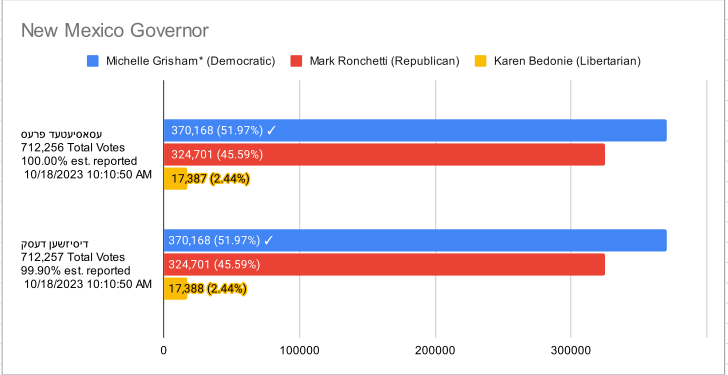
Index	Steve Sisolak* (D	Steve Sisolak* (D	Joe Lombardo (R	Joe Lombardo (R	Ed Bridges (Inde	Ed Bridges (Inde	Brandon Davis (L	Brandon Davis (L	None Of These C	None Of These C	None Of These Candidates (Unaffiliated) Labels
עסאייטועד פֿרעס 1,019,071 Total \ 100.00% est. rep 10/18/2023 10:1	481991	481,991 (47.30%)	497377	497,377 (48.81%)	14866	14,866 (1.46%)	9918	9,918 (0.97%)	14919	14,919 (1.46%)	
דיסייטוען דעסק 1,013,442 Total \ 99.90% est. rep 10/18/2023 10:1	480482	480,482 (47.41%)	493694	493,694 (48.71%)	9795	9,795 (0.97%)	14747	14,747 (1.46%)	14724	14,724 (1.45%)	

Nevada Governor



10/18/2023 10:10	Candidate 1	Candidate 1 Lab	Candidate 2	Candidate 2 Lab	Candidate 3	Candidate 3 Lab	Candidate 4	Candidate 4 Labels
נסאסיטועד פרינס 617,422 Total Votes 100.00% est. reported 10/18/2023 10:10 AM	256766	Tom Sherman (D)	352813	Chris Sununu* (C)	5071	Kelly Halldorson	2772	Karlyn Borysenko (Lib) 2,772 (0.45%)
דיסיזשען דעסק 618,323 Total Votes 99.90% est. reported 10/18/2023 10:10 AM	257023	Tom Sherman (D)	353321	Chris Sununu* (F)	5185	Kelly Halldorson	2794	Karlyn Borysenko (Libertarian) 2,794 (0.45%)
<h3>New Hampshire Governor</h3> <p>10/18/2023 10:10 AM Report:</p> <ul style="list-style-type: none"> Tom Sherman (Dem) 256,766 (41.59%) Chris Sununu* (GOP) 352,813 (57.14%) ✓ Kelly Halldorson (Lib) 5,071 (0.82%) Karlyn Borysenko (Lib) 2,772 (0.45%) <p>10/18/2023 10:10:50 AM Report:</p> <ul style="list-style-type: none"> Tom Sherman (Democratic) 257,023 (41.57%) Chris Sununu* (Republican) 353,321 (57.14%) ✓ Kelly Halldorson (Libertarian) 5,185 (0.84%) Karlyn Borysenko (Libertarian) 2,794 (0.45%) 								

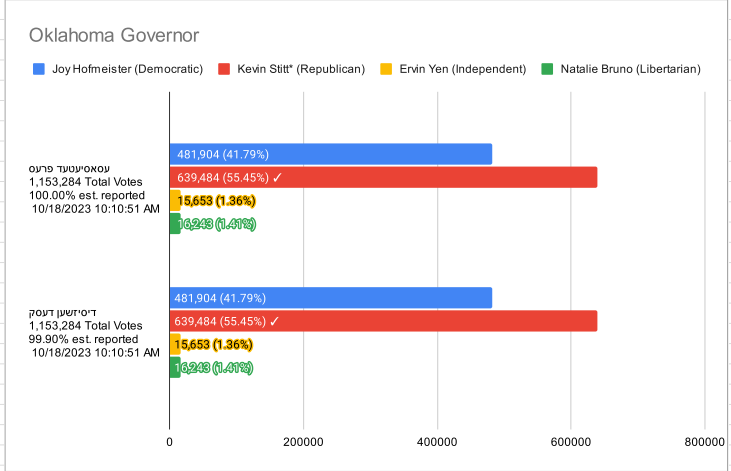
Index	Michelle Grisham	Michelle Grisham	Mark Ronchetti (I	Mark Ronchetti (I	Karen Bedonie (L	Karen Bedonie (Libertarian)	Labels						
נסאסינטער פרנס 712,256 Total Vo 100.00% est. rep 10/18/2023 10:1	370168	370,168 (51.97%)	324701	324,701 (45.59%)	17387	17,387 (2.44%)							
דיסישען דעסק 712,257 Total Vo 99.90% est. repc 10/18/2023 10:1	370168	370,168 (51.97%)	324701	324,701 (45.59%)	17388	17,388 (2.44%)							



Index	Kathy Hochul* (D Kathy Hochul* (C Lee Zeldin (Repu Lee Zeldin (Republican) Labels																
עסאייטועד פֿרעס 5,902,996 Total \ 100.00% est. rep 10/18/2023 10:1	3140415	3,140,415 (53.20%) ✓	2762581	2,762,581 (46.80%)													
דייטויטען דעק 5,745,933 Total \ 93.61% est. rep 10/18/2023 10:1	3037875	3,037,875 (52.87%) ✓	2708058	2,708,058 (47.13%)													
<h3>New York Governor</h3> <div style="display: flex; justify-content: space-between;"> ■ Kathy Hochul* (Democratic) ■ Lee Zeldin (Republican) </div> <table border="1" style="margin-top: 10px;"> <thead> <tr> <th>עסאייטועד פֿרעס</th> <th>דייטויטען דעק</th> </tr> </thead> <tbody> <tr> <td>3,140,415 (53.20%) ✓</td> <td>3,037,875 (52.87%) ✓</td> </tr> <tr> <td>2,762,581 (46.80%)</td> <td>2,708,058 (47.13%)</td> </tr> </tbody> </table>												עסאייטועד פֿרעס	דייטויטען דעק	3,140,415 (53.20%) ✓	3,037,875 (52.87%) ✓	2,762,581 (46.80%)	2,708,058 (47.13%)
עסאייטועד פֿרעס	דייטויטען דעק																
3,140,415 (53.20%) ✓	3,037,875 (52.87%) ✓																
2,762,581 (46.80%)	2,708,058 (47.13%)																

Index	Nan Whaley (D) Nan Whaley (D) Mike DeWine* (R) Mike DeWine* (Republican) Labels																			
עסאייטועד פֿרעס 4,125,913 Total \ 100.00% est. rep 10/18/2023 10:1	1545489	1,545,489 (37.46%)	2580424	2,580,424 (62.54%) ✓																
דייטשען דעק 4,025,884 Total \ 99.90% est. rep 10/18/2023 10:1	1497866	1,497,866 (37.21%)	2528018	2,528,018 (62.79%) ✓																
Ohio Governor																				
<p>Legend: ■ Nan Whaley (Democratic) ■ Mike DeWine* (Republican)</p> <table border="1"> <thead> <tr> <th>Reporting Period</th> <th>Nan Whaley (Democratic)</th> <th>Mike DeWine* (Republican)</th> </tr> </thead> <tbody> <tr> <td>100.00% est. reported (10/18/2023 10:10:51 AM)</td> <td>1,545,489 (37.46%)</td> <td>2,580,424 (62.54%) ✓</td> </tr> <tr> <td>99.90% est. reported (10/18/2023 10:10:51 AM)</td> <td>1,497,866 (37.21%)</td> <td>2,528,018 (62.79%) ✓</td> </tr> </tbody> </table>												Reporting Period	Nan Whaley (Democratic)	Mike DeWine* (Republican)	100.00% est. reported (10/18/2023 10:10:51 AM)	1,545,489 (37.46%)	2,580,424 (62.54%) ✓	99.90% est. reported (10/18/2023 10:10:51 AM)	1,497,866 (37.21%)	2,528,018 (62.79%) ✓
Reporting Period	Nan Whaley (Democratic)	Mike DeWine* (Republican)																		
100.00% est. reported (10/18/2023 10:10:51 AM)	1,545,489 (37.46%)	2,580,424 (62.54%) ✓																		
99.90% est. reported (10/18/2023 10:10:51 AM)	1,497,866 (37.21%)	2,528,018 (62.79%) ✓																		

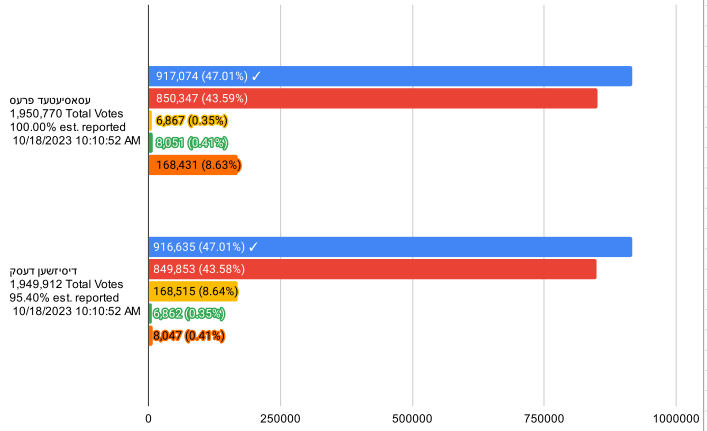
Index	Joy Hofmeister (I	Joy Hofmeister (I	Kevin Stitt* (Repi	Kevin Stitt* (Repi	Ervin Yen (Indepi	Ervin Yen (Indepi	Natalie Bruno (Li	Natalie Bruno (Libertarian) Labels					
עסאייטועד פרינס 1,153,284 Total \ 100.00% est. rep 10/18/2023 10:1	481904	481,904 (41.79%)	639484	639,484 (55.45%)	15653	15,653 (1.36%)	16243	16,243 (1.41%)					
דייטוען דעסק 1,153,284 Total \ 99.90% est. rep 10/18/2023 10:1	481904	481,904 (41.79%)	639484	639,484 (55.45%)	15653	15,653 (1.36%)	16243	16,243 (1.41%)					



Index	Tina Kotek (Dem	Tina Kotek (Dem	Christine Drazan	Christine Drazan	Betsy Johnson (I	Betsy Johnson (I	Leon Noble (Libe	Leon Noble (Libe	Leon Noble (Libe	Donice Smith (C	Donice Smith (Constitution)	Labels
עסאייטועד פֿרעס 1,950,770 Total \ 100.00% est. rep 10/18/2023 10:1	917074	917,074 (47.01%)	850347	850,347 (43.59%)	6867	6,867 (0.35%)	8051	8,051 (0.41%)	168431	168,431 (8.63%)		
דיסיווען דעק 1,949,912 Total \ 95.40% est. rep 10/18/2023 10:1	916635	916,635 (47.01%)	849853	849,853 (43.58%)	168515	168,515 (8.64%)	6862	6,862 (0.35%)	8047	8,047 (0.41%)		

Oregon Governor

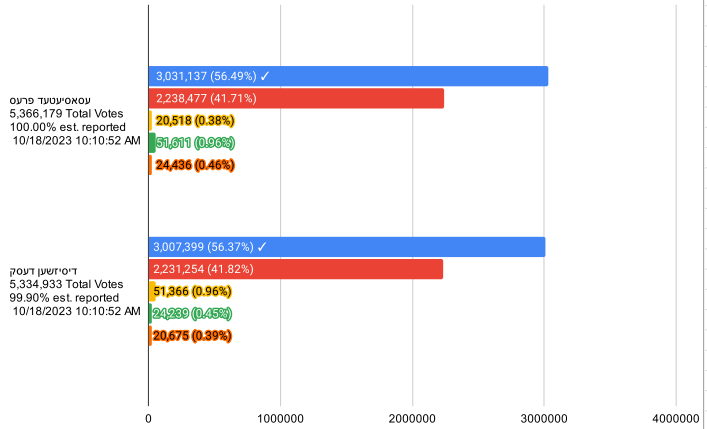
- Tina Kotek (Democratic)
- Christine Drazan (Republican)
- Betsy Johnson (Independent)
- Leon Noble (Libertarian)
- Donice Smith (Constitution)



Index	Josh Shapiro (De Josh Shapiro (De	Doug Mastriano (Doug Mastriano (Matt Hackenburt (Matt Hackenburt (Christina Digiulio (Christina Digiulio (Joe Soloski (Key Joe Soloski (Keystone) Labels								
עסאייטנד פונעם 5,366,179 Total \ 100.00% est. rep 10/18/2023 10:1	3031137	3,031,137 (56.49%) ✓	2238477	2,238,477 (41.71%)	20518	20,518 (0.38%)	51611	51,611 (0.96%)	24436	24,436 (0.46%)			
דיסיווען דעק 5,334,933 Total \ 99.90% est. rep 10/18/2023 10:1	3007399	3,007,399 (56.37%) ✓	2231254	2,231,254 (41.82%)	51366	51,366 (0.96%)	24239	24,239 (0.45%)	20675	20,675 (0.39%)			

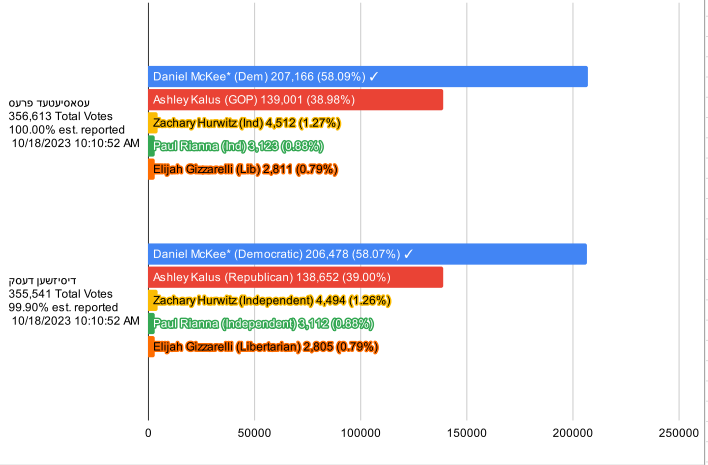
Pennsylvania Governor

■ Josh Shapiro (Democratic)
 ■ Doug Mastriano (Republican)
 ■ Matt Hackenburt (Libertarian)
 ■ Christina Digiulio (Green)
 ■ Joseph Soloski (Keystone)

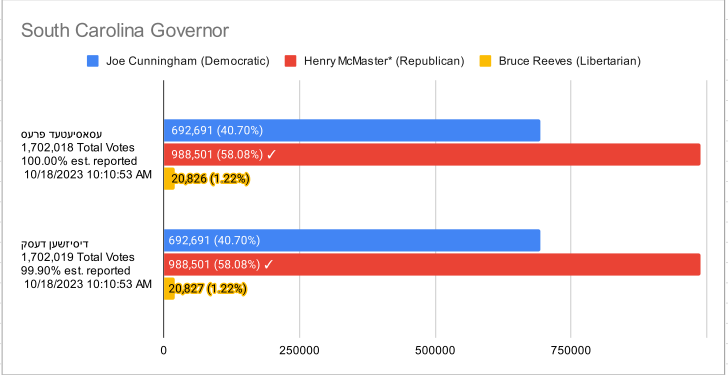


10/18/2023 10:10	Candidate 1	Candidate 1 Lab	Candidate 2	Candidate 2 Lab	Candidate 3	Candidate 3 Lab	Candidate 4	Candidate 4 Lab	Candidate 5	Candidate 5 Labels
נסאָיטענד פֿרעס 356,613 Total Vo 100.00% est. rep 10/18/2023 10:1	207166	Daniel McKee* (D	139001	Ashley Kalus (G	4512	Zachary Hurwitz	3123	Paul Rianna (Ind	2811	Elijah Gizzarelli (Lib) 2,811 (0.79%)
דיִסִיטענד דעק 355,541 Total Vo 99.90% est. rep 10/18/2023 10:1	206478	Daniel McKee* (D	138652	Ashley Kalus (Re	4494	Zachary Hurwitz	3112	Paul Rianna (Ind	2805	Elijah Gizzarelli (Libertarian) 2,805 (0.79%)

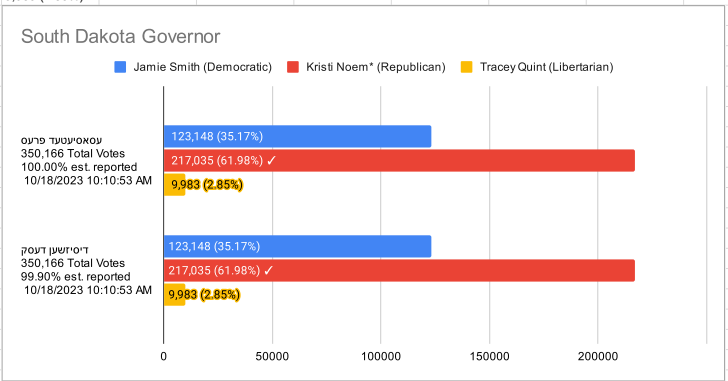
Rhode Island Governor




Index	Joe Cunningham	Joe Cunningham	Henry McMaster	Henry McMaster	Bruce Reeves	(L) Bruce Reeves (Libertarian)	Labels						
עסאיינטוד פֿרעס 1,702,018 Total \ 100.00% est. rep 10/18/2023 10:1	692691	692,691 (40.70%)	988501	988,501 (58.08%)	20826	20,826 (1.22%)							
דייזשען דעסק 1,702,019 Total \ 99.90% est. rep 10/18/2023 10:1	692691	692,691 (40.70%)	988501	988,501 (58.08%)	20827	20,827 (1.22%)							



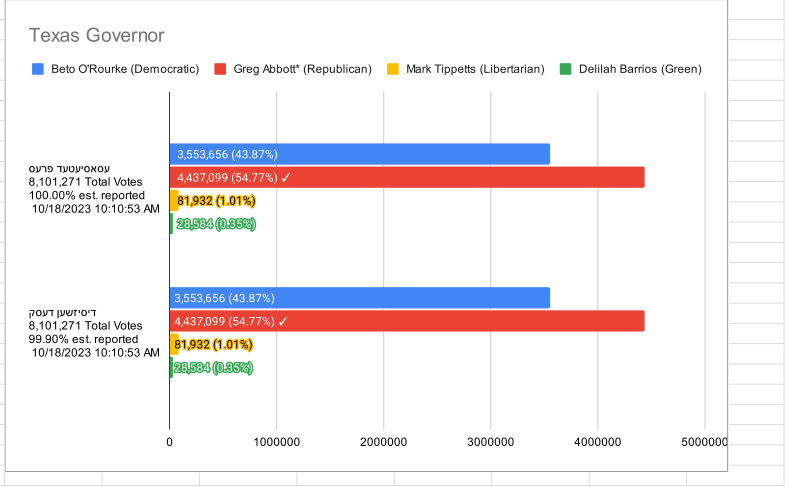
Index	Jamie Smith (Dem)	Jamie Smith (Dem)	Kristi Noem* (Re)	Kristi Noem* (Re)	Tracey Quint (Lib)	Tracey Quint (Libertarian)	Labels
עסאָניטעד פֿרעס 350,166 Total Vo 100.00% est. rep 10/18/2023 10:1	123148	123,148 (35.17%)	217035	217,035 (61.98%)	9983	9,983 (2.85%)	
דײַטשען דעק 350,166 Total Vo 99.90% est. repc 10/18/2023 10:1	123148	123,148 (35.17%)	217035	217,035 (61.98%)	9983	9,983 (2.85%)	



10/18/2023 10:11 Candidate 1	Candidate 1 Lab Candidate 2	Candidate 2 Lab Candidate 3	Candidate 3 Lab Candidate 4	Candidate 4 Lab Candidate 5	Candidate 5 Lab Candidate 6	Candidate 6 Lab Candidate 7	Candidate 7 Lab Candidate 8	Candidate 8 Lab Candidate 9	Candidate 9 Lab Candidate 10	Candidate 10 Labels
<p>run report 1,739,493 Total 100.00% est. reported 10/18/2023 10:11</p> <p>572818 Jason Martin (De</p>	1129390 Bill Lee* (GOP) 1	15395 John Gentry (Ind	10277 Constance Every	3772 Deborah Rouse (2380 Rick Tyler (Ind) 2	1862 Charles Van Mon	1568 Basil Marceaux (1216 Alfred O'Neil (Ind	815 Michael Scantland (Ind) 815 (0.05%)	
<p>run report 1,753,818 Total 99.80% est. reported 10/18/2023 10:11</p> <p>588515 Jason Martin (De</p>	1128100 Bill Lee* (Republ	15344 John Gentry (Ind	10266 Constance Every	3766 Deborah Rouse (2378 Rick Tyler (Indep	1859 Charles Morgan	1564 Basil Marceaux (1213 Alfred O'Neil (Ind	814 Michael Scantland (Independent) 814 (0.05%)	

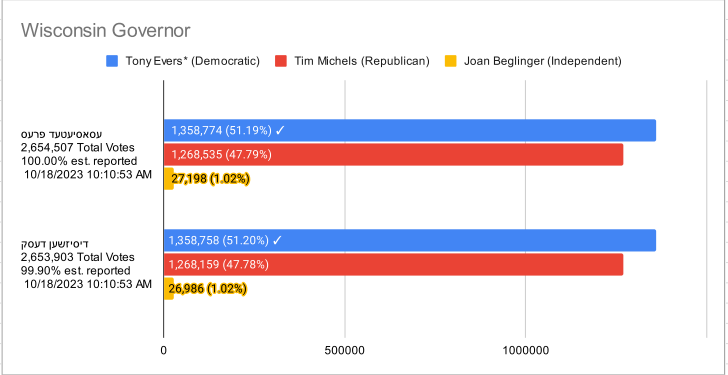


Index	Beto O'Rourke	(C Beto O'Rourke	(C Greg Abbott*	(Re Greg Abbott*	(Re Mark Tippetts	(Lil Mark Tippetts	(Lil Delilah Barrios	(C Delilah Barrios	(Green) Labels
טאסיטנד פרינס 8,101,271 Total \ 100.00% est. rep 10/18/2023 10:1	3553656	3,553,656 (43.87%)	4437099	4,437,099 (54.77%)	81932	81,932 (1.01%)	28584	28,584 (0.35%)	
דיסיטנד דעק 8,101,271 Total \ 99.90% est. rep 10/18/2023 10:1	3553656	3,553,656 (43.87%)	4437099	4,437,099 (54.77%)	81932	81,932 (1.01%)	28584	28,584 (0.35%)	



10/18/2023 10:10	Candidate 1	Candidate 1 Lab	Candidate 2	Candidate 2 Lab	Candidate 3	Candidate 3 Lab	Candidate 4	Candidate 4 Lab	Candidate 5	Candidate 5 Labels																								
<p>נסאסיטועד פרינס 283,455 Total Vo 100.00% est. rep 10/18/2023 10:1</p>	68248	Brenda Siegel (D)	202147	Phil Scott* (GOP)	6022	Kevin Hoyt (Ind)	4723	Peter Duval (Ind)	2315	Bernard Peters (Ind) 2,315 (0.82%)																								
<p>דיסיזשען דעסק 283,457 Total Vo 99.82% est. rep 10/18/2023 10:1</p>	68248	Brenda Siegel (D)	202148	Phil Scott* (Repu	6022	Kevin Hoyt (Inde	4723	Peter Duval (Inde	2316	Bernard Peters (Independent) 2,316 (0.82%)																								
<p>Vermont Governor</p> <table border="1"> <caption>Vermont Governor Election Results</caption> <thead> <tr> <th>Candidate</th> <th>Party</th> <th>Report 1 (283,455 Total)</th> <th>Report 2 (283,457 Total)</th> </tr> </thead> <tbody> <tr> <td>Brenda Siegel</td> <td>Dem / Democratic</td> <td>68,243 (24.08%)</td> <td>68,243 (24.08%)</td> </tr> <tr> <td>Phil Scott</td> <td>GOP / Republican</td> <td>202,147 (71.32%) ✓</td> <td>202,148 (71.32%) ✓</td> </tr> <tr> <td>Kevin Hoyt</td> <td>Ind / Independent</td> <td>6,022 (2.12%)</td> <td>6,022 (2.12%)</td> </tr> <tr> <td>Peter Duval</td> <td>Ind / Independent</td> <td>4,728 (1.67%)</td> <td>4,728 (1.67%)</td> </tr> <tr> <td>Bernard Peters</td> <td>Ind / Independent</td> <td>2,315 (0.82%)</td> <td>2,316 (0.82%)</td> </tr> </tbody> </table>											Candidate	Party	Report 1 (283,455 Total)	Report 2 (283,457 Total)	Brenda Siegel	Dem / Democratic	68,243 (24.08%)	68,243 (24.08%)	Phil Scott	GOP / Republican	202,147 (71.32%) ✓	202,148 (71.32%) ✓	Kevin Hoyt	Ind / Independent	6,022 (2.12%)	6,022 (2.12%)	Peter Duval	Ind / Independent	4,728 (1.67%)	4,728 (1.67%)	Bernard Peters	Ind / Independent	2,315 (0.82%)	2,316 (0.82%)
Candidate	Party	Report 1 (283,455 Total)	Report 2 (283,457 Total)																															
Brenda Siegel	Dem / Democratic	68,243 (24.08%)	68,243 (24.08%)																															
Phil Scott	GOP / Republican	202,147 (71.32%) ✓	202,148 (71.32%) ✓																															
Kevin Hoyt	Ind / Independent	6,022 (2.12%)	6,022 (2.12%)																															
Peter Duval	Ind / Independent	4,728 (1.67%)	4,728 (1.67%)																															
Bernard Peters	Ind / Independent	2,315 (0.82%)	2,316 (0.82%)																															

Index	Tony Evers* (Der Tony Evers* (Der Tim Michels (Ref: Tim Michels (Ref: Joan Beglinger (Joan Beglinger (Independent) Labels														
טאסיניטוד פרינס 2,654,507 Total \ 100.00% est. rep 10/18/2023 10:1	1358774	1,358,774 (51.19%) ✓	1268535	1,268,535 (47.79%)	27198	27,198 (1.02%)									
דיסייטען דעק 2,653,903 Total \ 99.90% est. rep 10/18/2023 10:1	1358758	1,358,758 (51.20%) ✓	1268159	1,268,159 (47.78%)	26986	26,986 (1.02%)									



Index	Theresa Livingstl	Theresa Livingstl	Mark Gordon* (R	Mark Gordon* (R	Jared Baldes (L	Jared Baldes (Libertarian)	Labels																	
נסאָיטונד פֿרעס 182,539 Total Vo 100.00% est. rep 10/18/2023 10:1	30686	30,686 (16.81%)	143696	143,696 (78.72%)	8157	8,157 (4.47%)																		
דײַטשען דעק 182,494 Total Vo 99.90% est. repc 10/18/2023 10:1	30676	30,676 (16.81%)	143664	143,664 (78.72%)	8154	8,154 (4.47%)																		
<div style="text-align: right;"> <h3>Wyoming Governor</h3> <p> ■ Theresa Livingston (Democratic) ■ Mark Gordon* (Republican) ■ Jared Baldes (Libertarian) </p> <table border="1"> <caption>Wyoming Governor Election Results</caption> <thead> <tr> <th>Category</th> <th>Theresa Livingston (Democratic)</th> <th>Mark Gordon* (Republican)</th> <th>Jared Baldes (Libertarian)</th> </tr> </thead> <tbody> <tr> <td>נסאָיטונד פֿרעס (Precinct)</td> <td>30,686 (16.81%)</td> <td>143,696 (78.72%) ✓</td> <td>8,157 (4.47%)</td> </tr> <tr> <td>דײַטשען דעק (District)</td> <td>30,676 (16.81%)</td> <td>143,664 (78.72%) ✓</td> <td>8,154 (4.47%)</td> </tr> </tbody> </table> </div>													Category	Theresa Livingston (Democratic)	Mark Gordon* (Republican)	Jared Baldes (Libertarian)	נסאָיטונד פֿרעס (Precinct)	30,686 (16.81%)	143,696 (78.72%) ✓	8,157 (4.47%)	דײַטשען דעק (District)	30,676 (16.81%)	143,664 (78.72%) ✓	8,154 (4.47%)
Category	Theresa Livingston (Democratic)	Mark Gordon* (Republican)	Jared Baldes (Libertarian)																					
נסאָיטונד פֿרעס (Precinct)	30,686 (16.81%)	143,696 (78.72%) ✓	8,157 (4.47%)																					
דײַטשען דעק (District)	30,676 (16.81%)	143,664 (78.72%) ✓	8,154 (4.47%)																					