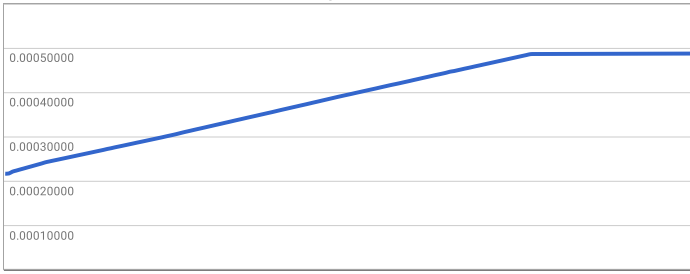
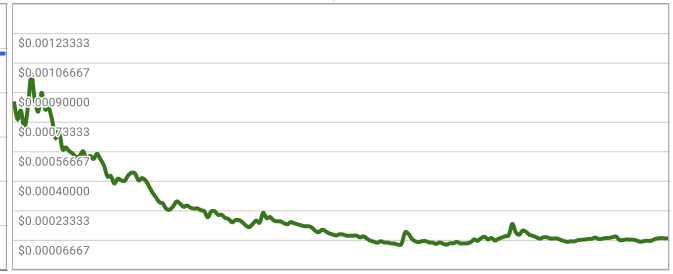


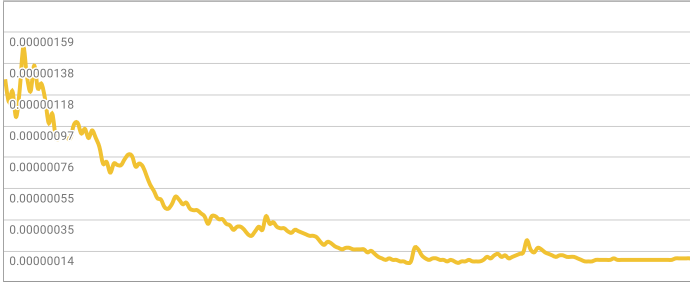
SSTEEM price in STEEM



SSTEEM price in USD



SSTEEM price in BTC



| Date       | Tokens Supply    | Satoshi-Steem Capitalization |       |            | Price of Satoshi-Steem Token (SSTEEM) |          |          |            |          |          |             |          |          | Bitcoin price |          |        | Steem price |            |        | Steem Total Supply | Share in economy |
|------------|------------------|------------------------------|-------|------------|---------------------------------------|----------|----------|------------|----------|----------|-------------|----------|----------|---------------|----------|--------|-------------|------------|--------|--------------------|------------------|
|            |                  | USD                          | BTC   | STEEM      | USD                                   | % Change |          | BTC        | % Change |          | STEEM       | % Change |          | USD           | % Change | USD    | % Change    |            |        |                    |                  |
|            |                  |                              |       |            |                                       | 1d       | Lifetime |            | 1d       | Lifetime |             | 1d       | Lifetime |               |          |        | 1d          | Lifetime   |        |                    |                  |
| 1/21/2017  | 763.038.846.8035 | \$56,290                     | 61.04 | 372.145.89 | \$0.00003777                          | -7.8%    | -91.3%   | 0.00000008 | -11.1%   | -93.8%   | 0.000448772 | 0.00%    | 124.21%  | \$922.14      | 3.7%     | \$0.16 | -3.8%       | 0.00017203 | -7.3%  |                    | #DIV/0!          |
| 12/01/2017 | 763.038.846.8035 | \$61,069                     | 68.67 | 372,129.18 | \$0.00008003                          | -0.0%    | -90.6%   | 0.00000009 | 0.0%     | -93.0%   | 0.00048762  | 0.00%    | 124.20%  | \$886.26      | 0.0%     | \$0.16 | -2.4%       | 0.00018548 | 1.6%   | 240,622,914.54     | 0.154652%        |
| 1/19/2017  | 763.038.846.8035 | \$61,072                     | 68.67 | 372,111.58 | \$0.00008004                          | -1.5%    | -90.6%   | 0.00000009 | 0.0%     | -93.0%   | 0.00048767  | 0.00%    | 124.18%  | \$889.30      | -1.5%    | \$0.16 | 0.3%        | 0.00018117 | 1.8%   | 240,503,184.65     | 0.154722%        |
| 1/18/2017  | 763.038.846.8035 | \$62,023                     | 68.67 | 372,094.37 | \$0.00008128                          | 2.0%     | -90.4%   | 0.00000009 | 0.0%     | -93.0%   | 0.00048765  | 0.00%    | 124.17%  | \$903.17      | 2.0%     | \$0.16 | -3.3%       | 0.00017788 | -5.1%  | 240,437,623.72     | 0.154757%        |
| 1/17/2017  | 763.038.846.8035 | \$60,815                     | 68.67 | 372,076.83 | \$0.00007970                          | 7.4%     | -90.6%   | 0.00000009 | 0.0%     | -93.0%   | 0.00048763  | 0.00%    | 124.16%  | \$885.56      | 7.4%     | \$0.17 | 4.1%        | 0.00018753 | 14.3%  | 240,349,125.44     | 0.154807%        |
| 1/16/2017  | 763.038.846.8035 | \$56,631                     | 68.67 | 372,058.81 | \$0.00007422                          | 13.2%    | -91.3%   | 0.00000009 | 12.5%    | -93.0%   | 0.00048760  | 0.00%    | 124.15%  | \$824.64      | 0.8%     | \$0.16 | 15.0%       | 0.00019346 | 14.3%  | 240,281,997.12     | 0.154843%        |
| 1/15/2017  | 763.038.846.8035 | \$50,026                     | 61.04 | 372,042.14 | \$0.00006556                          | -1.4%    | -92.3%   | 0.00000008 | 0.0%     | -93.8%   | 0.00048758  | 0.00%    | 124.14%  | \$819.52      | -1.4%    | \$0.14 | -0.2%       | 0.00016923 | 1.3%   | 240,227,430.16     | 0.154871%        |
| 1/14/2017  | 763.038.846.8035 | \$50,711                     | 61.04 | 372,025.13 | \$0.00006646                          | 3.7%     | -92.2%   | 0.00000008 | 0.0%     | -93.8%   | 0.00048756  | 0.00%    | 124.13%  | \$830.75      | 3.7%     | \$0.14 | 3.5%        | 0.00016720 | -0.2%  | 240,156,480.62     | 0.154909%        |
| 1/13/2017  | 763.038.846.8035 | \$48,881                     | 61.04 | 372,007.47 | \$0.00006406                          | 5.1%     | -92.5%   | 0.00000008 | 0.0%     | -93.8%   | 0.00048753  | 0.00%    | 124.12%  | \$800.77      | 5.1%     | \$0.13 | 2.9%        | 0.00016755 | -2.1%  | 240,089,309.26     | 0.154945%        |
| 1/12/2017  | 763.038.846.8035 | \$46,509                     | 61.04 | 371,991.76 | \$0.00006095                          | -9.7%    | -92.8%   | 0.00000008 | 0.0%     | -93.8%   | 0.00048751  | 0.00%    | 124.11%  | \$761.91      | -9.7%    | \$0.13 | -6.9%       | 0.00017111 | 3.0%   | 240,053,203.61     | 0.154962%        |
| 1/11/2017  | 763.038.846.8035 | \$51,490                     | 61.04 | 371,973.75 | \$0.00006748                          | -8.8%    | -92.1%   | 0.00000008 | 0.0%     | -93.8%   | 0.00048749  | 0.00%    | 124.10%  | \$843.50      | -8.8%    | \$0.14 | -7.1%       | 0.00016610 | -0.2%  | 239,968,934.02     | 0.155009%        |
| 1/10/2017  | 763.038.846.8035 | \$55,273                     | 61.04 | 371,955.50 | \$0.00007244                          | 0.0%     | -91.5%   | 0.00000008 | 0.0%     | -93.8%   | 0.00048747  | 0.00%    | 124.09%  | \$905.47      | 0.0%     | \$0.15 | -1.0%       | 0.00016647 | -1.9%  | 239,889,145.26     | 0.155033%        |
| 1/9/2017   | 763.038.846.8035 | \$55,277                     | 61.04 | 371,939.17 | \$0.00007244                          | -2.2%    | -91.5%   | 0.00000008 | 0.0%     | -93.8%   | 0.00048744  | 0.00%    | 124.08%  | \$905.54      | -2.2%    | \$0.15 | -1.0%       | 0.00016963 | -1.2%  | 239,802,635.26     | 0.155102%        |
| 1/8/2017   | 763.038.846.8035 | \$56,512                     | 61.04 | 371,922.21 | \$0.00007406                          | 5.1%     | -91.3%   | 0.00000008 | 0.0%     | -93.8%   | 0.00048742  | 0.01%    | 124.07%  | \$925.77      | 5.1%     | \$0.16 | 2.6%        | 0.00016765 | -2.4%  | 239,737,484.90     | 0.155137%        |
| 1/7/2017   | 763.038.846.8035 | \$53,782                     | 61.04 | 371,902.40 | \$0.00007048                          | -0.8%    | -91.7%   | 0.00000008 | 0.0%     | -93.8%   | 0.00048740  | 0.00%    | 124.06%  | \$881.04      | -0.8%    | \$0.15 | 4.7%        | 0.00017177 | 5.4%   | 239,672,334.54     | 0.155171%        |
| 1/6/2017   | 763.038.846.8035 | \$54,131                     | 61.04 | 371,886.02 | \$0.00007094                          | -21.1%   | -91.7%   | 0.00000008 | 0.0%     | -93.8%   | 0.00048737  | 0.00%    | 124.05%  | \$886.76      | -21.1%   | \$0.14 | -17.2%      | 0.00016295 | 4.9%   | 239,607,184.18     | 0.155207%        |
| 1/5/2017   | 763.038.846.8035 | \$68,570                     | 61.04 | 371,868.44 | \$0.00008986                          | 3.5%     | -89.4%   | 0.00000008 | 0.0%     | -93.8%   | 0.00048735  | 0.01%    | 124.04%  | \$1,123.31    | 3.5%     | \$0.17 | 3.2%        | 0.00015531 | -0.2%  | 239,542,032.82     | 0.155241%        |
| 1/4/2017   | 763.038.846.8035 | \$66,273                     | 61.04 | 371,848.56 | \$0.00008685                          | 5.4%     | -89.8%   | 0.00000008 | 0.0%     | -93.8%   | 0.00048733  | 0.00%    | 124.03%  | \$1,085.68    | 5.4%     | \$0.17 | 6.1%        | 0.00015565 | 0.6%   | 239,473,178.00     | 0.155278%        |
| 1/3/2017   | 763.038.846.8035 | \$62,872                     | 61.04 | 371,832.27 | \$0.00008240                          | 0.4%     | -90.3%   | 0.00000008 | 0.0%     | -93.8%   | 0.00048730  | 0.00%    | 124.02%  | \$1,029.96    | 0.4%     | \$0.16 | -4.6%       | 0.00015467 | -0.9%  | 239,393,681.48     | 0.155323%        |
| 1/2/2017   | 763.038.846.8035 | \$62,652                     | 61.04 | 371,817.39 | \$0.00008211                          | 5.3%     | -90.3%   | 0.00000008 | 0.0%     | -93.8%   | 0.00048729  | 0.00%    | 124.01%  | \$1,026.36    | 5.3%     | \$0.17 | -1.4%       | 0.00016270 | -0.4%  | 239,341,124.22     | 0.155350%        |
| 1/1/2017   | 763.038.846.8035 | \$59,475                     | 61.04 | 371,800.49 | \$0.00007795                          | 2.4%     | -90.8%   | 0.00000008 | 0.0%     | -93.8%   | 0.00048726  | 0.00%    | 124.00%  | \$974.32      | 2.4%     | \$0.17 | 3.1%        | 0.00017381 | 0.6%   | 239,276,967.71     | 0.155385%        |
| 12/31/2016 | 763.038.846.8035 | \$58,057                     | 61.04 | 371,782.71 | \$0.00007609                          | -10.1%   | -91.0%   | 0.00000008 | -11.1%   | -93.8%   | 0.00048724  | 0.01%    | 123.99%  | \$951.08      | -10.1%   | \$0.16 | -3.7%       | 0.00017278 | -4.8%  | 239,206,744.81     | 0.155423%        |
| 12/30/2016 | 763.038.846.8035 | \$64,591                     | 68.67 | 371,758.98 | \$0.00008465                          | 8.6%     | -90.0%   | 0.00000009 | 12.5%    | -93.0%   | 0.00048721  | 0.00%    | 123.97%  | \$940.55      | -3.5%    | \$0.17 | 7.1%        | 0.00018144 | -11.0% | 239,129,275.87     | 0.155464%        |
| 12/29/2016 | 763.038.846.8035 | \$59,468                     | 61.04 | 371,741.46 | \$0.00007794                          | 1.8%     | -90.8%   | 0.00000008 | 0.0%     | -93.8%   | 0.00048719  | 0.00%    | 123.96%  | \$974.20      | 1.8%     | \$0.16 | 5.0%        | 0.00016353 | 3.2%   | 239,066,656.28     | 0.155497%        |
| 12/28/2016 | 763.038.846.8035 | \$58,433                     | 61.04 | 371,724.16 | \$0.00007658                          | 4.0%     | -91.0%   | 0.00000008 | 0.0%     | -93.8%   | 0.00048716  | 0.00%    | 123.95%  | \$957.24      | 4.0%     | \$0.15 | -4.1%       | 0.00015853 | -7.8%  | 238,994,139.93     | 0.155537%        |
| 12/27/2016 | 763.038.846.8035 | \$56,189                     | 61.04 | 371,707.08 | \$0.00007364                          | 2.3%     | -91.3%   | 0.00000008 | 0.0%     | -93.8%   | 0.00048714  | 0.00%    | 123.94%  | \$920.48      | 2.3%     | \$0.16 | 4.9%        | 0.00017185 | 2.5%   | 238,908,923.44     | 0.155586%        |
| 12/26/2016 | 763.038.846.8035 | \$54,902                     | 61.04 | 371,689.80 | \$0.00007195                          | 3.3%     | -91.5%   | 0.00000008 | 0.0%     | -93.8%   | 0.00048712  | 0.00%    | 123.93%  | \$899.40      | 3.3%     | \$0.15 | 11.0%       | 0.00016765 | 7.6%   | 238,833,503.12     | 0.155627%        |
| 12/25/2016 | 763.038.846.8035 | \$53,164                     | 61.04 | 371,673.97 | \$0.00006967                          | -10.4%   | -91.8%   | 0.00000008 | 14.3%    | -93.8%   | 0.00048710  | 0.00%    | 123.92%  | \$870.92      | -3.4%    | \$0.14 | 0.3%        | 0.00015593 | 3.9%   | 238,754,664.61     | 0.155672%        |
| 12/24/2016 | 763.038.846.8035 | \$48,172                     | 53.41 | 371,655.88 | \$0.00006613                          | -0.8%    | -92.6%   | 0.00000007 | -0.4%    | -94.5%   | 0.00048707  | 0.00%    | 123.91%  | \$901.88      | -0.8%    | \$0.14 | 0.0%        | 0.00015008 | 1.8%   | 238,683,106.66     | 0.155711%        |
| 12/23/2016 | 763.038.846.8035 | \$48,579                     | 53.41 | 371,641.04 | \$0.00006366                          | 5.3%     | -92.5%   | 0.00000007 | -0.4%    | -94.5%   | 0.00048705  | 0.01%    | 123.90%  | \$909.50      | 5.3%     | \$0.13 | 1.2%        | 0.00014749 | -3.9%  | 238,619,981.54     | 0.155746%        |
| 12/22/2016 | 763.038.846.8035 | \$46,146                     | 53.41 | 371,621.06 | \$0.00006048                          | -6.5%    | -92.9%   | 0.00000007 | -12.5%   | -94.5%   | 0.00048703  | 0.00%    | 123.89%  | \$863.95      | 6.8%     | \$0.13 | 2.2%        | 0.00015345 | -4.4%  | 238,550,009.91     | 0.155784%        |
| 12/21/2016 | 763.038.846.8035 | \$49,368                     | 61.04 | 371,605.21 | \$0.00006470                          | -9.3%    | -92.4%   | 0.00000008 | -11.1%   | -93.8%   | 0.00048701  | 0.01%    | 123.88%  | \$808.75      | -9.3%    | \$0.13 | -15.4%      | 0.00016044 | -17.1% | 238,481,950.72     | 0.155834%        |
| 12/20/2016 | 763.038.846.8035 | \$54,459                     | 68.67 | 371,585.40 | \$0.00007137                          | -10.0%   | -91.6%   | 0.00000009 | -10.0%   | -93.0%   | 0.00048698  | 0.00%    | 123.87%  | \$793.01      | 0.0%     | \$0.15 | -5.3%       | 0.00019351 | -5.3%  | 238,394,380.06     | 0.155870%        |
| 12/19/2016 | 763.038.846.8035 | \$60,494                     | 76.30 | 371,570.63 | \$0.00007928                          | 0.2%     | -90.7%   | 0.00000010 | 0.0%     | -92.2%   | 0.00048696  | 0.00%    | 123.86%  | \$792.81      | 0.2%     | \$0.16 | -1.3%       | 0.00020429 | -1.5%  | 238,331,927.33     | 0.155905%        |
| 12/18/2016 | 763.038.846.8035 | \$60,372                     | 76.30 | 371,552.93 | \$0.00007912                          | 0.0%     | -90.7%   | 0.00000010 | 0.0%     | -92.2%   | 0.00048694  | 0.00%    | 123.85%  | \$791.21      | 0.0%     | \$0.16 | 0.3%        | 0.00020731 | -1.5%  | 238,270,071.45     | 0.155951%        |
| 12/17/2016 | 763.038.846.8035 | \$60,396                     | 76.30 | 371,536.39 | \$0.00007915                          | -8.1%    | -90.7%   | 0.00000010 | -9.1%    | -92.2%   | 0.00048692  | 0.01%    | 123.84%  | \$791.52      | -8.1%    | \$0.16 | -6.5%       | 0.00020663 | -7.6%  | 238,209,272.82     | 0.155995%        |
| 12/16/2016 | 763.038.846.8035 | \$65,694                     | 83.93 | 371,519.59 | \$0.00007817                          | -0.1%    | -90.8%   | 0.00000010 | -0.1%    | -92.4%   | 0.00048689  | 0.00%    | 123.83%  | \$782.69      | 0.3%     | \$0.17 | -1.5%       | 0.00022354 | -1.8%  | 238,153,093.21     | 0.156036%        |
| 12/15/2016 | 763.038.846.8035 | \$65,480                     | 83.93 | 371,499.72 | \$0.00008581                          | 9.8%     | -99.9%   | 0.00000011 | 10.0%    | -91.4%   | 0.00048687  | 0.00%    | 123.82%  | \$780.13      | -0.2%    | \$0.18 | 7.7%        | 0.00022772 | 7.9%   | 238,040,337.80     | 0.156060%        |
| 12/14/2016 | 763.038.846.8035 | \$59,650                     | 76.30 | 371,483.72 | \$0.00007817                          | -9.1%    | -90.8%   | 0.00000010 | -9.1%    | -92.2%   | 0.00048685  | 0.01%    | 123.81%  | \$781.75      | -9.1%    | \$0.16 | -8.4%       | 0.00021104 | -6.4%  | 237,979,600.49     | 0.156099%        |
| 12/13/2016 | 763.038.846.8035 | \$65,616                     | 83.93 | 371,463.72 | \$0.00008599                          | -8.2%    | -99.9%   | 0.00000011 | -8.3%    | -91.4%   | 0.00048681  | 0.00%    | 123.79%  | \$781.75      | -8.2%    | \$0.18 | -8.6%       | 0.00023048 | -8.7%  | 237,875,264.63     | 0.156133%        |
| 12/12/2016 | 763.038.846.8035 | \$71,470                     | 91.56 | 371,437.09 | \$0.00009367                          | -6.3%    | -99.0%   | 0.00000012 | -7.7%    | -90.0%   | 0.00048679  | 0.00%    | 123.78%  | \$780.54      | -6.3%    | \$0.20 | -3.9%       | 0.00025048 | -6.3%  | 237,804,017.08     | 0.156165%        |
| 12/11/2016 | 763.038.846.8035 | \$78,271                     | 99.20 | 371,420.53 | \$0.00009996                          | -14.0%   |          |            |          |          |             |          |          |               |          |        |             |            |        |                    |                  |

| Date      | Tokens Supply    | Satoshi-Steem Capitalization |        |            | Price of Satoshi-Steem Token (SSTEEM) |          |          |            |          |          |            |          |          |          | Bitcoin price |        | Steem price |            |        |          |  | Steem Total Supply | Share in economy |
|-----------|------------------|------------------------------|--------|------------|---------------------------------------|----------|----------|------------|----------|----------|------------|----------|----------|----------|---------------|--------|-------------|------------|--------|----------|--|--------------------|------------------|
|           |                  | USD                          | BTC    | STEEM      | USD                                   | % Change |          | BTC        | % Change |          | STEEM      | % Change |          | USD      | % Change      | USD    | % Change    |            | BTC    | % Change |  |                    |                  |
|           |                  |                              |        |            |                                       | 1d       | Lifetime |            | 1d       | Lifetime |            | 1d       | Lifetime |          |               |        | 1d          | Lifetime   |        |          |  |                    |                  |
| 10/8/2016 | 763.038.846.8035 | \$116,877                    | 190.76 | 285,801.17 | \$0.00015317                          | -3.6%    | -82.0%   | 0.00000025 | -3.8%    | -80.5%   | 0.00037456 | 0.50%    | 72.19%   | \$612.69 | 0.3%          | \$0.42 | -2.4%       | 0.00068078 | -2.6%  |          |  |                    |                  |
| 10/5/2016 | 763.038.846.8035 | \$121,219                    | 198.39 | 284,370.79 | \$0.00015886                          | -3.6%    | -81.3%   | 0.00000026 | -3.7%    | -79.7%   | 0.00037268 | 0.49%    | 71.32%   | \$611.01 | 0.1%          | \$0.43 | -2.6%       | 0.00069924 | -2.7%  |          |  |                    |                  |
| 10/4/2016 | 763.038.846.8035 | \$125,808                    | 206.02 | 282,981.48 | \$0.00016488                          | -3.7%    | -80.6%   | 0.00000027 | -3.6%    | -78.9%   | 0.00037086 | 0.51%    | 70.49%   | \$610.66 | -0.2%         | \$0.44 | -4.5%       | 0.00071854 | -4.3%  |          |  |                    |                  |
| 10/3/2016 | 763.038.846.8035 | \$130,699                    | 213.65 | 281,548.06 | \$0.00017129                          | 7.6%     | -79.8%   | 0.00000028 | 7.7%     | -78.1%   | 0.00036888 | 0.51%    | 69.62%   | \$611.74 | -0.1%         | \$0.46 | -5.7%       | 0.00075118 | 5.8%   |          |  |                    |                  |
| 10/2/2016 | 763.038.846.8035 | \$121,476                    | 198.39 | 280,131.77 | \$0.00015920                          | -3.8%    | -81.3%   | 0.00000026 | -3.7%    | -79.7%   | 0.00036713 | 0.51%    | 68.77%   | \$612.31 | -0.1%         | \$0.43 | -5.7%       | 0.00071004 | -5.7%  |          |  |                    |                  |
| 10/1/2016 | 763.038.846.8035 | \$126,244                    | 206.02 | 278,703.03 | \$0.00016545                          | -5.9%    | -80.5%   | 0.00000027 | -6.9%    | -78.9%   | 0.00036525 | 0.52%    | 67.91%   | \$612.77 | 1.1%          | \$0.46 | -4.7%       | 0.00075276 | -5.7%  |          |  |                    |                  |
| 9/30/2016 | 763.038.846.8035 | \$134,137                    | 221.28 | 277,260.07 | \$0.00017579                          | 0.0%     | -79.3%   | 0.00000029 | 0.0%     | -77.3%   | 0.00036336 | 0.51%    | 67.04%   | \$606.19 | 0.0%          | \$0.48 | -1.5%       | 0.00079867 | -1.5%  |          |  |                    |                  |
| 9/29/2016 | 763.038.846.8035 | \$134,133                    | 221.28 | 275,843.38 | \$0.00017579                          | -3.2%    | -79.3%   | 0.00000029 | -3.3%    | -77.3%   | 0.00036151 | 0.54%    | 66.19%   | \$606.17 | 0.1%          | \$0.49 | -2.8%       | 0.00081121 | -2.9%  |          |  |                    |                  |
| 9/28/2016 | 763.038.846.8035 | \$138,575                    | 228.91 | 274,368.99 | \$0.00018161                          | -9.1%    | -78.6%   | 0.00000030 | -9.1%    | -76.6%   | 0.00035957 | 0.55%    | 65.30%   | \$605.37 | 0.0%          | \$0.51 | -9.5%       | 0.00083579 | -9.6%  |          |  |                    |                  |
| 9/27/2016 | 763.038.846.8035 | \$152,379                    | 251.80 | 272,864.88 | \$0.00019970                          | 2.9%     | -76.5%   | 0.00000033 | 3.1%     | -74.2%   | 0.00035760 | 0.54%    | 64.39%   | \$605.15 | -0.2%         | \$0.56 | 1.3%        | 0.00092341 | 1.5%   |          |  |                    |                  |
| 9/26/2016 | 763.038.846.8035 | \$148,033                    | 244.17 | 271,395.08 | \$0.00019400                          | -13.1%   | -77.2%   | 0.00000032 | -13.5%   | -75.0%   | 0.00035568 | 0.52%    | 63.51%   | \$606.26 | 0.5%          | \$0.55 | -1.1%       | 0.00091072 | -12.4% |          |  |                    |                  |
| 9/25/2016 | 763.038.846.8035 | \$170,284                    | 282.32 | 270,001.79 | \$0.00022317                          | 32.0%    | -73.7%   | 0.00000037 | 32.1%    | -71.1%   | 0.00035385 | 0.53%    | 62.67%   | \$603.15 | -0.1%         | \$0.63 | 29.3%       | 0.0103947  | 29.4%  |          |  |                    |                  |
| 9/24/2016 | 763.038.846.8035 | \$129,012                    | 213.65 | 268,574.44 | \$0.00016908                          | -6.0%    | -80.1%   | 0.00000028 | -6.7%    | -78.1%   | 0.00035198 | 0.53%    | 61.81%   | \$603.85 | 0.7%          | \$0.48 | -6.8%       | 0.00080312 | -7.5%  |          |  |                    |                  |
| 9/23/2016 | 763.038.846.8035 | \$137,209                    | 228.91 | 267,169.23 | \$0.00017982                          | 11.5%    | -78.8%   | 0.00000030 | 11.1%    | -76.6%   | 0.00035014 | 0.55%    | 60.96%   | \$599.40 | 0.3%          | \$0.52 | 10.9%       | 0.00088607 | 10.5%  |          |  |                    |                  |
| 9/22/2016 | 763.038.846.8035 | \$123,083                    | 206.02 | 265,718.17 | \$0.00016131                          | 12.4%    | -81.0%   | 0.00000027 | 12.5%    | -78.9%   | 0.00034824 | 0.53%    | 60.09%   | \$597.43 | -0.1%         | \$0.47 | 14.1%       | 0.00078555 | 14.2%  |          |  |                    |                  |
| 9/21/2016 | 763.038.846.8035 | \$109,468                    | 183.13 | 264,318.36 | \$0.00014346                          | -5.8%    | -83.1%   | 0.00000024 | -4.0%    | -81.3%   | 0.00034640 | 0.53%    | 59.24%   | \$597.76 | -1.9%         | \$0.41 | -6.9%       | 0.00088605 | -5.2%  |          |  |                    |                  |
| 9/20/2016 | 763.038.846.8035 | \$116,207                    | 190.76 | 262,916.44 | \$0.00015230                          | -10.7%   | -82.1%   | 0.00000025 | -10.7%   | -80.5%   | 0.00034456 | 0.54%    | 58.40%   | \$609.18 | 0.0%          | \$0.44 | -12.4%      | 0.00072566 | -12.3% |          |  |                    |                  |
| 9/19/2016 | 763.038.846.8035 | \$130,160                    | 213.65 | 261,494.56 | \$0.00017058                          | -6.7%    | -79.9%   | 0.00000028 | -6.7%    | -78.1%   | 0.00034270 | 0.56%    | 57.54%   | \$609.22 | 0.0%          | \$0.50 | -6.3%       | 0.00082775 | -6.3%  |          |  |                    |                  |
| 9/18/2016 | 763.038.846.8035 | \$139,451                    | 228.91 | 260,043.12 | \$0.00018276                          | 0.4%     | -78.5%   | 0.00000030 | 0.0%     | -76.6%   | 0.00034080 | 0.54%    | 56.67%   | \$609.19 | 0.4%          | \$0.54 | 1.2%        | 0.00088323 | 0.8%   |          |  |                    |                  |
| 9/17/2016 | 763.038.846.8035 | \$138,896                    | 228.91 | 258,637.55 | \$0.00018203                          | 6.8%     | -78.6%   | 0.00000030 | 7.1%     | -76.6%   | 0.00033896 | 0.55%    | 55.82%   | \$606.77 | -0.3%         | \$0.53 | 6.3%        | 0.00087618 | 6.7%   |          |  |                    |                  |
| 9/16/2016 | 763.038.846.8035 | \$157,223                    | 251.80 | 257,223.02 | \$0.00017041                          | -10.0%   | -80.0%   | 0.00000028 | -9.7%    | -78.1%   | 0.00033710 | 0.58%    | 54.97%   | \$608.62 | -0.3%         | \$0.50 | -11.3%      | 0.00082146 | -11.0% |          |  |                    |                  |
| 9/15/2016 | 763.038.846.8035 | \$144,449                    | 236.54 | 256,742.10 | \$0.00018931                          | -3.1%    | -77.7%   | 0.00000031 | -3.1%    | -75.8%   | 0.00033516 | 0.57%    | 54.08%   | \$610.67 | 0.0%          | \$0.56 | -4.7%       | 0.00092255 | -4.7%  |          |  |                    |                  |
| 9/14/2016 | 763.038.846.8035 | \$149,125                    | 244.17 | 254,304.02 | \$0.00019544                          | -8.2%    | -77.0%   | 0.00000032 | -8.6%    | -75.0%   | 0.00033328 | 0.56%    | 53.21%   | \$610.74 | 0.4%          | \$0.59 | -7.0%       | 0.00096778 | -7.4%  |          |  |                    |                  |
| 9/13/2016 | 763.038.846.8035 | \$162,395                    | 267.06 | 252,900.12 | \$0.00021283                          | 0.3%     | -75.0%   | 0.00000035 | 0.0%     | -72.7%   | 0.00033144 | 0.59%    | 52.36%   | \$608.08 | 0.3%          | \$0.64 | -0.2%       | 0.0104541  | -0.5%  |          |  |                    |                  |
| 9/12/2016 | 763.038.846.8035 | \$161,857                    | 267.06 | 251,422.67 | \$0.00021212                          | -8.6%    | -75.0%   | 0.00000035 | -8.4%    | -72.7%   | 0.00032950 | 0.56%    | 51.47%   | \$606.06 | -3.4%         | \$0.64 | -11.0%      | 0.0105104  | -7.9%  |          |  |                    |                  |
| 9/11/2016 | 763.038.846.8035 | \$177,119                    | 282.32 | 250,019.47 | \$0.00023212                          | 0.5%     | -72.7%   | 0.00000037 | 0.0%     | -71.1%   | 0.00032766 | 0.58%    | 50.63%   | \$627.36 | 0.5%          | \$0.72 | 0.1%        | 0.0114411  | -0.3%  |          |  |                    |                  |
| 9/10/2016 | 763.038.846.8035 | \$176,266                    | 282.32 | 248,574.80 | \$0.00023100                          | 16.1%    | -72.8%   | 0.00000037 | 15.6%    | -71.1%   | 0.00032577 | 0.58%    | 49.76%   | \$624.34 | 0.4%          | \$0.72 | 17.1%       | 0.0114531  | 16.6%  |          |  |                    |                  |
| 9/9/2016  | 763.038.846.8035 | \$177,789                    | 284.17 | 247,148.23 | \$0.00019893                          | -14.3%   | -76.6%   | 0.00000032 | -13.5%   | -75.0%   | 0.00032390 | 0.58%    | 48.90%   | \$621.65 | -0.9%         | \$0.61 | -14.7%      | 0.00098253 | -13.9% |          |  |                    |                  |
| 9/8/2016  | 763.038.846.8035 | \$151,179                    | 244.17 | 245,712.40 | \$0.00023212                          | -2.5%    | -72.7%   | 0.00000037 | -5.1%    | -71.1%   | 0.00032202 | 0.59%    | 48.03%   | \$627.36 | 2.7%          | \$0.72 | -3.8%       | 0.0114111  | -6.4%  |          |  |                    |                  |
| 9/7/2016  | 763.038.846.8035 | \$181,738                    | 297.59 | 244,280.59 | \$0.00023818                          | -4.3%    | -72.0%   | 0.00000039 | -4.9%    | -69.5%   | 0.00032014 | 0.57%    | 47.17%   | \$610.71 | 0.6%          | \$0.74 | -5.0%       | 0.0121943  | -5.6%  |          |  |                    |                  |
| 9/6/2016  | 763.038.846.8035 | \$189,862                    | 312.85 | 242,886.87 | \$0.00024882                          | 0.7%     | -70.7%   | 0.00000041 | 0.0%     | -68.0%   | 0.00031832 | 0.58%    | 46.33%   | \$606.89 | 0.7%          | \$0.78 | -0.6%       | 0.0129236  | -1.3%  |          |  |                    |                  |
| 9/5/2016  | 763.038.846.8035 | \$188,534                    | 312.85 | 241,477.33 | \$0.00024708                          | -2.3%    | -70.9%   | 0.00000041 | -2.4%    | -68.0%   | 0.00031647 | 0.61%    | 45.48%   | \$602.64 | 1.1%          | \$0.79 | -1.3%       | 0.0130956  | -1.3%  |          |  |                    |                  |
| 9/4/2016  | 763.038.846.8035 | \$193,019                    | 320.48 | 240,015.52 | \$0.00025296                          | -4.3%    | -70.2%   | 0.00000042 | -8.7%    | -67.2%   | 0.00031455 | 0.60%    | 44.60%   | \$602.29 | 4.8%          | \$0.80 | -6.4%       | 0.0132696  | -10.7% |          |  |                    |                  |
| 9/3/2016  | 763.038.846.8035 | \$201,686                    | 351.00 | 238,587.76 | \$0.00026432                          | 2.5%     | -68.9%   | 0.00000046 | 2.2%     | -64.1%   | 0.00031268 | 0.60%    | 43.74%   | \$574.61 | 0.3%          | \$0.85 | 3.2%        | 0.0148669  | 3.0%   |          |  |                    |                  |
| 9/2/2016  | 763.038.846.8035 | \$196,795                    | 343.37 | 237,155.86 | \$0.00025791                          | -6.2%    | -69.7%   | 0.00000045 | -6.3%    | -64.8%   | 0.00031080 | 0.66%    | 42.88%   | \$573.13 | 0.1%          | \$0.83 | -6.6%       | 0.0144405  | -6.6%  |          |  |                    |                  |
| 9/1/2016  | 763.038.846.8035 | \$209,768                    | 366.26 | 235,597.54 | \$0.00027491                          | -4.3%    | -67.7%   | 0.00000048 | -4.0%    | -62.5%   | 0.00030876 | 0.68%    | 41.94%   | \$572.73 | -0.4%         | \$0.89 | -6.4%       | 0.0154636  | -6.0%  |          |  |                    |                  |
| 8/31/2016 | 763.038.846.8035 | \$219,286                    | 381.52 | 234,006.17 | \$0.00028739                          | 10.5%    | -66.2%   | 0.00000050 | 11.1%    | -60.9%   | 0.00030668 | 0.63%    | 40.98%   | \$574.77 | -0.6%         | \$0.95 | 10.8%       | 0.0164542  | 11.4%  |          |  |                    |                  |
| 8/30/2016 | 763.038.846.8035 | \$198,492                    | 343.37 | 232,549.60 | \$0.00026013                          | 7.7%     | -69.4%   | 0.00000045 | 7.1%     | -64.8%   | 0.00030476 | 0.58%    | 40.10%   | \$578.07 | 0.5%          | \$0.85 | 6.9%        | 0.0167849  | 6.3%   |          |  |                    |                  |
| 8/29/2016 | 763.038.846.8035 | \$184,256                    | 320.48 | 231,194.48 | \$0.00024148                          | -1.1%    | -71.6%   | 0.00000042 | -2.3%    | -67.2%   | 0.00030299 | 0.59%    | 39.29%   | \$574.94 | 0.3%          | \$0.80 | -3.1%       | 0.0173814  | -3.4%  |          |  |                    |                  |
| 8/28/2016 | 763.038.846.8035 | \$188,131                    | 328.11 | 229,835.74 | \$0.00024656                          | -10.6%   | -71.0%   | 0.00000043 | -10.4%   | -66.4%   | 0.00030121 | 0.64%    | 38.47%   | \$573.38 | -0.4%         | \$0.82 | -10.1%      | 0.0143817  | -9.7%  |          |  |                    |                  |
| 8/27/2016 | 763.038.846.8035 | \$210,907                    | 366.26 | 228,382.99 | \$0.00027640                          | -2.6%    | -67.5%   | 0.00000048 | -2.0%    | -62.5%   | 0.00029931 | 0.59%    | 37.59%   | \$575.84 | -0.6%         | \$0.92 | -4.6%       | 0.0159262  | -4.0%  |          |  |                    |                  |
| 8/26/2016 | 763.038.846.8035 | \$216,613                    | 373.89 | 227,048.77 | \$0.00028388                          | -8.5%    | -66.6%   | 0.00000049 | -9.3%    | -61.7%   | 0.00029756 | 0.59%    | 36.79%   | \$579.35 | 0.5%          | \$0.96 | -9.2%       | 0.0165939  | -6.7%  |          |  |                    |                  |
| 8/25/2016 | 763.038.846.8035 | \$237,424                    | 412.04 | 225,711.04 | \$0.00031116                          | -8.0%    | -63.4%   | 0.00000054 | -8.9%    | -57.8%   | 0.00029581 | 0.59%    | 35.98%   | \$576.22 | -1.2%         | \$1.06 | -7.6%       | 0.0183773  | -5.7%  |          |  |                    |                  |
| 8/24/2016 | 763.038.846.8035 | \$258,082                    | 442.56 | 224,378.56 | \$0.00033823                          | -9.5%    | -60.2%   | 0.00000058 | -9.4%    | -54.7%   | 0.00029406 | 0.60%    | 35.18%   | \$583.15 | -0.1%         | \$1.15 | -10.4%      | 0.0196483  | -10.3% |          |  |                    |                  |
| 8/23/2016 | 763.038.846.8035 | \$285,184                    | 488.34 | 223,036.58 | \$0.00037375                          | -8.0%    | -58.0%   | 0.00000064 | -8.6%    | -50.0%   | 0.00029230 | 0.60%    | 34.37%   | \$583.98 | 0.7%          | \$1.28 | -8.1%       | 0.0219036  | -8.8%  |          |  |                    |                  |
| 8/22/2016 | 763.038.846.8035 | \$309,847                    | 534.13 | 221,698.30 | \$0.00040607                          | -3.0%    | -52.2%   | 0.00000070 | -2.8%    | -45.3%   | 0.00029055 | 0.61%    | 33.57%   | \$580.10 | -0.2%         | \$1.39 | -3.5%       | 0.0240042  | -3.3%  |          |  |                    |                  |
| 8/21/2016 | 763.038.846.8035 | \$319,429                    | 549.39 | 220,363.75 | \$0.00041863                          | 2.9%     | -50.7%   | 0.00000072 | 2.9%     | -43.8%   | 0.00028880 |          |          |          |               |        |             |            |        |          |  |                    |                  |

| #            | Account                         | SPIES Balance on 7/15/16 | Share in SPIES equity      | SSTEEM balance            | TX   |
|--------------|---------------------------------|--------------------------|----------------------------|---------------------------|--|
| 1            | <a href="#">ostap-bender</a>    | 283,563.3690             | 0.764784699066027000000000 | 566,053,621.783475        | <a href="#">f2bb078b95c7a4bb740ab40674f6f33c909d9347</a> |
| 2            | <a href="#">cybermonetarist</a> | 27,131.8401              | 0.073175940316840000000000 | 54,161,002.559732         | <a href="#">852a111f5c9bef397ab8c14ba85fb1cedef7fc79</a> |
| 3            | <a href="#">emarfund877</a>     | 20,421.1607              | 0.055076899726524600000000 | 40,765,039.631256         | <a href="#">5e9c2372684137a6abba0416c36d0c9ff07d3d63</a> |
| 4            | <a href="#">k0nstantin</a>      | 20,394.8062              | 0.055005820311638900000000 | 40,712,430.367133         | <a href="#">b7d726df8c3cfb5395030b760c776d6480e7ef59</a> |
| 5            | <a href="#">hipster</a>         | 4,946.1241               | 0.013339946004667900000000 | 9,873,530.105348          | <a href="#">02dc619594e14c54b35d53d0a5d9b31022145f5d</a> |
| 6            | <a href="#">lpss</a>            | 3,998.2139               | 0.010783384416317600000000 | 7,981,296.973376          | <a href="#">c809f07fe8ac0095d2ee7ee1ccc7e08cc40e9eaa</a> |
| 7            | <a href="#">i1yatarutov</a>     | 3,935.8882               | 0.010615288861921100000000 | 7,856,881.438536          | <a href="#">4ee8124536ee3234b4bf2a9ee638fe103d2f0a9c</a> |
| 8            | <a href="#">satoshifund</a>     | 2,274.8861               | 0.006135482476222060000000 | 4,541,163.129043          | -  |
| 9            | <a href="#">honey-thief</a>     | 1,912.8080               | 0.005158939590152390000000 | 3,818,377.176131          | <a href="#">9b4d137e174e92f6212dfe8c1facb83a13b58742</a> |
| 10           | <a href="#">daniel315</a>       | 828.4536                 | 0.002234381116998810000000 | 1,653,772.003109          | <a href="#">e7492ec9ea013f997de9bdb13dc6d37ef552e96</a>  |
| 11           | <a href="#">qwerty62</a>        | 376.8360                 | 0.001016345686234410000000 | 752,245.903167            | <a href="#">f2d8f96f90f3d78cc853843352b852eb2ee2f8f2</a> |
| 12           | <a href="#">adsactlyfund1</a>   | 310.0000                 | 0.000836085625398492000000 | 618,826.837090            | <a href="#">a5a2e0e9e7689174f70c2970bfe759afee590c59</a> |
| 13           | <a href="#">riverb007</a>       | 168.3676                 | 0.000454095903686591000000 | 336,098.030247            | <a href="#">8788bb43e5f3ed805312783fe8c7cd8bf4d61809</a> |
| 14           | <a href="#">yahud770</a>        | 144.8787                 | 0.000390745156440066000000 | 289,209.121557            | <a href="#">ec53e62c7b3096e1bace1487c781ec91b0e1649f</a> |
| 15           | <a href="#">korneta-mb</a>      | 125.7789                 | 0.000339232033123982000000 | 251,081.802773            | <a href="#">bfef9fc1739e6a33cda8d7aa0658ab61bae0c2b1</a> |
| 16           | <a href="#">artcoin8</a>        | 88.4479                  | 0.000238548444473172000000 | 176,561.078078            | <a href="#">4e341c824ed9a8ffb8bcc9ea179be3990a82da7</a>  |
| 17           | <a href="#">forklog1</a>        | 65.3184                  | 0.000176167017142029000000 | 130,389.609277            | <a href="#">526e05eb09ac6cfded2d3a6d603b56291d2450c2</a> |
| 18           | <a href="#">rezident26</a>      | 50.0000                  | 0.000134852520225563000000 | 99,810.780176             | <a href="#">b2e28b74fb846d2b3cbf554680004aef006849ec</a> |
| 19           | <a href="#">pnc1</a>            | 11.0066                  | 0.000029685354982293700000 | 21,971.546662             | <a href="#">15741514ee6a347cd7b2b4e7202b63e74fbd2775</a> |
| 20           | <a href="#">liisi-k</a>         | 10.0000                  | 0.000026970504045112700000 | 19,962.156035             | <a href="#">7e5ac8ef13f576ea697effer25564eda03911011</a> |
| 21           | <a href="#">tnknt</a>           | 9.9851                   | 0.000026930317994085400000 | 19,932.412423             | <a href="#">4ef9ab06dcaa6ffdc521cbd37a7493382a345fc6</a> |
| 22           | <a href="#">preidman-2016</a>   | 5.6749                   | 0.000015305491340561000000 | 11,328.323928             | <a href="#">9c952e734086e9a958f892eb4e2a6c44b85caf79</a> |
| 23           | <a href="#">bts-vitalylov</a>   | 1.5681                   | 0.000004229244739314120000 | 3,130.265688              | <a href="#">bbfde80b8f001dc23f017512c3893953960de1c0</a> |
| 24           | <a href="#">allsuper1234</a>    | 0.0091                   | 0.000000024543158681052500 | 18.165562                 | <a href="#">dfbd161f6fb07fd2770e9c4bae67d25f56422dd8</a> |
| 25           | <a href="#">ar8173r</a>         | 0.0001                   | 0.000000000269705040451127 | 0.199622                  | <a href="#">74032dd0f45abf1c31461763dab38f1d5179c775</a> |
| 26           | liquidity fund                  | 0                        | 0                          | 22,891,165.404106         | -  |
| <b>Total</b> |                                 |                          |                            | <b>763,038,846.803530</b> |  |

Genesis block calculated at 15 Jul 2016 12:00:00 GMT

Steem price 1 STEEM = 0.00586854 BTC = \$3.89693058

VEST price 1 VEST = 0.00021753 STEEM

Balance of [satoshifund](#) Steem account: 763,038,846.803527 VESTS = 165,984.288 STEEM POWER = 974.0854335 BTC = \$646,829.25

Dividends paid in proportion 1,996.215604 SSTEEM per 1 SPIES

Calculations SPIES Shareholder balance in SSTEEM = (763,038,846.803527 VESTS - 3% fee for Liquidity Fund) x Share in SPIES equity

| #  | Account                           | Balance        | Orders / Fee pool | Total                 | %      | Valuation BTC      | Valuation USD   | Valuation STEEM   | Valuation SPIES    | Redeem TX  |
|----|-----------------------------------|----------------|-------------------|-----------------------|--------|--------------------|-----------------|-------------------|--------------------|--|
| 1  | <a href="#">ostap-bender</a>      | 387,514,712.00 |                   | 387,514,712.00        | 50.79% | 31.00117696        | \$28,587        | 188,996.94        | 12,107.0445        | <a href="#">b57519cd803974f647b7b9b2f5c14aaf553a6dad</a> |
| 3  | <a href="#">cyberfund</a>         | 89,269,455.00  |                   | 89,269,455.00         | 11.70% | 7.14155640         | \$6,585         | 43,538.10         | 2,789.0277         | <a href="#">0fee103d8982ede3fa6f1e83fa65153e369fa27</a>  |
| 4  | <a href="#">kOnstantin</a>        | 32,933,949.00  | 7,758,091.00      | 40,692,040.00         | 5.33%  | 3.25536320         | \$3,002         | 19,846.14         | 1,271.3332         | <a href="#">44d3296f17c2825350fc3d5866faf70c3a5ce99d</a> |
| 6  | <a href="#">cybermonetarist</a>   | 23,115,135.00  |                   | 23,115,135.00         | 3.03%  | 1.84921080         | \$1,705         | 11,273.61         | 722.1815           | <a href="#">e368e1beed0c6b76b5e598c1ab7503f67cb30778</a> |
| 8  | <a href="#">vv-svn</a>            | 19,109,043.00  |                   | 19,109,043.00         | 2.50%  | 1.52872344         | \$1,410         | 9,319.78          | 597.0200           | <a href="#">6fd76419eb19fa8c2367991a00d579fbad14fc2</a>  |
| 9  | <a href="#">emarfund877</a>       | 12,387,016.00  |                   | 12,387,016.00         | 1.62%  | 0.99096128         | \$914           | 6,041.34          | 387.0051           | <a href="#">1f9f40c775c7e909769fb28d58144f711abefec4</a> |
| 10 | <a href="#">lpss</a>              | 7,981,297.00   |                   | 7,981,297.00          | 1.05%  | 0.63850376         | \$589           | 3,892.60          | 249.3581           | <a href="#">f245d7349e51bed587cce2a1239a36d22cee6ea8</a> |
| 11 | <a href="#">ifyatarutov</a>       | 7,856,881.00   |                   | 7,856,881.00          | 1.03%  | 0.62855048         | \$580           | 3,831.92          | 245.4710           | <a href="#">aa091da8c32c4d93ef4b03e527d06e8c5ab0842</a>  |
| 12 | <a href="#">jur-trtkhn</a>        | 6,749,321.00   |                   | 6,749,321.00          | 0.88%  | 0.53994568         | \$498           | 3,291.75          | 210.8677           | <a href="#">e142078acf299bbcd47498b1f521847b159aeb8d</a> |
| 13 | <a href="#">vv-brbkh</a>          | 4,218,325.00   |                   | 4,218,325.00          | 0.55%  | 0.33746600         | \$311           | 2,057.34          | 131.7923           | <a href="#">54034ea776c5e900a34c9b341f02392318479c01</a> |
| 14 | <a href="#">jur-mrz</a>           | 2,332,228.00   |                   | 2,332,228.00          | 0.31%  | 0.18657824         | \$172           | 1,137.46          | 72.8653            | <a href="#">25542e81a4b32763282334d7511b5db0a0f5e16</a>  |
| 15 | <a href="#">mrn-grv</a>           | 2,236,050.00   |                   | 2,236,050.00          | 0.29%  | 0.17888400         | \$165           | 1,090.56          | 69.8605            | <a href="#">7b41cf6758c157b86b3ca40987be2f6d96d33726</a> |
| 16 | <a href="#">bgdn-snkp</a>         | 1,265,497.00   |                   | 1,265,497.00          | 0.17%  | 0.10123976         | \$93            | 617.20            | 39.5377            | <a href="#">bed61e084f4f9cc964bd40c2f63ab50cc70e5f03</a> |
| 17 | <a href="#">qwerty62</a>          | 752,246.00     |                   | 752,246.00            | 0.10%  | 0.06017968         | \$55            | 366.88            | 23.5023            | <a href="#">10663a498bb233635de3a83acfb423a271bb2c5</a>  |
| 18 | <a href="#">pnc1</a>              | 645,507.00     | 4,500             | 650,007.00            | 0.09%  | 0.05200056         | \$48            | 317.02            | 20.3080            | <a href="#">b03e40a76b4d2b098c0940c17f9638b288093ccc</a> |
| 19 | <a href="#">adsactlyfund1</a>     | 618,827.00     |                   | 618,827.00            | 0.08%  | 0.04950616         | \$46            | 301.81            | 19.3339            | <a href="#">8e9aef0cb79f153a200c7f1745fd4eb1dd7cd338</a> |
| 20 | <a href="#">riverb007</a>         | 336,098.00     |                   | 336,098.00            | 0.04%  | 0.02688784         | \$25            | 163.92            | 10.5006            | <a href="#">8dac9c0db07a6f921d8af37e986b8461993e5bc3</a> |
| 21 | <a href="#">korneta-mb</a>        | 251,082.00     |                   | 251,082.00            | 0.03%  | 0.02008656         | \$19            | 122.46            | 7.8445             | <a href="#">f40985a7f99eefcb4e1054a24c6b66c3ccda5d44</a> |
| 22 | <a href="#">artcoin8</a>          | 176,561.00     |                   | 176,561.00            | 0.02%  | 0.01412488         | \$13            | 86.11             | 5.5163             | <a href="#">789c621e9cc83ee8e845293f1a3b066a3ae728cd</a> |
| 23 | <a href="#">rezident26</a>        | 99,811.00      |                   | 99,811.00             | 0.01%  | 0.00798488         | \$7             | 48.68             | 3.1184             | <a href="#">12238bc79b267c82837567360eb6461b002c54b4</a> |
| 24 | <a href="#">jekon80</a>           | 95,818.00      |                   | 95,818.00             | 0.01%  | 0.00766544         | \$7             | 46.73             | 2.9936             | <a href="#">e2fc538b5cb27f2cd47120d9cfb2d39505deb616</a> |
| 25 | <a href="#">forklog1</a>          | 91,926.00      |                   | 91,926.00             | 0.01%  | 0.00735408         | \$7             | 44.83             | 2.8720             | <a href="#">b9216da3a02eb6e97960b215e3f31db3ffd0b212</a> |
| 26 | <a href="#">stephen-jos</a>       | 79,984.00      |                   | 79,984.00             | 0.01%  | 0.00639872         | \$6             | 39.01             | 2.4989             | <a href="#">cd58358c1c0d3637ecc2385c1089d78415bb202f</a> |
| 27 | <a href="#">lisi-k</a>            | 19,962.00      |                   | 19,962.00             | 0.00%  | 0.00159696         | \$1             | 9.74              | 0.6237             | <a href="#">163827e32b74478b75f523e85e09648ee8027e92</a> |
| 28 | <a href="#">tnknt</a>             | 19,932.00      |                   | 19,932.00             | 0.00%  | 0.00159456         | \$1             | 9.72              | 0.6227             | <a href="#">94012b2012d126ca6e10ebb4e28b9cf958cc9982</a> |
| 29 | <a href="#">preidman-2016</a>     | 11,328.00      |                   | 11,328.00             | 0.00%  | 0.00090624         | \$1             | 5.53              | 0.3539             | <a href="#">71e42534326a47c34a5fdee965c49cdc6be7edfd</a> |
| 30 | <a href="#">a-bot</a>             | 4,999.00       |                   | 4,999.00              | 0.00%  | 0.00039992         | \$0             | 2.44              | 0.1562             | <a href="#">51b750766ff41a36daf57c7b8928ec3faa80484b</a> |
| 31 | <a href="#">virtual-growth</a>    | 1,999          |                   | 1,999                 | 0.00%  | 0.00015992         | \$0             | 0.98              | 0.0625             | <a href="#">6534bbcb82e05021f27aca3eb5888b58d66da28</a>  |
| 32 | <a href="#">zdbz</a>              |                | 1,000             | 1,000                 | 0.00%  | 0.00008000         | \$0             | 0.49              | 0.0312             | <a href="#">8f49cf7945e2418d7eeac2d2e188eb61853085ac</a> |
| 33 | <a href="#">svetlin-tchakarov</a> | 826            |                   | 826                   | 0.00%  | 0.00006608         | \$0             | 0.40              | 0.0258             | <a href="#">869bbde07382f039815d04b888413a5dce14da1e</a> |
| 34 | <a href="#">allsuper1234</a>      | 18.17          |                   | 18.17                 | 0.00%  | 0.00000145         | \$0             | 0.01              | 0.0006             | <a href="#">b3a4eea444afc556ca50b2bbbc22441e0f54bdfb</a> |
| 35 | <a href="#">ar8173r</a>           | 0.1996         |                   | 0.1996                | 0.00%  | 0.00000002         | \$0             | 0.00              | 0.0001             | <a href="#">1408c92dc8b76e62137e4dd802141ce720ac3c7</a>  |
| 36 | <a href="#">satoshi-pie-trade</a> | 0.000001       |                   | 0.000001              | 0.00%  | 0.00000000         | \$0             | 0.00              |                    |  |
|    |                                   |                |                   | <b>763,038,847.89</b> |        | <b>61.04310783</b> | <b>\$56,289</b> | <b>372,145.90</b> | <b>23,839.4700</b> |  |