Average:				5.466666667	2.4	11.05333333	4.786666667	15.43833333	11.07778667	35.6494	23.13584	18.3866	11.75030667	52.94226667	60.35923288															6.052631579	5.142857143	5.642857143
Province Name	Supply point?	Water Province?	Starting Country	Number of Bordering Provinces	Number of Bordering Supply Points	Number of Provinces Bordering Adjacent Provinces	Number of Supply Points Bordering Adjacent Provinces	Province score	% Breakdown: Supply point	% Breakdown: Bordering Locations	% Breakdown: Bordering Supply Points	% Breakdown: Bordering Bordering Locations	% Breakdown: Bordering Bordering Supply Points			Supply point?	Number of Bordering Provinces	Number of Bordering Supply Points	Number of Provinces Bordering Adjacent Provinces	Number of Supply Points Bordering Adjacent Provinces									Average number of provinces bordering water tiles:	Average number of provinces bordering coastal tiles:	Average number of provinces bordering inland tiles:
NTH	1 N	Y	N	11	6	16	5	25.875	42.512	34.783	15.459	7.246	36.364	20.832		0	11	5	4	1.875										11	0	0
Rum	2 Y	C	N	7	4	12	7	22.625	17.68	30.939	26.519	13.26	11.602	42.859	43.75	4	7	6	3	2.625										0	7	0
Bul	3 Y	C	Austria	7	4	11	5	21.625	18.407	33.17	27.746	12.717	8.671	38.286	31.251	4	7	6	2.75	1.875										0	7	0
Mun	4 Y	N	Germany	7	2	16	8	21	19.046	33.333	14.286	19.048	14.286	57.145	100	4	7	3	4	3										0	0	7
Bul	5 Y	C	N	6	4	11	5	20.625	19.394	29.091	29.091	13.333	9.091	45.832	31.25	4	6	6	2.75	1.875										0	6	0
Ser	6 Y	N	N	6	4	11	4	20.25	19.753	29.63	29.63	13.58	7.407	45.832	24.998	4	6	6	2.75	1.5										0	0	6
ENG	7 N	Y	N	8	3	18	8	20	0	40	22.5	22.5	15	56.25	66.667	0	8	4.5	4.5	3										8	0	0
Kie	8 Y	C	Germany	6	4	11	3	19.875	20.126	30.189	30.189	13.836	5.66	45.831	18.749	4	6	6	2.75	1.125										0	6	0
Ney	9 Y	C	N	7	2	14	6	19.75	20.253	35.443	15.19	17.722	11.392	50.001	74.997	4	7	3	3.5	2.25										0	7	0
Bel	10 Y	C	N	6	1	17	9	19.125	20.915	31.373	7.843	22.222	17.647	70.832	225.003	4	6	1.5	4.25	3.375										0	6	0
Dan	10 Y	C	N	6	2	14	7	19.125	20.915	31.373	15.686	18.301	13.725	58.334	87.498	4	6	3	3.5	2.625										0	6	0
CON	10 N	Y	N	9	3	12	7	19.125	0	47.059	23.529	15.686	13.725	33.333	58.332	0	9	4.5	3	2.625										9	0	0
Ven	11 Y	C	Italy	7	2	11	6	19	21.053	36.842	15.789	14.474	11.842	39.287	75.002	4	7	3	2.75	2.25										0	7	0
MAO	12 N	Y	N	9	3	14	5	18.875	0	47.682	23.841	18.543	9.934	38.889	41.668	0	9	4.5	3.5	1.875										9	0	0
Bud	13 Y	N	Austria	5	3	12	5	18.375	21.769	27.211	24.49	16.327	10.204	60.001	41.666	4	5	4.5	3	1.875										0	0	5
Gal	13 N	N	N	7	4	11	7	18.375	0	38.095	32.653	14.966	14.286	39.286	43.751	0	7	6	2.75	2.625										0	0	7
BAL	14 N	Y	N	7	4	12	6	18.25	0	38.356	32.877	16.438	12.329	42.856	37.5	0	7	6	3	2.25										7	0	0
Bur	15 N	N	N	7	4	13	5	18.125	0	38.621	33.103	17.931	10.345	46.428	31.251	0	7	6	3.25	1.875										0	0	7
Tyr	16 N	N	N	6	4	15	6	18	0	33.333	33.333	20.833	12.5	62.5	37.5	0	6	6	3.75	2.25										0	0	6
Sev	17 Y	C	Russia	5	2	11	8	17.75	22.535	28.169	16.901	15.493	16.901	55	100	4	5	3	2.75	3										0	5	0
BLA	18 N	Y	N	6	5	9	5	17.625	0	34.943	42.553	12.766	10.638	37.5	24.999	0	6	7.5	2.25	1.875										6	0	0
Gre	18 Y	C	N	5	2	12	7	17.625	22.695	28.369	17.021	17.021	14.894	59.999	87.504	4	5	3	3	2.625										0	5	0
Hol	19 Y	C	N	5	2	13	6	17.5	22.857	28.571	17.143	18.571	12.857	64.999	74.999	4	5	3	3.25	2.25										0	5	0
Con	20 Y	C	Turkey	5	3	8	4	17	23.529	29.412	26.471	11.765	8.824	40.001	33.335	4	5	4.5	2	1.5										0	5	0
AEG	21 N	Y	N	6	4	12	5	16.875	0	35.556	35.556	17.778	11.111	50	31.249	0	6	6	3	1.875										6	0	0
Spa	21 Y	C	N	6	2	11	3	16.875	23.704	35.556	17.778	16.296	6.667	45.832	37.501	4	6	3	2.75	1.125										0	6	0
Mar	22 Y	C	France	5	1	13	7	16.375	24.427	30.534	9.16	19.847	6.031	65	175.011	4	5	1.5	3.25	2.625										0	5	0
Mos	22 Y	N	Russia	5	3	10	1	16.375	24.427	30.534	27.481	15.267	2.29	50	8.333	4	5	4.5	2.5	0.375										0	0	5
Stp	22 Y	C	Russia	5	2	9	3	16.375	24.427	30.641	18.321	13.74	6.87	37.499	37.498	4	5	3	2.25	1.125										0	5	0
Swe	22 Y	C	N	6	2	9	3	16.375	24.427	30.641	18.321	13.74	6.87	37.499	37.498	4	6	3	2.25	1.125										0	6	0
Vie	22 Y	N	Austria	5	2	10	5	16.375	24.427	30.534	18.321	15.267	11.45	50	62.497	4	5	3	2.5	1.875										0	0	5
Ber	23 Y	C	Germany	5	2	11	4	16.25	24.615	30.769	18.462	16.923	9.231	55	50	4	5	3	2.75	1.5										0	5	0
Kiev	23 Y	N	Russia	5	1	10	5	16.25	24.615	36.923	9.231	15.385	13.846	41.668	149.995	4	5	1.5	2.5	2.25										0	0	5
TYS	24 N	Y	N	7	3	12	4	16	0	43.75	28.125	18.75	9.375	42.857	33.333	0	7	4.5	3	1.5										7	0	0
Ulm	25 N	N	Holland	5	4	12	4	15.625	25.337	31.746	31.746	19.048	9.524	60.001	24.999	0	5	6	3	2.25										0	0	5
Ruh	26 N	N	N	5	4	12	4	15.5	0	32.258	38.71	19.355	9.677	60.001	24.999	0	5	6	3	1.5										0	0	5
Ukr	27 N	N	N	5	4	11	4	15.25	0	32.787	39.344	18.033	9.836	55	25	0	5	6	2.75	1.5										0	0	5
Alb	28 N	C	N	5	3	12	7	15.125	0	33.058	29.752	19.835	17.355	60.001	58.332	0	5	4.5	3	2.625										0	5	0
Bre	28 Y	C	France	5	1	11	5	15.125	26.446	33.058	9.917	18.182	12.397	55	125.008	4	5	1.5	2.75	1.875										0	5	0
NWG	28 N	Y	N	6	2	14	7	15.125	0	39.669	19.835	23.14	17.355	58.333	87.497	0	6	3	3.5	2.625										6	0	0
Smy	29 Y	C	Turkey	6	2	5	2	15	26.667	40	20	8.333	5	20.833	25	4	6	3	1.25	0.75										0	6	0
Lon	30 N	C	N	6	3	10	5	14.875	0	40.336	30.252	16.807	12.605	41.667	41.667	0	6	4.5	2.5	1.875										0	6	0
Rom	31 Y	C	Italy	5	2	8	2	14.75	27.119	33.898	20.339	13.559	5.085	39.999	25.001	4	5	3	2	0.75										0	5	0
Sil	31 N	N	N	6	3	11	4	14.75	0	40.678	30.508	18.644	10.169	45.833	33.332	0	6	4.5	2.75	1.5										0	0	6
Gas	32 N	C	N	6	3	11	2	14	0	42.857	32.143	19.643	5.357	45.834	16.666	0	6	4.5	2.75	0.75										0	6	0
SKG	32 N	Y	N	4	3	13	6	14	0	28.571	32.143	23.214	16.071	81.25	49.998	0	4	4.5	3.25	2.25										4	0	0
ADR	33 N	Y	N	5	2	13	7	13.875	0	36.036	21.622	23.423	18.919	64.999	87.499	0	5	3	3.25	2.625										5	0	0
Ion	33 Y	C	England	4	2	13	7	13.875	29.825	36.842	0	23.423	18.919	81.249	N/A	4	4	3	3.25	2.625										0	4	0
WES	33 N	Y	N	6	2	12	5	13.875	0	43.243	21.622	21.622	13.514	50.001	62.501	0	6	3	3	1.875										6	0	0
Yor	34 N	C	N	5	3	11	4	13.75	0	36.364	32.727	20	10.909	54.999	33.333	0	5	4.5	2.75	1.5										0	5	0
Ank	35 Y	C	Turkey	4	2	6	3	13.625	29.358	29.358	22.018	11.009	8.257	37.499	37.501	4	4	3	1.5	1.125										0	4	0
Boh	36 N	N	N	5	2	12	6	13.25	0	37.736	22.642	22.642	16.981	60.001	74.998	0	5	3	3	2.25										0	0	5
Apu	37 N	C	N	5	3	10	3	13.125	0	38.095	34.286	19.048	8.571	50.001	24.999	0	5	4.5	2.5	1.125										0	5	0
Ion	37 Y	C	England	5	1	5	1	13.125	30.476	46.154	7.692	9.524	2.857	25.000	25.000	4	5	1.5	1.25	0.375										0	5	0
Nap	37 Y	C	Italy	4	1	10	3	13.125	30.476	30.476	11.429	19.048	8.571	62.502	74.993	4	4	1.5	2.5	1.125										0	4	0
Pic	37 N	C	N	5	3	10	3	13.125	0	38.095	34.286	19.048	8.571	50.001	24.999	0	5	4.5	2.5	1.125										0	5	0
LYO	38 N	Y	N	6	2	10	4	13	0	46.154	23.077	19.231	11.538	41.667	49.998	0	6	3	2.5	1.5										6	0	0
Par	38 Y	N	France	4	1	8	4	13	30.769	30.769	11.538	15.385	11.538	50.002	100	4	4	1.5	2	1.5										0	0	4
HEL	39 N	Y	N	4	2	13	7	12.875	0	31.068	23.301	25.243	20.388	81.251	87.498	0	4	3	3.25	2.625										4	0	0
Pie	39 N	C	N	5	2	12	5	12.875	0	38.835	23.301	23.301	14.563	60	62.499	0	5	3	3	1.875										0	5	0
Arm	40 N	C	N	5	3	7	4	12.75	0	39.216	35.294	13.725	11.765	34.998	33.334	0	5	4.5	1.75	1.5										0	5	0
Pru	40 N	C	N	5	2	10	6	12.75	0	39.216	23.529	19.608	17.647	50	75.001	0	5	3	2.5	2.25										0	5	0
BOT	41 N	Y	N	5	2	9	6	12.5	0	40	24	18	18	45	75	0	5	3	2.25	2.25										5	0	0
Tun	41 Y	C	N	4	0	12	4	12.5	32	32	0	24	12	75	N/A	4	4	0	3	1.5										0	4	0
Tus	42 N	C	N	5	2	10	5	12.375	0	40.404	24.242	20.202	15.152	50	62.503	0	5	3	2.5	1.875										0	5	0
Ifri	43 N	Y	N	5	1	14	6	12.25	0	40.816	12.245	28.571	18.367	70	149.996	0	5	1.5	3.5	2.25										5	0	0
Wal	44 N	C	N	5	2	8	3	11.125	0	44.944	26.966	17.978	10.112	40.001	37.499	0	5	3	2	1.125										0	5	0
Fin	45 N	C	N	4	3	7	2	11	0	36.364	40.909	15.909	6.818	43.749	16.666	0	4	4.5	1.75	0.75										0	4	0
Por	46 Y	C	N	2	1	10	2	10.75	37.209	18.605	13.953	23.256	6.977	124.999	50.004	4	2	1.5	2.5	0.75										0	2	0
NAO	47 N	Y	N	4	1	13	5	10.625	0	37.647	14.118	30.588	17.647	81.25	124.996	0	4	1.5	3.25	1.875										4	0	0
EAS	48 N	Y	N	4	1	11	6	10.5	0	38.095	14.286	26.19	21.429	68.749	150	0	4	1.5	2.75	2.25										4	0	0
BAR	49 N	Y	N	3	2	10	3	9.625	0	31.169	31.169	25.974	11.688	83.333	37.499	0	3	3	2.5	1.125										3	0	0
Cly	50 N	C	N	4	2	6	0	8.5	0	47.059	35.294	17.647	0	37.5	0	0	4	3	1.5	0										0	4	0
Nef	51 N	C	N	3	1	10	3	8.125	0	36.923	18.462	30.769	13.846	83.333	74.997	0	3	1.5	2.5	1.125										0	3	0
Syr	52 N	C	N	3	1	6	3	7.125	0	42.105	21.053	21.053	15.789	50.001	74.996	0	3	1.5	1.5	1.125										0	3	0

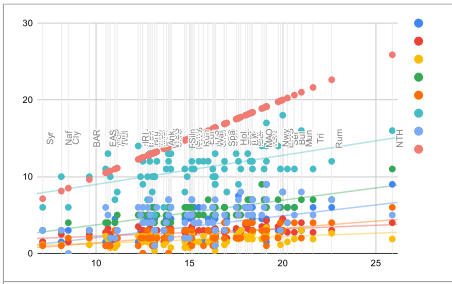
30
20
10
0
10
15
20
25
Syr
Nar
Cly
BAR
EAS
Hol
Bel
Ven
Bud
Ank
Sev
Mun
Tri
Rum
NTH

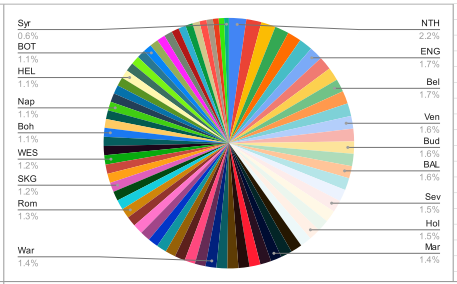
Syr
0.6%
BOT
1.1%
HEL
1.1%
Nap
1.1%
Boh
1.1%
WES
1.2%
SKG
1.2%
Rom
1.3%
War
1.4%
NTH
2.2%
ENG
1.7%
Bel
1.7%
Ven
1.6%
Bud
1.6%
BAL
1.6%
Sev
1.5%
Hol
1.5%
Mar
1.4%

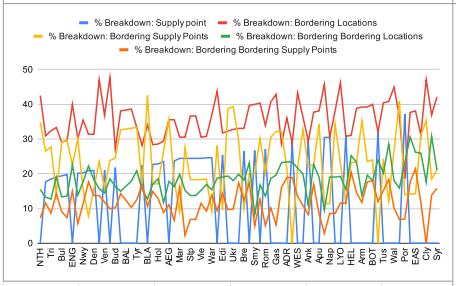
% Breakdown: Supply point
% Breakdown: Bordering Locations
% Breakdown: Bordering Supply Points
% Breakdown: Bordering Bordering Locations
% Breakdown: Bordering Bordering Supply Points
50
40
30
20
10
0
NTH
Tri
Bul
ENG
Nwy
Den
Ven
Bud
BAL
Tyr
BLA
Hol
AEG
Mar
Stp
Vie
War
Edi
Ukr
Bre
Smy
Rom
Gas
ADR
WES
Ank
Apu
Nap
LYO
HEL
Arm
BOT
Tus
Wal
Por
EAS
Cly
Syr

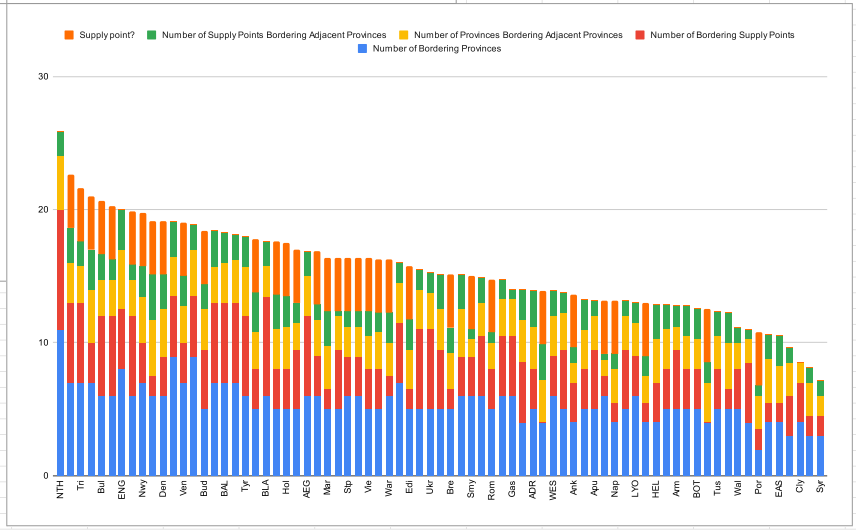
Supply point?
Number of Supply Points Bordering Adjacent Provinces
Number of Provinces Bordering Adjacent Provinces
Number of Bordering Supply Points
Number of Bordering Provinces
30
20
10
0
NTH
Tri
Bul
ENG
Nwy
Den
Ven
Bud
BAL
Tyr
BLA
Hol
AEG
Mar
Stp
Vie
War
Edi
Ukr
Bre
Smy
Rom
Gas
ADR
WES
Ank
Apu
Nap
LYO
HEL
Arm
BOT
Tus
Wal
Por
EAS
Cly
Syr