









Electricity	0.0008	ton CO2/kW.h	Consumer Power customers, substitute
2022	Total		0.00002 at Cell D1
Month	(kW.h)	(ton CO2)	
Jan		0.00	
Feb		0.00	
Mar		0.00	
Apr		0.00	
May		0.00	
Jun		0.00	
Jul		0.00	
Aug		0.00	
Sep		0.00	
Oct		0.00	
Nov		0.00	
Dec		0.00	
Year	0	0.00	




























Fossil Gas		0.005	ton CO2/Therm
2022	Total		
Month	(Therm)	(ton CO2)	
Jan		0.00	
Feb		0.00	
Mar		0.00	
Apr		0.00	
May		0.00	
Jun		0.00	
Jul		0.00	
Aug		0.00	
Sep		0.00	
Oct		0.00	
Nov		0.00	
Dec		0.00	
Year	0	0.00	
























Flights		Flight Emissions this Month				
2023						
Month	(ton CO2)	(lbs)				
Jan	0.00					Jan
Feb	0.00					Feb
Mar	0.00					Mar
Apr	0.00					Apr
May	0.00					May
Jun	0.00					Jun
Jul	0.00					Jul
Aug	0.00					Aug
Sep	0.00					Sep
Oct	0.00					Oct
Nov	0.00					Nov
Dec	0.00					Dec
Year	0.0					





























2023								Carbon Emissions (ton)		Carbon Cost
Month	Gasoline	Diesel	Electricity	Fossil Gas	Flights	Total	(\$)	Carbon cost @ \$	per ton	
Jan	0.00	0.00	0.00	0.00	0.00	0.00	0.00			
Feb	0.00	0.00	0.00	0.00	0.00	0.00	0.00			
Mar	0.00	0.00	0.00	0.00	0.00	0.00	0.00			
Apr	0.00	0.00	0.00	0.00	0.00	0.00	0.00			
May	0.00	0.00	0.00	0.00	0.00	0.00	0.00			
Jun	0.00	0.00	0.00	0.00	0.00	0.00	0.00			
Jul	0.00	0.00	0.00	0.00	0.00	0.00	0.00			
Aug	0.00	0.00	0.00	0.00	0.00	0.00	0.00			
Sep	0.00	0.00	0.00	0.00	0.00	0.00	0.00			
Oct	0.00	0.00	0.00	0.00	0.00	0.00	0.00			
Nov	0.00	0.00	0.00	0.00	0.00	0.00	0.00			
Dec	0.00	0.00	0.00	0.00	0.00	0.00	0.00			
Year	0.00	0.00	0.00	0.00	0.00	0.00	0.00			

Insert YOUR value for the \$/ton cost of carbon emissions.
 The document <link> may help in assigning that value.

