

| | Swashbuckler | Bottle Thrower | Jugger | Pistolier | Cannon Skele | Gibbet Skeleton | Ghost Beard | Total Points Per Act | Est. Pts Per Act | Conf. Pts Per Act | My Conf. PA Pts | Difference | Search |
|-------------------------------|--------------|----------------|--------|-----------|--------------|-----------------|-------------|----------------------|------------------|-------------------|-----------------|------------|--------|
| Act 1, Pl. 1 (Below Deck) | 11 | 0 | 0 | 0 | 0 | 0 | 0 | 14000 | 14000 | 14000 | 14000 | 0 | Search |
| Act 1, Pl. 2 (Below Deck) | 8 | 8 | 0 | 0 | 0 | 0 | 0 | 8500 | 8500 | 8500 | 8500 | 0 | Search |
| Act 2, Pl. 1 (Pirate Banquet) | 11 | 15 | 2 | 0 | 0 | 0 | 0 | 14500 | 38000 | 18000 | 38000 | 0 | Search |
| Act 2, Pl. 2 (Pirate Banquet) | 9 | 8 | 3 | 0 | 0 | 0 | 0 | 10000 | 10000 | 10000 | 10000 | 0 | Search |
| Act 3 (Stripy Ship) | 13 | 2 | 2 | 9 | 2 | 0 | 0 | 15000 | 23000 | 23000 | 23000 | 0 | Search |
| Act 4, Pl. 1 Port Plunder | 6 | 0 | 2 | 19 | 0 | 0 | 0 | 13500 | 80000 | 80000 | 80000 | 0 | Search |
| Act 4, Pl. 2 | 7 | 0 | 2 | 18 | 0 | 0 | 0 | 13500 | 80000 | 80000 | 80000 | 0 | Search |
| Act 5, Pl. 1 Jungle | 6 | 6 | 2 | 3 | 0 | 5 | 0 | 10500 | 104000 | 104000 | 104000 | 0 | Search |
| Act 5, Pl. 2 | 0 | 4 | 2 | 13 | 0 | 1 | 0 | 10500 | 104000 | 104000 | 104000 | 0 | Search |
| Cave, Pl 1 | 0 | 0 | 0 | 0 | 0 | 0 | 0 | 11500 | 11500 | 11500 | 11500 | 0 | Search |
| Cave, Pl 2 | 5 | 6 | 0 | 0 | 0 | 1 | 0 | 6500 | 6500 | 6500 | 6500 | 0 | Search |
| Cave, Pl 3 | 0 | 2 | 0 | 0 | 0 | 0 | 0 | 1000 | 1000 | 1000 | 1000 | 0 | Search |
| Act 7 | 16 | 3 | 1 | 3 | 0 | 0 | 0 | 11500 | 123000 | 123000 | 123000 | 0 | Search |
| Act 8 (boss) | 46 | 1 | 1 | 5 | 2 | 0 | 1 | 34500 | 157500 | 157500 | 157500 | 0 | Search |
| Pl. Value | 500 | 500 | 500 | 500 | 1000 | 1000 | 6000 | Total Pts. Possible: | 157500 | | | | |
| Total Amt. | 139 | 55 | 17 | 70 | 4 | 7 | 1 | | 142000 | | | | |
| Total Point Value | 69500 | 27500 | 8500 | 35000 | 4000 | 7000 | 6000 | Looking for 5 | 15500 | | | | |

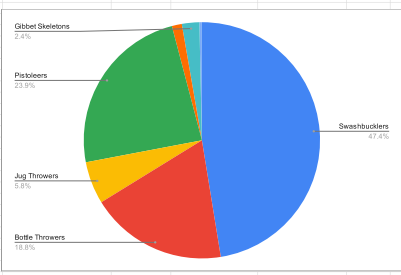
If the cell is filled with this color it means the number has been verified either by a solo video or in-game
 If the cell is filled with this color it means I attempted to guess from memory what the number is and it still need to be verified.

28000 before bar fight

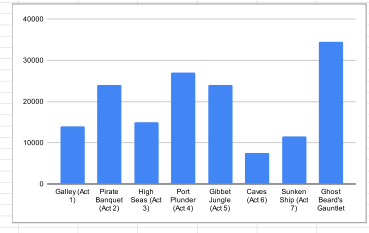
yeah GT

Graph Data

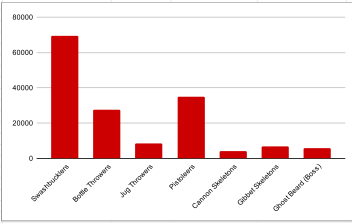
| | | |
|------------------------|-------|-------|
| Swashbucklers | 139 | 69500 |
| Bottle Throwers | 55 | 27500 |
| Jug Throwers | 17 | 8500 |
| Pistoliers | 70 | 35000 |
| Cannon Skeletons | 4 | 4000 |
| Gibbet Skeletons | 7 | 7000 |
| Ghost Beard (Boss) | 1 | 6000 |
| | 293 | |
| Galley (Act 1) | 14000 | |
| Pirate Banquet (Act 2) | 24000 | |
| High Seas (Act 3) | 15000 | |
| Port Plunder (Act 4) | 27000 | |
| Gibbet Jungle (Act 5) | 24000 | |
| Caves (Act 6) | 7500 | |
| Sunken Ship (Act 7) | 11500 | |
| Ghost Beard's Gauntlet | 34500 | |



Points Per Act



Point Distribution By Enemies



| Crescendo | Rank | Lost Skulls | Rank | | | | |
|-----------|------|---------------|----------|--|--|--|--|
| 4737 | S+ | 160000 | S | | | | |
| 4733 | S+ | 158748 | S | | | | |
| 4653 | S+ | 155000 | S | | | | |
| 4611 | S+ | 154498 | S | | | | |
| 4605 | S+ | 153000 | S | | | | |
| 4603 | S+ | 152980 | S | | | | |
| 4589 | S+ | 151404 | S | | | | |
| 4584 | S+ | 150498 | S | | | | |
| 4578 | S+ | 150000 | S | | | | |
| 4534 | S+ | 148996 | S | | | | |
| 4512 | S+ | 148500 | S | | | | |
| 4508 | S+ | 147750 | S | | | | |
| 4507 | S+ | 146000 | S | | | | |
| 4502 | S+ | 144498 | S | | | | |
| 4501 | S+ | 144496 | S | | | | |
| 4501 | S+ | 143990 | S | | | | |
| 4498 | S+ | 143749 | S | | | | |
| 4496 | S+ | 143500 | S | | | | |
| 4492 | S+ | 143000 | S | | | | |
| 4478 | S+ | 142996 | S | | | | |
| 4470 | S+ | 142832 | S | | | | |
| 4466 | S+ | 142496 | S | | | | |
| 4465 | S+ | 142000 | S | | | | |
| 4463 | S+ | 141998 | A | | | | |
| 4452 | S+ | 141998 | A | | | | |
| 4448 | S+ | 141496 | A | | | | |
| 4438 | S+ | 140162 | A | | | | |
| 4431 | S+ | 139750 | A | | | | |
| 4404 | S+ | 139000 | A | | | | |
| 4402 | S+ | 131489 | A | | | | |
| 4400 | S+ | 130000 | A | | | | |
| 4393 | S+ | 128500 | A | | | | |
| 4377 | S+ | 124580 | A | | | | |
| 4371 | S+ | 119500 | B | | | | |
| 4370 | S+ | 110996 | B | | | | |
| 4368 | S+ | 107246 | B | | | | |
| 4359 | S+ | 80500 | C | | | | |
| 4359 | S+ | 34500 | C | | | | |
| 4352 | S+ | 30998 | C | | | | |
| 4350 | S+ | 25000 | C | | | | |
| 4350 | S+ | 19500 | C | | | | |
| 4343 | S+ | 8000 | C | | | | |
| 4335 | S+ | | | | | | |
| 4318 | S+ | | | | | | |
| 4318 | S+ | | | | | | |
| 4314 | S+ | | | | | | |
| 4305 | S+ | | | | | | |
| 4305 | S+ | | | | | | |
| 4303 | S+ | | | | | | |
| 4302 | S+ | | | | | | |
| 4288 | S+ | | | | | | |
| 4281 | S+ | | | | | | |
| 4275 | S+ | | | | | | |
| 4267 | S+ | | | | | | |
| 4264 | S+ | | | | | | |
| 4262 | S+ | | | | | | |
| 4259 | S+ | | | | | | |
| 4256 | S+ | | | | | | |
| 4252 | S+ | | | | | | |
| 4250 | S+ | | | | | | |
| 4249 | S+ | | | | | | |
| 4239 | S+ | | | | | | |
| 4229 | S+ | | | | | | |
| 4226 | S+ | | | | | | |

If you would like to contribute values to improve the accuracy of this list contact @rocko on rec.net with scoreboard pictures

Crescendo Point Gap **Lost Skulls Point Gap**

S+ and S 3 2

S and A 161

A and B 193

B and C 2127

| | | | | | | | | | |
|------|---|--|--|--|--|--|--|--|--|
| 2259 | A | | | | | | | | |
| 2252 | A | | | | | | | | |
| 2227 | A | | | | | | | | |
| 2218 | A | | | | | | | | |
| 2025 | B | | | | | | | | |
| 1991 | B | | | | | | | | |
| 1890 | B | | | | | | | | |
| 1880 | B | | | | | | | | |
| 1792 | B | | | | | | | | |
| 1768 | B | | | | | | | | |
| 1753 | B | | | | | | | | |
| 1288 | B | | | | | | | | |
| 1241 | B | | | | | | | | |
| 1144 | C | | | | | | | | |
| 985 | C | | | | | | | | |
| 615 | C | | | | | | | | |
| 490 | C | | | | | | | | |
| 359 | C | | | | | | | | |