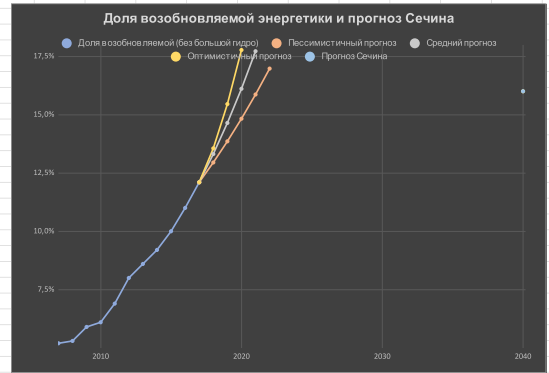


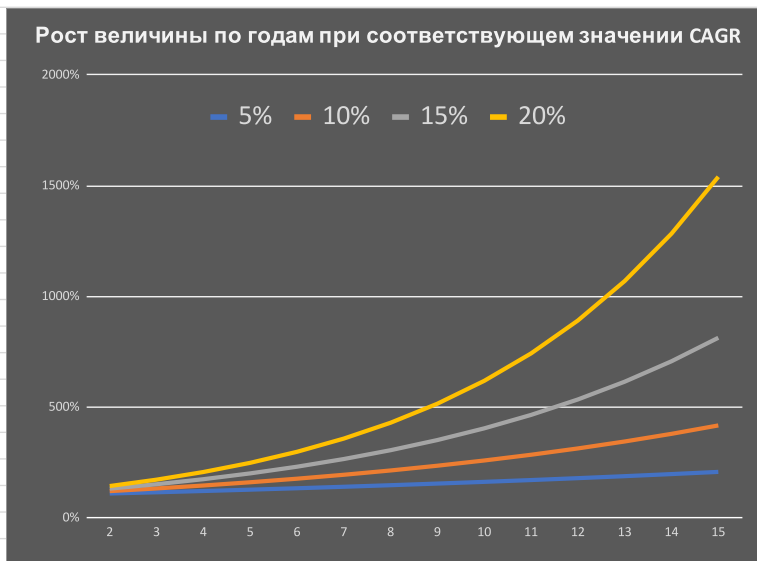
Год	Доля возобновляемой (без большой гидро)	Пессимистичный прогноз	Средний прогноз	Оптимистичный прогноз	Прогноз Сечина
2007	5,2%				
2008	5,3%				
2009	5,9%				
2010	6,1%				
2011	6,9%				
2012	8,0%				
2013	8,6%				
2014	9,2%				
2015	10,0%				
2016	11,0%				
2017	12,1%				
2018		12,1%	12,1%	12,1%	
2019		12,9%	13,3%	13,6%	
2020		13,9%	14,6%	15,4%	
2021		14,8%	16,1%	17,8%	
2022		17,0%			
2023					
2024					
2025					
2026					
2027					
2028					
2029					
2030					
2031					
2032					
2033					
2034					
2035					
2036					
2037					
2038					
2039					
2040				16,0%	16,0%



Year	Renewables consumption in World	N	CAGR'1965	CAGR'10Y	CAGR'5Y			
1965	17,9852321	0						
1966	19,8060069	1						
1967	19,98657074	2	5,42%					
1968	22,1200451	3	7,14%					
1969	23,25796438	4	6,64%					
1970	25,69319599	5	7,39%		7,39%			
1971	27,87916846	6	7,58%		7,08%			
1972	29,87710082	7	7,52%		8,37%			
1973	32,08492382	8	7,50%		7,72%			
1974	33,95881358	9	7,32%		7,86%			
1975	34,48367863	10	6,73%	6,73%	6,06%			
1976	38,46095587	11	7,15%	6,86%	6,65%			
1977	40,56255723	12	7,01%	7,33%	6,31%			
1978	42,97047784	13	6,93%	6,87%	6,02%			
1979	46,17532882	14	6,97%	7,10%	6,34%			
1980	49,39586385	15	6,97%	6,75%	7,45%			
1981	53,16504248	16	7,01%	6,67%	6,69%			
1982	61,38905642	17	7,49%	7,47%	8,64%			
1983	68,05372769	18	7,67%	7,81%	9,63%			
1984	76,06028497	19	7,88%	8,40%	10,50%			
1985	77,86819886	20	7,60%	8,49%	9,53%			
1986	85,73314796	21	7,72%	8,35%	10,03%			
1987	91,84883414	22	7,69%	8,52%	8,39%			
1988	94,62250303	23	7,49%	8,21%	6,81%			
1989	106,9463128	24	7,71%	8,76%	7,05%			
1990	120,5610951	25	7,91%	9,33%	9,14%			
1991	126,0891556	26	7,78%	9,02%	8,02%			
1992	135,6444219	27	7,77%	8,25%	8,11%			
1993	141,0799412	28	7,63%	7,56%	8,32%			
1994	147,6374267	29	7,53%	6,86%	6,66%			
1995	154,6221114	30	7,43%	7,10%	5,10%			
1996	159,722737	31	7,30%	6,42%	4,84%			
1997	173,8411265	32	7,35%	6,59%	5,09%			
1998	185,3243884	33	7,32%	6,95%	5,61%			
1999	199,3306873	34	7,33%	6,42%	6,19%			
2000	217,9987254	35	7,39%	6,10%	7,11%			
2001	231,0285352	36	7,35%	6,24%	7,66%			
2002	259,9603099	37	7,49%	6,72%	8,38%			
2003	282,5652593	38	7,52%	7,19%	8,80%			
2004	322,676701	39	7,68%	8,13%	10,11%			
2005	363,0871655	40	7,80%	8,91%	10,74%			
2006	410,4645483	41	7,93%	9,90%	12,18%			
2007	473,2939474	42	8,10%	10,53%	12,73%			
2008	548,2405904	43	8,27%	11,46%	14,17%			
2009	636,3275756	44	8,44%	12,31%	14,55%			
2010	754,1491148	45	8,66%	13,21%	15,74%			
2011	899,7307102	46	8,88%	14,56%	17,00%			
2012	1055,423488	47	9,05%	15,04%	17,40%			
2013	1248,420966	48	9,24%	16,02%	17,89%			
2014	1412,101125	49	9,31%	15,91%	17,28%			
2015	1628,58997	50	9,43%	16,19%	16,65%			
2016	1841,875013	51	9,50%	16,20%	15,41%			
2017	2166,483071	52	9,65%	16,43%	15,47%			
2018	2480,389654	53	9,74%	16,29%	14,72%			
				1697	1442	1465	2035	2429
				0,68	0,58	0,59	0,82	0,98
				32%	42%	41%	18%	2%

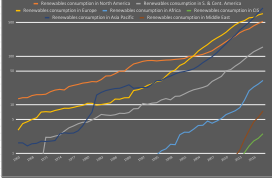


Годы	5%	10%	15%	20%
2	110%	121%	132%	144%
3	116%	133%	152%	173%
4	122%	146%	175%	207%
5	128%	161%	201%	249%
6	134%	177%	231%	299%
7	141%	195%	266%	358%
8	148%	214%	306%	430%
9	155%	236%	352%	516%
10	163%	259%	405%	619%
11	171%	285%	465%	743%
12	180%	314%	535%	892%
13	189%	345%	615%	1070%
14	198%	380%	708%	1284%
15	208%	418%	814%	1541%
16	218%	459%	936%	1849%
17	229%	505%	1076%	2219%
18	241%	556%	1238%	2662%
19	253%	612%	1423%	3195%
20	265%	673%	1637%	3834%
21	279%	740%	1882%	4601%
22	293%	814%	2164%	5521%
23	307%	895%	2489%	6625%
24	323%	985%	2863%	7950%
25	339%	1083%	3292%	9540%
			0,40%	104,91%



Renewable consumption in North America	0.982	1.066	1.082	1.080	0.997	0.973	0.979	1.076	0.991	0.974	0.975	0.974	0.976	0.978	0.979	0.980	0.981	0.982	0.983	0.984	0.985	0.986	0.987	0.988	0.989	0.990	0.991	0.992	0.993	0.994	0.995	0.996	0.997	0.998	0.999	1.000	1.001	1.002	1.003	1.004	1.005	1.006	1.007	1.008	1.009	1.010	1.011	1.012	1.013	1.014	1.015	
Renewable consumption in Europe	0.924	4.101	4.698	4.963	4.42380	7.1205481	2.829821	1.2252481	0.803251	1.3245481	0.532481	0.828481	0.6042481	0.972481	0.94381	1.17166	1.13442	1.01276	1.04876	0.94876	0.94426	1.15426	1.14226	1.01226	0.91426	0.91826	0.91526	0.91626	0.91726	0.91826	0.91926	0.92026	0.92126	0.92226	0.92326	0.92426	0.92526	0.92626	0.92726	0.92826	0.92926	0.93026	0.93126	0.93226	0.93326	0.93426	0.93526	0.93626	0.93726	0.93826	0.93926	0.94026
Renewable consumption in Africa	0.000	0.000	0.000	0.000	0.000	0.000	0.000	0.000	0.000	0.000	0.000	0.000	0.000	0.000	0.000	0.000	0.000	0.000	0.000	0.000	0.000	0.000	0.000	0.000	0.000	0.000	0.000	0.000	0.000	0.000	0.000	0.000	0.000	0.000	0.000	0.000	0.000	0.000	0.000	0.000	0.000	0.000	0.000	0.000	0.000	0.000	0.000	0.000	0.000	0.000	0.000	0.000
Renewable consumption in CIS	1.848	1.843	1.624	1.527	1.428	1.37624	1.26811	1.18038	1.09058	1.00438	0.92038	0.83838	0.75838	0.67938	0.60238	0.52738	0.45438	0.38338	0.31438	0.24738	0.18238	0.11838	0.05538	0.00000	0.00000	0.00000	0.00000	0.00000	0.00000	0.00000	0.00000	0.00000	0.00000	0.00000	0.00000	0.00000	0.00000	0.00000	0.00000	0.00000	0.00000	0.00000	0.00000	0.00000	0.00000	0.00000	0.00000	0.00000	0.00000	0.00000	0.00000	0.00000
Renewable consumption in Asia Pacific	0.000	0.000	0.000	0.000	0.000	0.000	0.000	0.000	0.000	0.000	0.000	0.000	0.000	0.000	0.000	0.000	0.000	0.000	0.000	0.000	0.000	0.000	0.000	0.000	0.000	0.000	0.000	0.000	0.000	0.000	0.000	0.000	0.000	0.000	0.000	0.000	0.000	0.000	0.000	0.000	0.000	0.000	0.000	0.000	0.000	0.000	0.000	0.000	0.000	0.000	0.000	
Renewable consumption in M&A East	0.000	0.000	0.000	0.000	0.000	0.000	0.000	0.000	0.000	0.000	0.000	0.000	0.000	0.000	0.000	0.000	0.000	0.000	0.000	0.000	0.000	0.000	0.000	0.000	0.000	0.000	0.000	0.000	0.000	0.000	0.000	0.000	0.000	0.000	0.000	0.000	0.000	0.000	0.000	0.000	0.000	0.000	0.000	0.000	0.000	0.000	0.000	0.000	0.000	0.000	0.000	0.000

Генерация возобновляемых источников энергии по регионам (TWh)



Renewable consumption in North America	1.016	1.028	1.040	1.052	1.064	1.076	1.088	1.100	1.112	1.124	1.136	1.148	1.160	1.172	1.184	1.196	1.208	1.220	1.232	1.244	1.256	1.268	1.280	1.292	1.304	1.316	1.328	1.340	1.352	1.364	1.376	1.388	1.400	1.412	1.424	1.436	1.448	1.460	1.472	1.484	1.496	1.508	1.520	1.532	1.544	1.556	1.568	1.580	1.592	1.604	1.616	1.628	1.640	1.652	1.664	1.676	1.688	1.700	1.712	1.724	1.736	1.748	1.760	1.772	1.784	1.796	1.808	1.820	1.832	1.844	1.856	1.868	1.880	1.892	1.904	1.916	1.928	1.940	1.952	1.964	1.976	1.988	2.000	2.012	2.024	2.036	2.048	2.060	2.072	2.084	2.096	2.108	2.120	2.132	2.144	2.156	2.168	2.180	2.192	2.204	2.216	2.228	2.240	2.252	2.264	2.276	2.288	2.300	2.312	2.324	2.336	2.348	2.360	2.372	2.384	2.396	2.408	2.420	2.432	2.444	2.456	2.468	2.480	2.492	2.504	2.516	2.528	2.540	2.552	2.564	2.576	2.588	2.600	2.612	2.624	2.636	2.648	2.660	2.672	2.684	2.696	2.708	2.720	2.732	2.744	2.756	2.768	2.780	2.792	2.804	2.816	2.828	2.840	2.852	2.864	2.876	2.888	2.900	2.912	2.924	2.936	2.948	2.960	2.972	2.984	2.996	3.008	3.020	3.032	3.044	3.056	3.068	3.080	3.092	3.104	3.116	3.128	3.140	3.152	3.164	3.176	3.188	3.200	3.212	3.224	3.236	3.248	3.260	3.272	3.284	3.296	3.308	3.320	3.332	3.344	3.356	3.368	3.380	3.392	3.404	3.416	3.428	3.440	3.452	3.464	3.476	3.488	3.500	3.512	3.524	3.536	3.548	3.560	3.572	3.584	3.596	3.608	3.620	3.632	3.644	3.656	3.668	3.680	3.692	3.704	3.716	3.728	3.740	3.752	3.764	3.776	3.788	3.800	3.812	3.824	3.836	3.848	3.860	3.872	3.884	3.896	3.908	3.920	3.932	3.944	3.956	3.968	3.980	3.992	4.004	4.016	4.028	4.040	4.052	4.064	4.076	4.088	4.100	4.112	4.124	4.136	4.148	4.160	4.172	4.184	4.196	4.208	4.220	4.232	4.244	4.256	4.268	4.280	4.292	4.304	4.316	4.328	4.340	4.352	4.364	4.376	4.388	4.400	4.412	4.424	4.436	4.448	4.460	4.472	4.484	4.496	4.508	4.520	4.532	4.544	4.556	4.568	4.580	4.592	4.604	4.616	4.628	4.640	4.652	4.664	4.676	4.688	4.700	4.712	4.724	4.736	4.748	4.760	4.772	4.784	4.796	4.808	4.820	4.832	4.844	4.856	4.868	4.880	4.892	4.904	4.916	4.928	4.940	4.952	4.964	4.976	4.988	4.999	5.000
--	-------	-------	-------	-------	-------	-------	-------	-------	-------	-------	-------	-------	-------	-------	-------	-------	-------	-------	-------	-------	-------	-------	-------	-------	-------	-------	-------	-------	-------	-------	-------	-------	-------	-------	-------	-------	-------	-------	-------	-------	-------	-------	-------	-------	-------	-------	-------	-------	-------	-------	-------	-------	-------	-------	-------	-------	-------	-------	-------	-------	-------	-------	-------	-------	-------	-------	-------	-------	-------	-------	-------	-------	-------	-------	-------	-------	-------	-------	-------	-------	-------	-------	-------	-------	-------	-------	-------	-------	-------	-------	-------	-------	-------	-------	-------	-------	-------	-------	-------	-------	-------	-------	-------	-------	-------	-------	-------	-------	-------	-------	-------	-------	-------	-------	-------	-------	-------	-------	-------	-------	-------	-------	-------	-------	-------	-------	-------	-------	-------	-------	-------	-------	-------	-------	-------	-------	-------	-------	-------	-------	-------	-------	-------	-------	-------	-------	-------	-------	-------	-------	-------	-------	-------	-------	-------	-------	-------	-------	-------	-------	-------	-------	-------	-------	-------	-------	-------	-------	-------	-------	-------	-------	-------	-------	-------	-------	-------	-------	-------	-------	-------	-------	-------	-------	-------	-------	-------	-------	-------	-------	-------	-------	-------	-------	-------	-------	-------	-------	-------	-------	-------	-------	-------	-------	-------	-------	-------	-------	-------	-------	-------	-------	-------	-------	-------	-------	-------	-------	-------	-------	-------	-------	-------	-------	-------	-------	-------	-------	-------	-------	-------	-------	-------	-------	-------	-------	-------	-------	-------	-------	-------	-------	-------	-------	-------	-------	-------	-------	-------	-------	-------	-------	-------	-------	-------	-------	-------	-------	-------	-------	-------	-------	-------	-------	-------	-------	-------	-------	-------	-------	-------	-------	-------	-------	-------	-------	-------	-------	-------	-------	-------	-------	-------	-------	-------	-------	-------	-------	-------	-------	-------	-------	-------	-------	-------	-------	-------	-------	-------	-------	-------	-------	-------	-------	-------	-------	-------	-------	-------	-------	-------	-------	-------	-------	-------	-------	-------	-------	-------	-------	-------	-------	-------	-------	-------	-------	-------	-------	-------	-------	-------	-------	-------	-------