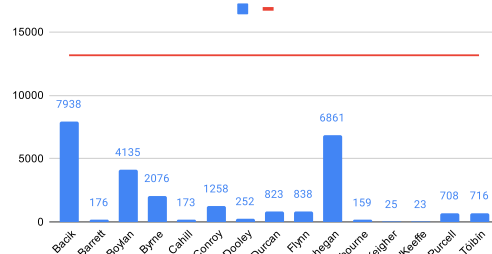


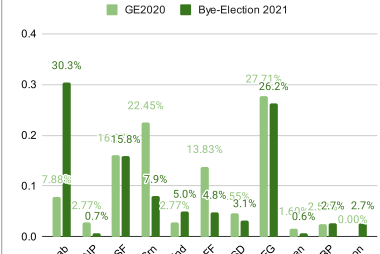
CONSTITUENCY	ELECTORATE	SEATS	BOXES	BOXES OPEN	PROJECTED TURNOUT	PROJECTED QUOTA
Dublin Bay South	77,032	1	106	106	100.0%	26,313

Candidate	Party	Count	Percentage
Back, Ivana	Lab	7,938	30.3%
Barrett, Justin	NP	176	0.7%
Boylan, Lynn	SF	4,135	15.8%
Byrne, Claire	Gm	2,076	7.9%
Cahill, Dolores	Ind	173	0.7%
Conroy, Deirdre	FF	1,258	4.8%
Dooley, Peter	Ind	252	1.0%
Durcan, Sarah	SD	823	3.1%
Flynn, Mannix	Ind	838	3.2%
Geoghegan, James	FG	6,861	26.2%
Gilbourne, Jacqui	Ren	159	0.6%
Keigher, John Dominic	Ind	25	0.1%
O'Keefe, Colm	Ind	23	0.1%
Purcell, Brigid	SolPBP	708	2.7%
Tóibín, Máiréad	Aon	716	2.7%

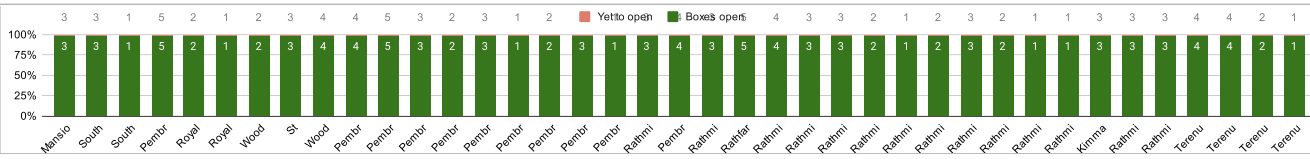
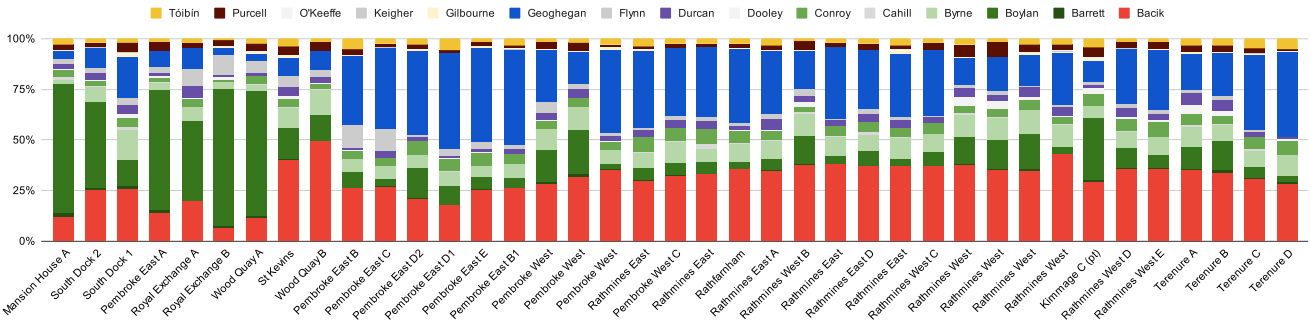
Race to the Quota



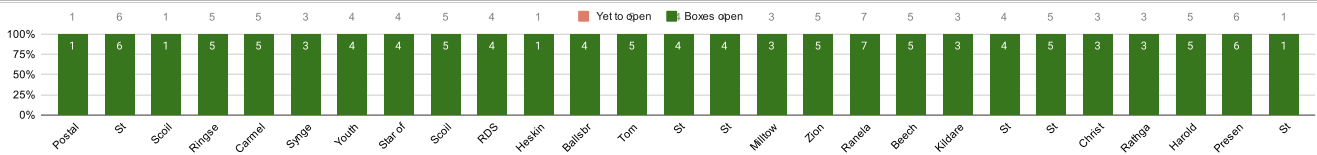
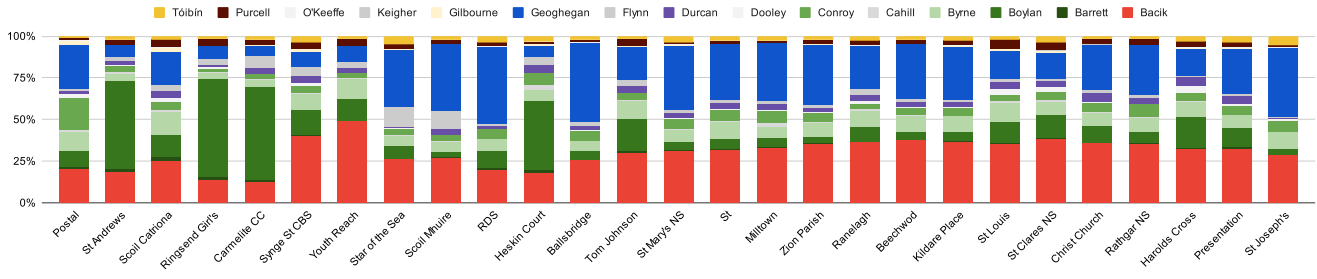
Share of the parties



Votes by District



Votes by Station





































	Tally	Count	+/-	
Bacik, Ivana	7938	8131	-193	-2.4%
Barrett, Justin	176	183	-7	-3.8%
Boylan, Lynn	4135	4245	-110	-2.6%
Byrne, Claire	2076	2157	-81	-3.8%
Cahill, Dolores	173	169	4	2.4%
Conroy, Deirdre	1258	1247	11	0.9%
Dooley, Peter	252	261	-9	-3.4%
Durcan, Sarah	823	849	-26	-3.1%
Flynn, Mannix	838	879	-41	-4.7%
Geoghegan, Jam	6861	7052	-191	-2.7%
Gilbourne, Jacqu	159	164	-5	-3.0%
Keigher, John Dc	25	23	2	8.7%
O'Keeffe, Colm	23	23	0	0.0%
Purcell, Brigid	708	759	-51	-6.7%
Tóibín, Mairéad	716	740	-24	-3.2%
	<b>26161</b>	<b>26882</b>	<b>-721</b>	<b>-2.7%</b>

**DUBLIN BAY SOUTH By-Election 2021**  
**State of Play, via @gavreilly / @virginmedianews**

**Boxes tallied:** 106 of 106  
**Electorate tallied:** 100.00%

**Turnout so far:** 34.16% **26313**  
**Projected quota:** 13,157  
**To retrieve expenses:** 2,632

<b>Candidate (by FPV)</b>	<b>Party</b>	<b>TVP</b>	<b>%</b>	
<b>Bacik</b>	Lab	<b>7938</b>	<b>30.3%</b>	1077
<b>Geoghegan</b>	FG	<b>6861</b>	<b>26.2%</b>	
<b>Boylan</b>	SF	<b>4135</b>	<b>15.8%</b>	
<b>Byrne</b>	Grn	<b>2076</b>	<b>7.9%</b>	
<b>Conroy</b>	FF	<b>1258</b>	<b>4.8%</b>	
<b>Flynn</b>	Ind	<b>838</b>	<b>3.2%</b>	
<b>Durcan</b>	SD	<b>823</b>	<b>3.1%</b>	
<b>Tóibín</b>	Aon	<b>716</b>	<b>2.7%</b>	
<b>Purcell</b>	SolPBP	<b>708</b>	<b>2.7%</b>	
<b>Dooley</b>	Ind	<b>252</b>	<b>1.0%</b>	
<b>Barrett</b>	NP	<b>176</b>	<b>0.7%</b>	
<b>Cahill</b>	Ind	<b>173</b>	<b>0.7%</b>	
<b>Gilbourne</b>	Ren	<b>159</b>	<b>0.6%</b>	
<b>Keigher</b>	Ind	<b>25</b>	<b>0.1%</b>	
<b>O'Keeffe</b>	Ind	<b>23</b>	<b>0.1%</b>	

<b><u>Electoral District</u></b>	<b><u>Boxes</u></b>	<b><u>Opened</u></b>	<b><u>Electoral District</u></b>	<b><u>Boxes</u></b>	<b><u>Opened</u></b>
Kimmage C (pt)	3	3	Rathmines West A1	3	3
Mansion House A	3	3	Rathmines West A2	1	1
Pembroke East A	5	5	Rathmines West B	3	3
Pembroke East B	4	4	Rathmines West C	2	2
Pembroke East B1	1	1	Rathmines West D	3	3
Pembroke East C	5	5	Rathmines West E	3	3
Pembroke East D1	2	2	Rathmines West F1	1	1
Pembroke East D2	3	3	Rathmines West F2	2	2
Pembroke East E	3	3	Royal Exchange A	2	2
Pembroke West A1	3	3	Royal Exchange B	1	1
Pembroke West A2	2	2	South Dock 1	1	1
Pembroke West B2	1	1	South Dock 2	3	3
Pembroke West C	4	4	St Kevins	3	3
Rathfarnham	5	5	Terenure A	4	4
Rathmines East A	4	4	Terenure B	4	4
Rathmines East B1	3	3	Terenure C	2	2
Rathmines East B2	3	3	Terenure D	1	1
Rathmines East C1	3	3	Wood Quay A	2	2
Rathmines East C2	1	1	Wood Quay B	4	4

Rathmines East D

2

2