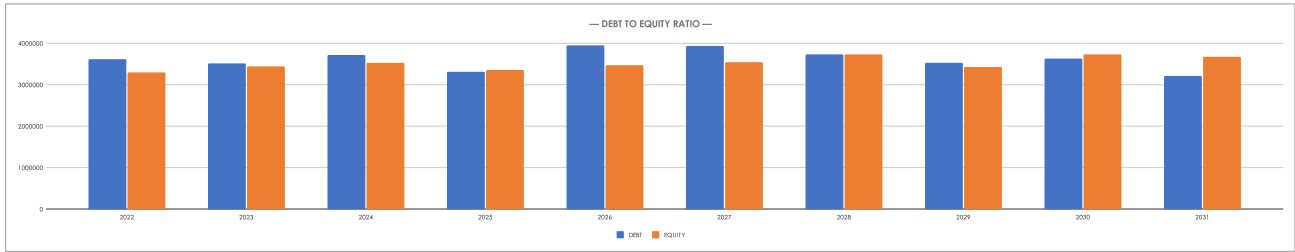
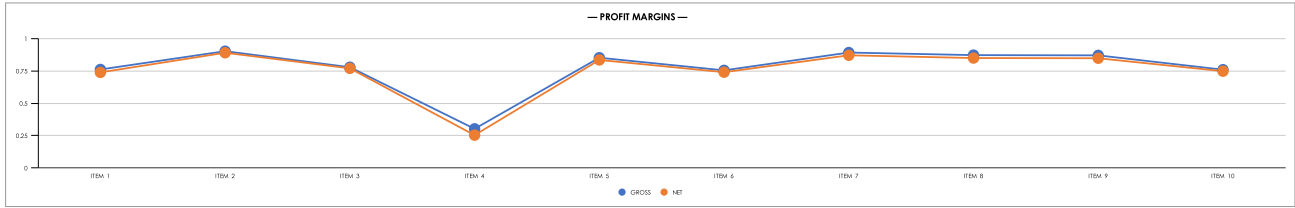
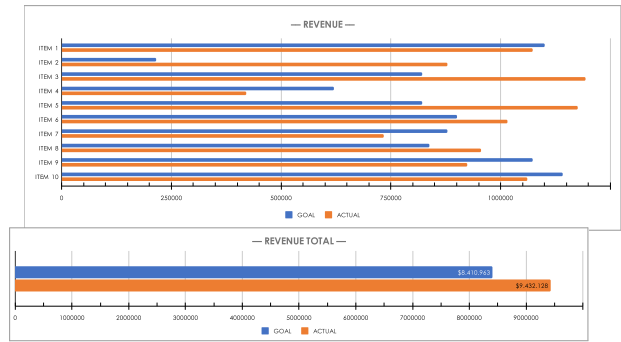
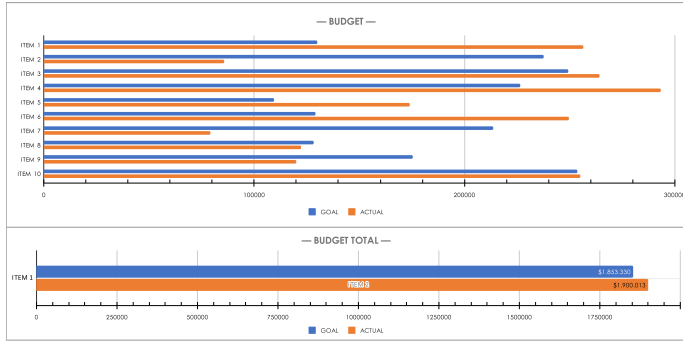


KPI BUSINESS DASHBOARD TEMPLATE



PRODUCTS		BUDGET			NET EXPENSES		REVENUE			PROFIT MARGINS		DEBT TO EQUITY RATIO		
NO.	NAME	GOAL	ACTUAL	REMAINDER	ADDITIONAL	TOTAL	GOAL	ACTUAL	REMAINDER	GROSS	NET	CALENDAR	DEBT	EQUITY
1	ITEM 1	\$129,868	\$256,513	\$126,645	\$24,283	\$280,796	\$1,100,916	\$1,073,357	\$27,559	76%	74%	2022	\$3,613,439	\$3,293,202
2	ITEM 2	\$237,405	\$85,618	\$151,787	\$10,598	\$96,216	\$215,234	\$878,142	\$462,498	89%	89%	2023	\$3,598,774	\$3,441,854
3	ITEM 3	\$249,400	\$264,259	\$14,839	\$10,527	\$274,786	\$820,719	\$1,193,784	\$373,065	78%	77%	2024	\$3,719,457	\$3,531,844
4	ITEM 4	\$226,438	\$293,368	\$66,830	\$20,592	\$313,960	\$620,242	\$420,345	\$199,897	30%	25%	2025	\$3,010,212	\$3,354,051
5	ITEM 5	\$109,478	\$174,003	\$64,525	\$20,392	\$174,995	\$611,177	\$1,175,811	\$564,634	83%	83%	2026	\$3,945,022	\$3,474,155
6	ITEM 6	\$129,140	\$249,567	\$120,407	\$14,490	\$244,057	\$901,263	\$1,015,766	\$114,503	75%	74%	2027	\$3,938,152	\$3,538,468
7	ITEM 7	\$213,785	\$79,250	\$134,530	\$15,582	\$94,837	\$878,358	\$733,751	\$144,777	89%	87%	2028	\$3,733,706	\$3,727,037
8	ITEM 8	\$128,083	\$122,300	\$5,783	\$21,404	\$143,706	\$638,380	\$955,983	\$317,603	87%	85%	2029	\$3,526,498	\$3,425,405
9	ITEM 9	\$175,438	\$119,943	\$55,495	\$20,647	\$140,610	\$1,073,157	\$924,995	\$148,162	87%	85%	2030	\$3,632,971	\$3,734,041
10	ITEM 10	\$253,755	\$255,187	\$1,432	\$12,347	\$247,534	\$1,141,047	\$1,061,074	\$79,973	76%	75%	2031	\$3,206,487	\$3,677,074
		\$1,853,330	\$1,900,013	-\$46,683	\$171,084	\$2,071,097	\$8,410,943	\$9,492,128	\$1,081,185	77%	75%			

