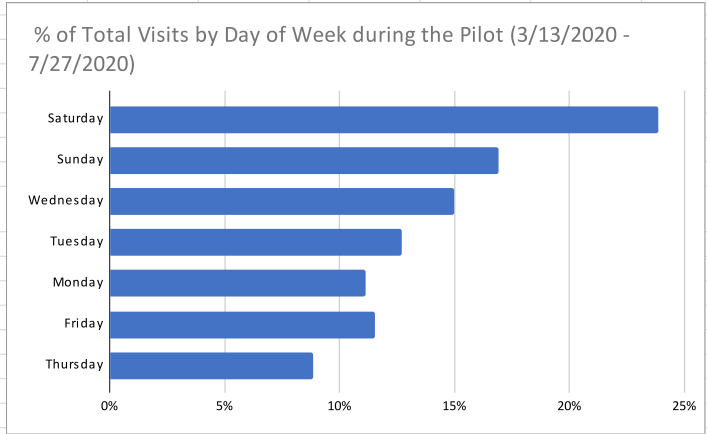


*NOTE: This data does not consider respondents from 3/1-3/12/20 before the pilot began

For the time period 3/1/2020 - 7/27/2020*

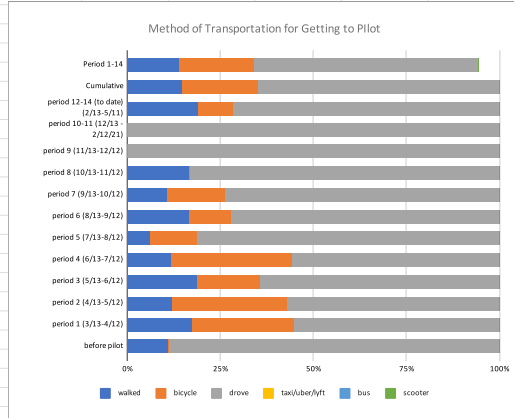
Saturday	62	24%
Sunday	44	17%
Wednesday	39	15%
Tuesday	33	13%
Monday	29	11%
Friday	30	12%
Thursday	23	9%
Responses outside the pilot timeframe (3/1/20-3/12/20)	19	
	260	



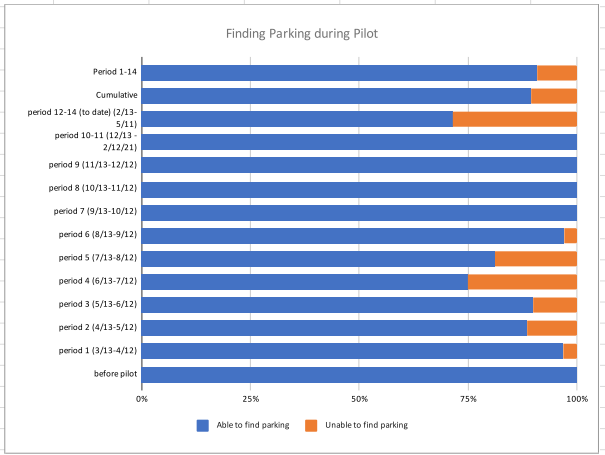
*SurveyMonkey won't provide detailed responses for this question after 7/27 - account was converted and it messed this question up.

	walked	bicycle	drove	taxi/uber/lyft	bus	scooter										
before pilot	1	0	8	0	0	0	9									
period 1 (3/13-4/12)	7	11	22	0	0	0	40									
period 2 (4/13-5/12)	11	28	52	0	0	0	91									
period 3 (5/13-6/12)	19	17	65	0	0	0	101									
period 4 (6/13-7/12)	4	11	19	0	0	0	34									
period 5 (7/13-8/12)	1	2	13	0	0	0	16									
period 6 (8/13-9/12)	6	4	26	0	0	0	36									
period 7 (9/13-10/12)	2	3	14	0	0	0	19									
period 8 (10/13-11/12)	1	0	5	0	0	0	6									
period 9 (11/13-12/12)	0	0	3	0	0	0	3									
period 10-11 (12/13 - 2/12/21)	0	0	5	0	0	0	5									
period 12-14 (to date) (2/13-5/11)	4	2	15	0	0	0	21									
Cumulative	56	78	247	0	0	0	381									
Period 1-14	51	76	224	0	0	0	372									

	walked	bicycle	drove	taxi/uber/lyft	bus	scooter										
before pilot	11%	0%	89%	0%	0%	0%	0%									
period 1 (3/13-4/12)	18%	28%	55%	0%	0%	0%	0%									
period 2 (4/13-5/12)	12%	31%	57%	0%	0%	0%	0%									
period 3 (5/13-6/12)	19%	17%	64%	0%	0%	0%	0%									
period 4 (6/13-7/12)	12%	32%	56%	0%	0%	0%	0%									
period 5 (7/13-8/12)	6%	13%	81%	0%	0%	0%	0%									
period 6 (8/13-9/12)	17%	11%	72%	0%	0%	0%	0%									
period 7 (9/13-10/12)	11%	16%	74%	0%	0%	0%	0%									
period 8 (10/13-11/12)	17%	0%	83%	0%	0%	0%	0%									
period 9 (11/13-12/12)	0%	0%	100%	0%	0%	0%	0%									
period 10-11 (12/13 - 2/12/21)	0%	0%	100%	0%	0%	0%	0%									
period 12-14 (to date) (2/13-5/11)	19%	10%	71%	0%	0%	0%	0%									
Cumulative	15%	20%	65%	0%	0%	0%	0%									
Period 1-14	14%	20%	60%	0%	0%	0%	0%									

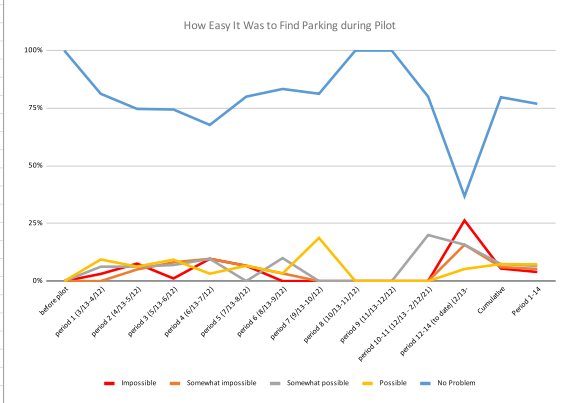


	Able to find parking	Unable to find parking	
before pilot	9	0	9
period 1 (3/13-4/12)	32	1	33
period 2 (4/13-5/12)	70	9	79
period 3 (5/13-6/12)	90	10	100
period 4 (6/13-7/12)	21	7	28
period 5 (7/13-8/12)	13	3	16
period 6 (8/13-9/12)	33	1	34
period 7 (9/13-10/12)	17	0	17
period 8 (10/13-11/12)	6	0	6
period 9 (11/13-12/12)	3	0	3
period 10-11 (12/13 - 2/12/21)	5	0	5
period 12-14 (to date) (2/13-5/11)	15	6	21
Cumulative	314	37	351
Period 1-14	305	31	336



	Able to find parking	Unable to find parking	
before pilot	100%	0%	
period 1 (3/13-4/12)	97%	3%	
period 2 (4/13-5/12)	89%	11%	
period 3 (5/13-6/12)	90%	10%	
period 4 (6/13-7/12)	75%	25%	
period 5 (7/13-8/12)	81%	19%	
period 6 (8/13-9/12)	97%	3%	
period 7 (9/13-10/12)	100%	0%	
period 8 (10/13-11/12)	100%	0%	
period 9 (11/13-12/12)	100%	0%	
period 10-11 (12/13 - 2/12/21)	100%	0%	
period 12-14 (to date) (2/13-5/11)	71%	29%	
Cumulative	89%	11%	
Period 1-14	91%	9%	

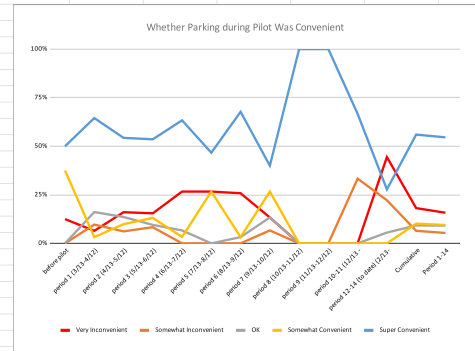
	Impossible	Somewhat im	Somewhat pos	Possible	No Problem		
before pilot	0	0	0	0	8	8	
period 1 (3/13-4/12)	1	0	2	3	26	32	
period 2 (4/13-5/12)	6	4	5	5	59	79	
period 3 (5/13-6/12)	1	7	6	8	64	86	
period 4 (6/13-7/12)	3	3	3	1	21	31	
period 5 (7/13-8/12)	1	1	0	1	12	15	
period 6 (8/13-9/12)	0	1	3	1	25	30	
period 7 (9/13-10/12)	0	0	0	3	13	16	
period 8 (10/13-11/12)	0	0	0	0	6	6	
period 9 (11/13-12/12)	0	0	0	0	3	3	
period 10-11 (12/13 - 2/12/21)	0	0	1	0	4	5	
period 12-14 (to date) (2/13-5/11)	5	3	3	1	7	19	
Cumulative	17	19	23	23	248	311	
Period 1-14	12	16	20	22	233	303	



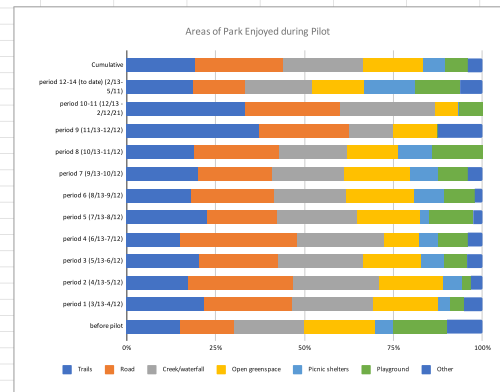
	Impossible	Somewhat im	Somewhat pos	Possible	No Problem
before pilot	0%	0%	0%	0%	100%
period 1 (3/13-4/12)	3%	0%	6%	9%	81%
period 2 (4/13-5/12)	8%	5%	6%	6%	75%
period 3 (5/13-6/12)	1%	8%	7%	9%	74%
period 4 (6/13-7/12)	10%	10%	10%	3%	68%
period 5 (7/13-8/12)	7%	7%	0%	7%	80%
period 6 (8/13-9/12)	0%	3%	10%	3%	83%
period 7 (9/13-10/12)	0%	0%	0%	19%	81%
period 8 (10/13-11/12)	0%	0%	0%	0%	100%
period 9 (11/13-12/12)	0%	0%	0%	0%	100%
period 10-11 (12/13 - 2/12/21)	0%	0%	20%	0%	80%
period 12-14 (to date) (2/13-5/11)	26%	16%	16%	5%	37%
Cumulative	5%	6%	7%	7%	80%
Period 1-14	4%	5%	7%	7%	77%

	Very Inconvenient	Somewhat Inconvenient	OK	Somewhat Convenient	Super Convenient		
before pilot	1	0	0	3	4	8	
period 1 (3/13-4/12)	2	3	5	1	20	31	
period 2 (4/13-5/12)	13	5	11	8	44	81	
period 3 (5/13-6/12)	13	7	8	11	45	84	
period 4 (6/13-7/12)	8	0	2	1	19	30	
period 5 (7/13-8/12)	4	0	0	4	7	15	
period 6 (8/13-9/12)	8	0	1	1	21	31	
period 7 (9/13-10/12)	2	1	2	4	6	15	
period 8 (10/13-11/12)	0	0	0	0	6	6	
period 9 (11/13-12/12)	0	0	0	0	3	3	
period 10-11 (12/13 - 2/12/21)	0	1	0	0	2	3	
period 12-14 (to date) (2/13-5/11)	8	4	1	0	5	18	
Cumulative	59	21	30	33	182	325	
Period 1-14	50	17	29	30	173	317	

	Very Inconvenient	Somewhat Inconvenient	OK	Somewhat Convenient	Super Convenient
before pilot	13%	0%	0%	38%	50%
period 1 (3/13-4/12)	6%	10%	16%	3%	65%
period 2 (4/13-5/12)	16%	6%	14%	10%	54%
period 3 (5/13-6/12)	15%	8%	10%	13%	54%
period 4 (6/13-7/12)	27%	0%	7%	3%	63%
period 5 (7/13-8/12)	27%	0%	0%	27%	47%
period 6 (8/13-9/12)	26%	0%	3%	3%	68%
period 7 (9/13-10/12)	13%	7%	13%	27%	40%
period 8 (10/13-11/12)	0%	0%	0%	0%	100%
period 9 (11/13-12/12)	0%	0%	0%	0%	100%
period 10-11 (12/13 - 2/12/21)	0%	33%	0%	0%	67%
period 12-14 (to date) (2/13-5/11)	44%	22%	6%	0%	28%
Cumulative	18%	6%	9%	10%	56%
Period 1-14	16%	5%	9%	9%	55%

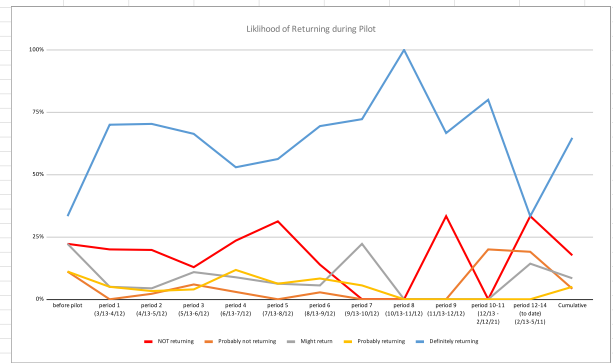


	Trails	Road	Creek/waterfa	Open greensp	Picnic shelters	Playground	Other	
before pilot	3	3	4	4	1	3	2	20
period 1 (3/13-4/12)	25	28	26	21	4	4	6	114
period 2 (4/13-5/12)	38	64	53	39	12	5	7	218
period 3 (5/13-6/12)	52	56	60	42	16	16	11	253
period 4 (6/13-7/12)	11	24	18	7	4	6	3	73
period 5 (7/13-8/12)	9	8	9	7	1	5	1	40
period 6 (8/13-9/12)	17	22	19	18	8	8	2	94
period 7 (9/13-10/12)	10	10	10	9	4	4	2	49
period 8 (10/13-11/12)	4	5	4	3	2	3	0	21
period 9 (11/13-12/12)	3	2	1	1	0	0	1	8
period 10-11 (12/13 - 2/12/21)	5	4	4	1	0	1	0	15
period 12-14 (to date) (2/13-5/11)	9	7	9	7	7	6	3	48
Cumulative	186	233	217	159	59	61	38	953



	Trails	Road	Creek/waterfa	Open greensp	Picnic shelters	Playground	Other
before pilot	15%	15%	20%	20%	5%	15%	10%
period 1 (3/13-4/12)	22%	25%	23%	18%	4%	4%	5%
period 2 (4/13-5/12)	17%	29%	24%	18%	6%	2%	3%
period 3 (5/13-6/12)	21%	22%	24%	17%	6%	6%	4%
period 4 (6/13-7/12)	15%	33%	25%	10%	5%	8%	4%
period 5 (7/13-8/12)	23%	20%	23%	18%	3%	13%	3%
period 6 (8/13-9/12)	18%	23%	20%	19%	9%	9%	2%
period 7 (9/13-10/12)	20%	20%	20%	18%	8%	8%	4%
period 8 (10/13-11/12)	19%	24%	19%	14%	10%	14%	0%
period 9 (11/13-12/12)	38%	25%	13%	13%	0%	0%	13%
period 10-11 (12/13 - 2/12/21)	33%	27%	27%	7%	0%	7%	0%
period 12-14 (to date) (2/13-5/11)	19%	15%	19%	15%	15%	13%	6%
Cumulative	20%	24%	23%	17%	6%	6%	4%

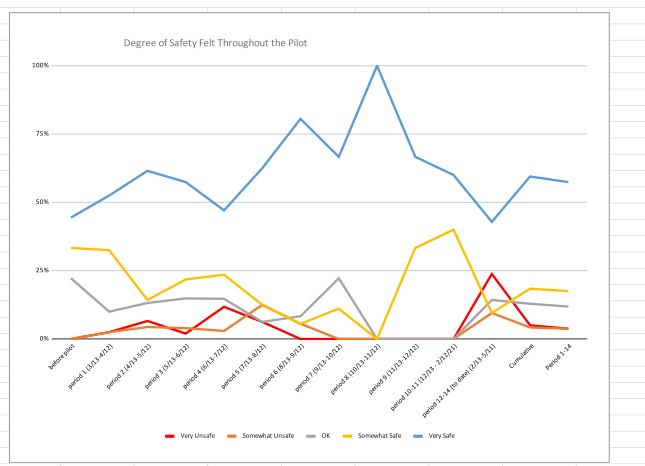
	NOT returning	Probably not returning	Might return	Probably returning	Definitely returning
before pilot	2	1	2	1	3
period 1 (3/13-4/12)	8	0	2	2	28
period 2 (4/13-5/12)	18	2	4	3	64
period 3 (5/13-6/12)	13	6	11	4	67
period 4 (6/13-7/12)	8	1	3	4	18
period 5 (7/13-8/12)	5	0	1	1	9
period 6 (8/13-9/12)	5	1	2	3	25
period 7 (9/13-10/12)	0	0	4	1	13
period 8 (10/13-11/12)	0	0	0	0	6
period 9 (11/13-12/12)	1	0	0	0	2
period 10-11 (12/13 - 2/12/21)	0	1	0	0	4
period 12-14 (to date) (2/13-5/11)	7	4	3	0	7
Cumulative	67	16	32	19	246
Period 1-14	58	11	27	18	236



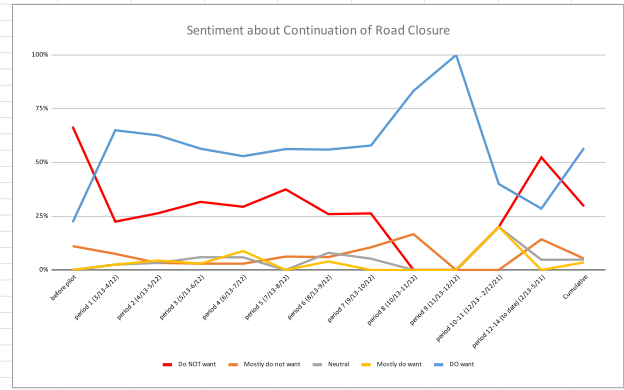
	NOT returning	Probably not returning	Might return	Probably returning	Definitely returning
before pilot	22%	11%	22%	11%	33%
period 1 (3/13-4/12)	20%	0%	5%	5%	70%
period 2 (4/13-5/12)	20%	2%	4%	3%	70%
period 3 (5/13-6/12)	13%	6%	11%	4%	66%
period 4 (6/13-7/12)	24%	3%	9%	12%	53%
period 5 (7/13-8/12)	31%	0%	6%	6%	56%
period 6 (8/13-9/12)	14%	3%	6%	8%	69%
period 7 (9/13-10/12)	0%	0%	22%	6%	72%
period 8 (10/13-11/12)	0%	0%	0%	0%	100%
period 9 (11/13-12/12)	33%	0%	0%	0%	67%
period 10-11 (12/13 - 2/12/21)	0%	20%	0%	0%	80%
period 12-14 (to date) (2/13-5/11)	33%	19%	14%	0%	33%
Cumulative	18%	4%	8%	5%	65%
Period 1-14	16%	3%	7%	5%	64%

	Not Safe	Somewhat Unl OK	Somewhat Safi	Very Safe		
before pilot	0	0	2	3	4	9
period 1 (3/13-4/12)	1	1	4	13	21	40
period 2 (4/13-5/12)	6	4	12	13	56	91
period 3 (5/13-6/12)	2	4	15	22	58	101
period 4 (6/13-7/12)	4	1	5	8	16	34
period 5 (7/13-8/12)	1	2	1	2	10	16
period 6 (8/13-9/12)	0	2	3	2	29	36
period 7 (9/13-10/12)	0	0	4	2	12	18
period 8 (10/13-11/12)	0	0	0	0	6	6
period 9 (11/13-12/12)	0	0	0	1	2	3
period 10-11 (12/13 - 2/12/21)	0	0	0	2	3	5
period 12-14 (to date) (2/13-5/11)	5	2	3	2	9	21
Cumulative	19	16	49	70	226	380
Period 1-14	14	14	44	65	213	371

	Very Unsafe	Somewhat Unl OK	Somewhat Safi	Very Safe		
before pilot	0%	0%	22%	33%	44%	78%
period 1 (3/13-4/12)	3%	3%	10%	33%	53%	85%
period 2 (4/13-5/12)	7%	4%	13%	14%	62%	76%
period 3 (5/13-6/12)	2%	4%	15%	22%	57%	79%
period 4 (6/13-7/12)	12%	3%	15%	24%	47%	71%
period 5 (7/13-8/12)	6%	13%	6%	13%	63%	75%
period 6 (8/13-9/12)	0%	6%	8%	6%	81%	86%
period 7 (9/13-10/12)	0%	0%	22%	11%	67%	78%
period 8 (10/13-11/12)	0%	0%	0%	0%	100%	100%
period 9 (11/13-12/12)	0%	0%	0%	33%	67%	100%
period 10-11 (12/13 - 2/12/21)	0%	0%	0%	40%	60%	100%
period 12-14 (to date) (2/13-5/11)	24%	10%	14%	10%	43%	52%
Cumulative	5%	4%	13%	18%	59%	78%
Period 1-14	4%	4%	12%	18%	57%	75%



	Do NOT want	Mostly do not want	Neutral	Mostly do want	DO want	
before pilot	6	1	0	0	2	9
period 1 (3/13-4/12)	9	3	1	1	26	40
period 2 (4/13-5/12)	24	3	3	4	57	91
period 3 (5/13-6/12)	32	3	6	3	57	101
period 4 (6/13-7/12)	10	1	2	3	18	34
period 5 (7/13-8/12)	6	1	0	0	9	16
period 6 (8/13-9/12)	13	3	4	2	28	50
period 7 (9/13-10/12)	5	2	1	0	11	19
period 8 (10/13-11/12)	0	1	0	0	5	6
period 9 (11/13-12/12)	0	0	0	0	3	3
period 10-11 (12/13 - 2/12/21)	1	0	1	1	2	5
period 12-14 (to date) (2/13-5/11)	11	3	1	0	6	21
Cumulative	117	21	19	14	224	395
Period 1-14	100	17	18	14	216	386



	Do NOT want	Mostly do not want	Neutral	Mostly do want	DO want	
before pilot	67%	11%	0%	0%	22%	
period 1 (3/13-4/12)	23%	8%	3%	3%	65%	30%
period 2 (4/13-5/12)	26%	3%	3%	4%	63%	30%
period 3 (5/13-6/12)	32%	3%	6%	3%	56%	35%
period 4 (6/13-7/12)	29%	3%	6%	9%	53%	32%
period 5 (7/13-8/12)	38%	6%	0%	0%	56%	44%
period 6 (8/13-9/12)	26%	6%	8%	4%	56%	32%
period 7 (9/13-10/12)	26%	11%	5%	0%	58%	37%
period 8 (10/13-11/12)	0%	17%	0%	0%	83%	17%
period 9 (11/13-12/12)	0%	0%	0%	0%	100%	0%
period 10-11 (12/13 - 2/12/21)	20%	0%	20%	20%	40%	20%
period 12-14 (to date) (2/13-5/11)	52%	14%	5%	0%	29%	67%
Cumulative	30%	5%	5%	4%	57%	35%
Period 1-14	26%	4%	5%	4%	56%	30%

ANALYSIS OF COMMENTS THROUGHOUT ALL PERIODS

Accessibility issue		5.07%	15
Improvement suggestion		17.23%	51
Negative		31.76%	94
Neutral		12.16%	36
Positive		46.62%	138
Safety issue		14.19%	42

THEMES WITHIN EACH CATEGORY

Accessibility	Concern for Seniors; ability of parents to have access to cars while kids are on playground; access to shelters with lots of supplies; ability of people in wheelchairs to access different parts of the park; ability to enjoy the park while driving through it
Improvement suggestion	Re-pave the road (many mentions); keep the pavement free from debris (many mentions); guard to prevent people from biking into the stream; signage explaining WHY the road is closed (multiple mentions); better signage to make parking spaces more obvious (multiple mentions); well-maintained restrooms and playground equipment; add a trail along North Dunn St. (2 mentions); add speed bumps instead of closing the road; bike racks at the underpass; allow parking south of "unofficial water slide" from IMI to water slide area; make 2x8ft lanes for motor vehicles, and remainder be solid barrier protected bike/ped lane as wide as possible (multiple mentions); increase/improve parking on the south side (many mentions); add more picnic tables and benches; better enforcement of leash laws; removal of invasive species; add more trees near the stream for more shade.
Negative	Safety concerns of no motorists or patrols (multiple mentions); desire for access to road for both travel and enjoyment of the park by car (multiple mentions); concern that nearby neighborhoods are losing an important route option (multiple mentions); concern for congestion during times when IU students are in town - especially on game days (multiple mentions).
Neutral	
Positive	Multiple mentions of feeling safer with no vehicles to be able to bike, jog, walk, teach children to ride bikes, etc. Multiple mentions of the increased quiet, ability to keep a safe social distance, and return of wildlife.
Safety issue	See accessibility issues; see improvement suggestions related to re-paving the road and keeping it free from debris; multiple suggestions that drugs and drug paraphernalia are present; concern that drug deals are being made and is a location for unhoused to camp; issues of cars and motorcycles going past the barriers to use the road (latest mention of this was 8/27/20). New in Sept/Oct - concerns about teens using foul language, burning things, and using knives in the playgrounds. New in Feb-May 2021 - naked men jumping from bushes, used needles, used condoms, middle-aged men hanging around the playgrounds.