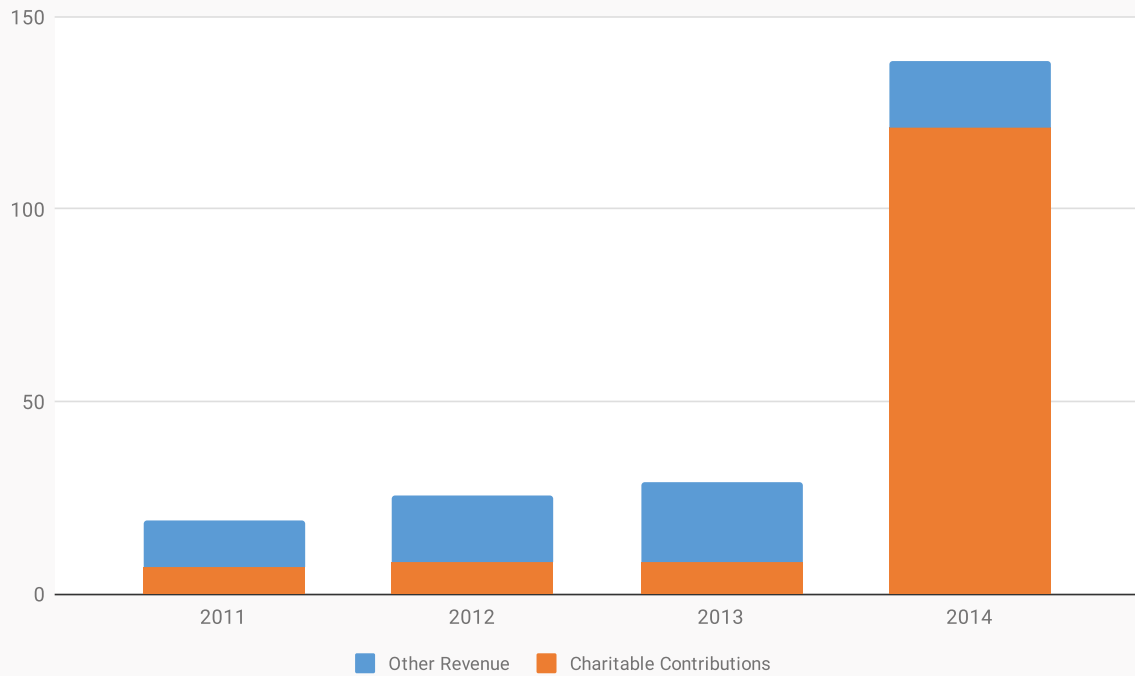
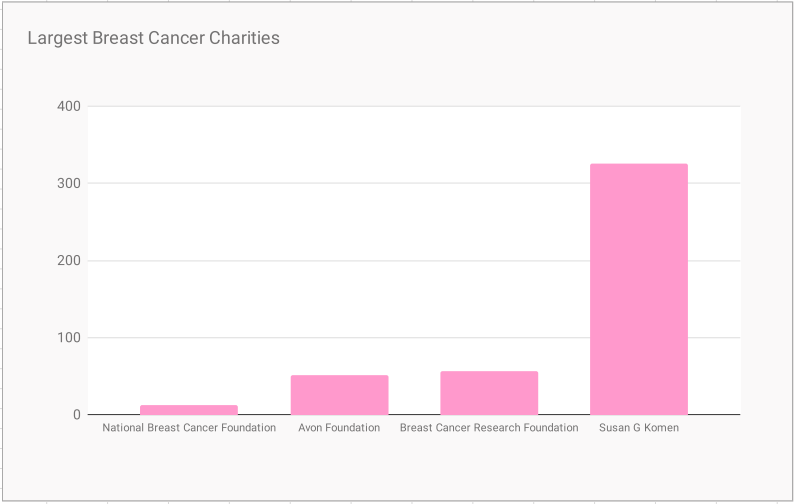


ALS foundation gifts/contributions				
Year	Charitable Contributions	Other Revenue	Total Revenue	
2011	7177133	11865444	19042577	
2012	8337948	17406564	25744512	
2013	8412445	20689873	29102318	
2014	121358204	17195181	13855338	4.7609054

ALS Association Revenue

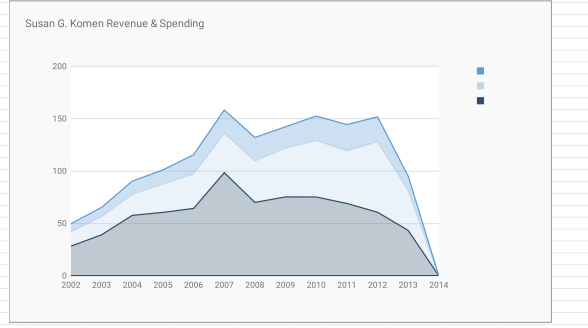
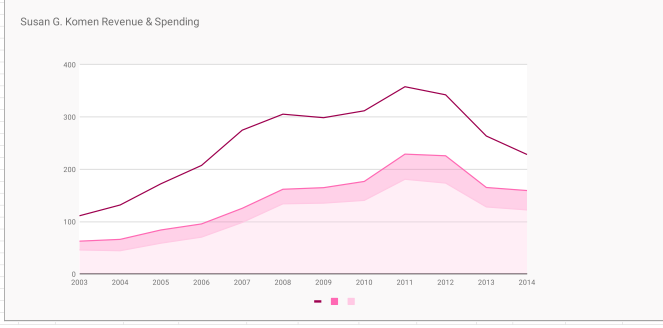


Non Profit	Yearly Revenue	Year
National Breast Cancer Foundation	12983889	2014
Avon Foundation	50929909	2014
Breast Cancer Research Foundation	56559237	2014
Susan G Komen	325202243	2013



Order	Revenue	Primary Revenue	Contributions	Program Services	Membership	Other Revenue	Total Revenue	Total Expenses	Research	Education	Screening	Treatment	Admin	Fundraising	Non Education Program	Education	Supporting	Total Revenue	Education	Fundraising	Education + Fundraising
1	2002	83076942	82564990	338612	173340	15917314	9894256									0	0	111,361,616	46,096,176	16,749,370	62,845,546
2	2003	95565202	95160992	280337	154873	15766414	111361616		28353275	46096176	1367827	749801	16749369.5	16749369.5	49819703	46096176	33498739	331,965,411	44,607,887	21,670,578	66,278,465
3	2004	117686976	116847884	680722	158370	14278435	131965411		39230259	44607887	17438937	8736906	21670578	21670578	65406102	44607887	43341156	172,411,500	59,018,000	25,205,000	84,223,000
4	2005	147916626	127975135	19854851	86640	24494874	172411500		57796000	59018000	20314000	12369000	20935000	25205000	90479000	59018000	46140000	207,528,733	70,581,000	25,205,000	95,786,000
5	2006	178314884	156464659	21755472	94553	29214049	207528733		66617000	70581000	27127000	13454000	20935000	25205000	101198000	70581000	46140000	274,875,945	98,599,000	27,026,000	125,625,000
6	2007	237003229	209116476	27596320	129433	37833916	274879545		64403000	98599000	35114000	18243000	27485000	27036000	11578000	98599000	54511000	305,409,024	134,195,000	27,788,000	161,983,000
7	2008	262051028	228487824	33430151	133053	43358596	305409624		98548000	134195000	37840000	22024000	27499000	27788000	158376000	134195000	55287000	298,685,007	135,529,000	29,496,000	165,025,000
8	2009	267221759	235913860	31202744	0	31463248	298685007		70147000	135529000	39653000	22330000	37148000	29496000	132130000	135529000	66440000	311,855,544	140,773,000	36,146,000	176,919,000
9	2010	273707240	240926677	32673067	0	38148304	31855544		79407000	140773000	46863000	20198000	40624000	36146000	142460000	140773000	76770000	357,832,083	181,092,000	47,990,000	229,082,000
10	2011	302212055	285794584	34417473	0	37620028	357832083		75302000	181092000	54098000	23352000	27253000	47990000	15264000	181092000	75249000	342,373,536	173,811,000	52,139,000	225,950,000
11	2012	302170209	301664115	506094	0	40203317	34237326		69146000	173813000	50338000	24985000	33064000	52119000	144460000	173813000	75183000	263,673,268	128,241,844	4,083,490	132,325,335
12	2013	235712603	235266150	446453	0	27960665	263673268	337478538	60746136.84	128241844.4	67495707.6	23623497.66	20248712.28	37122639.18	151865342.1	128241844.4	57371351.46	228,394,992	122,540,737	36,988,727	159,529,464
13	2014	198166146	198066503	105643	0	30228846	228394992		43396973	122540737	38326366	13515826	23258997	36988727	95239165	122540737	60247724				

16% 44% 14% 5% 8% 13%



	<i>Total Revenue</i>	<i>Education</i>	<i>Fundraising</i>	<i>Education + Fundraising</i>
Total Revenue	1			
Education	0.9546540432	1		
Fundraising	0.6081463732	0.6363451269	1	
Education + Fundraising	0.9394713093	0.9839368426	0.7638321658	1