

Created by: Jeff Blum  
Version: 2.0 (03-Nov-2017)

CHANGES: added One Trip sheet; changed summary numbers at bottom of main entries to show local and US\$ total and average  
Renamed 2012' sheet to 'Year' and 'Monthly' sheet to 'Month'

Created new sheets for summary data and charts (one sheet each for Year, Month and One Trip tracking sheets)  
Changed charts to include value (labels) on each bar  
Changed single-color chart to be 3D  
Added charts to show each category as a different color  
Changed formatting on the data series used to populate the charts (to \$0.00; and €0.00;...) so that zero value cells will be blank (and, thus, labels for those will be ignored)  
Made some formula changes to show empty cells if appropriate (vs. N/A or a number previously)  
Changed the summary rows on the tracking sheets to calculate local currency and US\$ (previously was only showing US\$ and doing so in the local currency column)

To request a copy of this in Open Office format, use the contact form on my Lengthy Travel site ([lengthytravel.com/contact/](http://lengthytravel.com/contact/))

**NOTE: Please don't request permission to access this file. Just use the 'Make a copy' option from the File menu**

#### NOTES

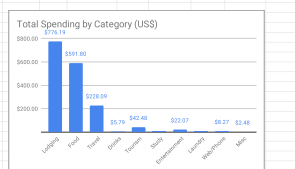
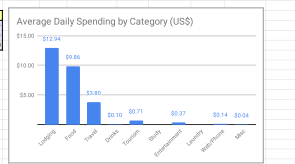
- 1 This spreadsheet will track up to 1 year (365 days) of travel expenses; if you wish to track longer just copy the worksheet and start over  
I have also added a monthly version of the worksheet in case you are making a shorter trip. You will need to manually enter the currency for each day.  
I have also added a One Trip sheet if you want to track each separate destination in a multi-destination trip. The assumption is you will only have one currency, which you can enter in the variables. If that isn't the case, you will need to overwrite the relevant cells manually.  
I have left the worksheet with my personal data so you can see what things (including the charts) look like but delete and use your own when you are ready. NOTE: do NOT delete the columns labeled \$ as those are formulas which will automatically convert your local currency entries.
- 2 Fill out the orange cells (to the right of the worksheet) with your specific details (dates, countries and their respective currencies and exchange rates)
- 3 This project supports 40 popular travel destination currencies for tracking. To add more you will need some basic spreadsheet skills.  
Start with the current FX rate, but for more accurate numbers, track your ATM withdrawals and equivalent exchange rates and update accordingly  
I have left my ATM history in the FX Rates sheet for you to use as a guide/example but obviously you should delete that and replace with your own info.
- 4 I have included the basic categories for expense tracking in my case but if you wish, just change the heading of any category to your own instead  
Adding more categories will require some spreadsheet skills on your part.  
I have two columns for each category, one for local currency (what you actually spent) and one for US\$ equivalent. Just enter the local numbers.
- 5 Basic summary statistics as well as total spending and average daily spending bar graphs (one 3D, one color) are provided on a separate worksheet (to the right)
- 6 If you wish to not show any empty cells in the bar charts, simply right click the row that is blank and hide it

Region	Currency	Abbrev	US \$ buys	[ Total Local	Total \$US	My Rate	ATM Date	Abbrev	local AMT	\$US	FX Rate	Notes
North America	US Dollar	USD	1.00	5420.00	5395.00	1.00	3/8/2009	MXN	1500.00	98.27	15.26	
Europe	Euro (€)	EUR	0.75	0.00	0.00	0.75	3/10/2009	MXN	1500.00	97.95	15.31	
North America	Canada Dollar	CAD	1.00	0.00	0.00	1.00	3/14/2009	MXN	3000.00	205.92	14.57	
North America	Mexican Peso	MXN	14.20	17000.00	1173.50	14.49	3/19/2009	MXN	4000.00	282.77	14.15	
Central America	Belize Dollars	BZD	1.9698	0.00	0.00	1.97	3/23/2009	MXN	3000.00	209.49	14.32	Note: on 3/23/09 bought 746 Quetzals from Katrine & Anders for 1050 Pesos
Central America	Guatemala Quetzal	GTQ	7.91	12500.00	1554.21	8.04	3/29/2009	MXN	4000.00	279.10	14.33	
Central America	Honduras Lempiras	HNL	19.5	21600.00	1145.53	18.86	4/15/2009	GTQ	1500.00	187.46	8.00	
Central America	Nicaragua Cordoba	NIO	20.1525	24700.00	1207.69	20.45	4/19/2009	GTQ	2000.00	250.28	7.99	
Central America	Costa Rica Colones	CRC	513	1340000.00	2382.31	562.48	4/25/2009	GTQ	2000.00	250.59	7.98	
South America	Colombia Peso	COP	1773.00	5498000.00	2919.85	1882.97	5/9/2009	GTQ	1000.00	124.07	8.06	
South America	Bolivia Bolivianos	BOB	6.90	9395.00	1353.19	6.94	5/11/2009	GTQ	2000.00	248.14	8.06	
South America	Peru Nuevos Soles	PEN	2.68	5040.00	1800.67	2.80	5/17/2009	GTQ	2000.00	246.91	8.10	
South America	Chile Peso	CLP	478.93	407000.00	853.12	477.07	5/30/2009	GTQ	1000.00	123.38	8.11	
South America	Argentina Peso	ARS	4.35	24100.00	5764.93	4.18	6/3/2009	GTQ	1000.00	123.38	8.11	
South America	Brazil Real	BRL	1.70	8240.00	4545.73	1.81	6/8/2009	HNL	360.00	20.00	18.00	
South America	Paraguay Guarani	PYG	4366.80	1300000.00	311.26	4176.57	6/8/2009	HNL	160.00	10.00	16.00	
South America	Uruguay Peso	UYU	19.40	10430.00	534.32	19.52	6/8/2009	HNL	2500.00	132.31	18.90	
South America	Venezuela Bolivar Fuerte	VEF	4.30	0.00	0.00	4.30	6/9/2009	HNL	2400.00	127.02	18.89	
Asia	Thai Baht	THB	30.36	0.00	0.00	30.36	6/10/2009	HNL	5000.00	264.62	18.90	
Asia	Laos Kip	LAK	7985.00	0.00	0.00	7985.00	6/10/2009	HNL	200.00	10.00	20.00	
Asia	Myanmar (Burma) Kyat	MMK	6.51	0.00	0.00	6.51	6/17/2009	HNL	5000.00	264.62	18.90	
Asia	Vietnam Dong	VND	20833.33	0.00	0.00	20833.33	6/28/2009	HNL	2400.00	127.02	18.89	
Asia	Cambodia Riel	KHR	3952.57	0.00	0.00	3952.57	7/3/2009	HNL	3400.00	179.94	18.90	
Asia	Philippine Peso	PHP	42.83	0.00	0.00	42.83	7/8/2009	HNL	180.00	10.00	18.00	
Asia	Malaysia Ringgit	MYR	3.01	0.00	0.00	3.01	7/10/2009	USD	200.00	200.00	1.00	
Asia	South Korea Won	KRW	1124.86	0.00	0.00	1124.86	7/17/2009	USD	250.00	250.00	1.00	
Asia	Japan Yen	JPY	80.56	0.00	0.00	80.56	7/24/2009	USD	200.00	200.00	1.00	
Asia	Indonesia Rupia	IDR	9009.00	0.00	0.00	9009.00	8/1/2009	NIO	1000.00	50.00	20.00	
Asia	India Rupee	INR	49.07	0.00	0.00	49.07	8/4/2009	NIO	2400.00	117.48	20.43	
Asia	Australia Dollar	AUD	0.93	0.00	0.00	0.93	8/8/2009	NIO	2900.00	141.89	20.44	
Asia	New Zealand Dollar	NZD	1.19	0.00	0.00	1.19	8/12/2009	NIO	2000.00	97.79	20.45	
Asia	China Yuan Renminbi	CNY	6.60	0.00	0.00	6.60	8/14/2009	NIO	2400.00	117.32	20.46	
Africa / Middle East	Morocco Dirham	MAD	8.31	0.00	0.00	8.31	8/20/2009	NIO	2400.00	117.24	20.47	
Africa / Middle East	Ethiopia Birr	ETB	17.41	0.00	0.00	17.41	8/24/2009	NIO	2900.00	141.63	20.48	
Africa / Middle East	Egypt Pound	EGP	6.03	0.00	0.00	6.03	8/26/2009	NIO	2900.00	141.53	20.49	
Africa / Middle East	Israel Shekel	ILS	3.79	0.00	0.00	3.79	8/30/2009	NIO	2900.00	141.50	20.49	
Africa / Middle East	Jordan Dinar	JOD	0.71	0.00	0.00	0.71	9/6/2009	USD	200.00	200.00	1.00	
Africa / Middle East	South Africa	ZAR	7.53	0.00	0.00	7.53	9/8/2009	NIO	2900.00	141.31	20.52	
Europe	Swiss Franc	CHF	0.90	0.00	0.00	0.90	9/14/2009	USD	200.00	200.00	1.00	
Europe	British Pound	GBP	0.63	0.00	0.00	0.63	9/17/2009	USD	200.00	200.00	1.00	
							9/27/2009	CRC	100000.00	171.93	581.63	
							10/2/2009	CRC	60000.00	103.11	581.90	
							10/5/2009	CRC	75000.00	128.89	581.89	
							10/9/2009	CRC	50000.00	86.26	579.64	
							10/16/2009	CRC	85000.00	147.14	577.68	
							10/25/2009	CRC	60000.00	106.00	566.04	
							10/29/2009	CRC	50000.00	86.78	576.17	
							11/1/2009	USD	100.00	100.00	1.00	
							11/3/2009	USD	100.00	100.00	1.00	
							11/8/2009	CRC	70000.00	123.38	567.35	
							11/16/2009	CRC	80000.00	142.33	562.07	
							11/28/2009	CRC	55000.00	99.37	553.49	
							12/2/2009	USD	100.00	100.00	1.00	
							12/5/2009	USD	200.00	200.00	1.00	
							12/11/2009	USD	200.00	200.00	1.00	
							12/18/2009	USD	200.00	200.00	1.00	
							12/23/2009	USD	200.00	200.00	1.00	
							12/28/2009	CRC	80000.00	141.90	563.78	
							1/3/2010	CRC	100000.00	179.00	558.66	
							1/8/2010	CRC	100000.00	177.14	564.53	
							1/14/2010	CRC	100000.00	177.15	564.49	
							1/20/2010	USD	200.00	200.00	1.00	
							1/26/2010	USD	200.00	200.00	1.00	
							1/26/2010	USD	200.00	200.00	1.00	
							1/28/2010	CRC	100000.00	180.21	554.91	
							2/15/2010	CRC	100000.00	183.47	545.05	
							3/17/2010	USD	100	100.00	1.00	
							4/30/2010	CRC	75000	148.25	505.90	
							5/8/2010	USD	100	100.00	1.00	
							5/14/2010	USD	100	100.00	1.00	
							5/18/2010	USD	200	200.00	1.00	
							5/19/2010	USD	100	100.00	1.00	
							5/22/2010	USD	350	350.00	1.00	
							5/27/2010	COP	300000	151.81	1976.15	
							5/31/2010	COP	300000	152.54	1966.70	
							5/31/2010	COP	300000	152.54	1966.70	
							6/6/2010	COP	300000	154.97	1935.86	* using UFCU card
							6/8/2010	COP	300000	153.63	1952.74	* using UFCU card
							6/16/2010	COP	900000	468.51	1920.98	* using UFCU card
							6/26/2010	COP	500000	264.64	1889.36	* using UFCU card
							7/20/2010	COP	188000	100.00	1880.00	part of cash deposit refund from Rod
							7/22/2010	COP	520000	278.70	1865.81	* using UFCU card
							8/5/2010	COP	320000	174.46	1834.23	
							8/11/2010	COP	400000	221.17	1808.56	
							8/17/2010	COP	400000	220.74	1812.09	*incl. Refund of \$3.04 fee
							8/22/2010	COP	520000	285.91	1818.75	
							8/24/2010	COP	150000	84.03	1785.08	* using UFCU card
							8/28/2010	COP	100000	56.20	1779.36	* using UFCU card
							9/2/2010	USD	200	200.00	1.00	
							9/8/2010	USD	220	200.00	1.10	
							9/17/2010	USD	250	250.00	1.00	
							9/26/2010	USD	250	250.00	1.00	
							10/11/2010	USD	150	150	1.00	
							10/13/2010	USD	100	100	1.00	
							10/17/2010	PEN	40	15	2.67	* at border and at hotel
							10/17/2010	PEN	500	179.53	2.79	
							10/25/2010	PEN	500	179.02	2.79	
							11/2/2010	PEN	450	160.83	2.80	
							11/3/2010	PEN	400	143.53	2.79	
							11/11/2010	PEN	500	179.15	2.79	
							11/18/2010	PEN	700	250.18	2.80	
							11/21/2010	PEN	400	142.75	2.80	
							11/27/2010	PEN	500	177.75	2.81	



Date	Day	Currency	Place	Lodging	Food	Travel	Drinks	Tourism	Study	Entertainment	Laundry	WebPhone	Misc	Total (Local)	Ex. Rate	Total (USD)	Aug.	
12/20/16	1	USD	Salvador	27.00	14.89	0.00	0.00	0.00	0.00	0.00	0.00	0.00	0.00	0.00	1.00	27.00	1.00	27.00
12/20/16	2	USD	Salvador	27.00	14.89	23.80	13.13	0.00	0.00	0.00	0.00	0.00	0.00	0.00	1.00	50.80	1.01	52.82
12/20/16	3	USD	Salvador	27.00	14.89	0.00	0.00	0.00	0.00	0.00	0.00	0.00	0.00	0.00	1.00	27.00	1.01	27.00
12/20/16	4	USD	Salvador	27.00	14.89	27.00	15.00	0.00	0.00	0.00	0.00	0.00	0.00	0.00	1.00	54.25	1.01	55.26
12/20/16	5	USD	Salvador	27.00	14.89	0.00	0.00	0.00	0.00	0.00	0.00	0.00	0.00	0.00	1.00	27.00	1.01	27.00
12/20/16	6	USD	Salvador	27.00	14.89	20.00	11.31	0.00	0.00	0.00	0.00	0.00	0.00	0.00	1.00	42.00	1.01	43.01
12/20/16	7	USD	Salvador	27.00	14.89	27.00	15.39	0.00	0.00	0.00	0.00	0.00	0.00	0.00	1.00	54.00	1.01	55.01
12/20/16	8	USD	Salvador	27.00	14.89	35.00	30.89	0.00	0.00	0.00	0.00	0.00	0.00	0.00	1.00	62.00	1.01	63.01
12/20/16	9	USD	Salvador	27.00	14.89	22.00	12.27	12.00	0.00	0.00	0.00	0.00	0.00	0.00	1.00	41.00	1.01	42.01
12/20/16	10	USD	Salvador	27.00	14.89	0.00	0.00	0.00	0.00	0.00	0.00	0.00	0.00	0.00	1.00	27.00	1.01	27.00
12/20/16	11	USD	Salvador	27.00	14.89	38.00	21.20	0.00	0.00	0.00	0.00	0.00	0.00	0.00	1.00	65.00	1.01	66.01
12/20/16	12	USD	Salvador	27.00	14.89	27.00	15.00	0.00	0.00	0.00	0.00	0.00	0.00	0.00	1.00	54.00	1.01	55.01
12/20/16	13	USD	Salvador	27.00	14.89	26.00	14.37	0.00	0.00	0.00	0.00	0.00	0.00	0.00	1.00	53.00	1.01	54.01
12/20/16	14	USD	Salvador	27.00	14.89	20.00	11.00	0.00	0.00	0.00	0.00	0.00	0.00	0.00	1.00	47.00	1.01	48.01
12/20/16	15	USD	Salvador	27.00	14.89	8.50	4.49	0.00	0.00	0.00	5.00	2.76	0.00	0.00	1.00	40.25	1.01	41.26
12/20/16	16	USD	Salvador	27.00	14.89	33.25	18.34	0.00	0.00	0.00	0.00	0.00	0.00	0.00	1.00	60.25	1.01	61.26
12/20/16	17	USD	Salvador	27.00	14.89	38.00	10.95	0.00	0.00	0.00	0.00	0.00	0.00	0.00	1.00	68.00	1.01	69.01
12/20/16	18	USD	Salvador	27.00	14.89	21.00	11.58	0.00	0.00	0.00	0.00	0.00	0.00	2.00	1.10	50.00	1.01	51.01
12/20/16	19	USD	Salvador	27.00	14.89	5.00	2.76	0.00	0.00	0.00	0.00	0.00	0.00	0.00	1.00	32.00	1.01	33.01
12/20/16	20	USD	Salvador	27.00	14.89	0.00	0.00	0.00	0.00	0.00	15	8.27	0.00	0.00	1.00	42.00	1.01	43.01
12/20/16	21	USD	Salvador	27.00	14.89	21.00	11.58	0.00	0.00	0.00	0.00	0.00	0.00	0.00	1.00	48.00	1.01	49.01
12/20/16	22	USD	Salvador	27.00	14.89	30.00	5.52	10.00	0.00	0.00	0.00	0.00	0.00	0.00	1.00	47.00	1.01	48.01
12/20/16	23	USD	Salvador	27.00	14.89	0.00	0.00	0.00	0.00	0.00	0.00	0.00	0.00	0.00	1.00	27.00	1.01	27.00
12/20/16	24	USD	Salvador	27.00	14.89	45.00	25.10	0.00	0.00	0.00	0.00	0.00	0.00	0.00	1.00	72.00	1.01	73.01
12/20/16	25	USD	Salvador	27.00	14.89	17.00	9.38	0.00	0.00	0.00	0.00	0.00	0.00	0.00	1.00	44.00	1.01	45.01
12/20/16	26	USD	Salvador	27.00	14.89	13.85	7.64	0.00	0.00	0.00	0.00	0.00	0.00	0.00	1.00	40.85	1.01	41.86
12/20/16	27	USD	Salvador	27.00	14.89	0.00	0.00	0.00	0.00	0.00	0.00	0.00	0.00	0.00	1.00	27.00	1.01	27.00
12/20/16	28	USD	Salvador	27.00	14.89	28.50	16.27	0.00	0.00	0.00	0.00	0.00	0.00	0.00	1.00	55.50	1.01	56.51
12/20/16	29	USD	Salvador	27.00	14.89	0.00	0.00	0.00	0.00	0.00	0.00	0.00	0.00	0.00	1.00	27.00	1.01	27.00
12/20/16	30	USD	Salvador	27.00	14.89	7.40	4.08	0.00	0.00	0.00	0.00	0.00	0.00	0.00	1.00	34.40	1.01	35.41
12/20/16	31	USD	Salvador	27.00	14.89	35.00	20.14	0.00	0.00	0.00	0.00	0.00	0.00	0.00	1.00	62.00	1.01	63.01
12/20/16	32	USD	Salvador	27.00	14.89	0.00	0.00	0.00	0.00	0.00	0.00	0.00	0.00	0.00	1.00	27.00	1.01	27.00
12/20/16	33	USD	Salvador	27.00	14.89	24.75	13.65	14.00	7.72	15.50	5.79	0.00	0.00	2.50	1.38	63.50	1.01	64.51
12/20/16	34	USD	Salvador	27.00	14.89	15.00	8.27	0.00	0.00	0.00	0.00	0.00	0.00	0.00	1.00	42.00	1.01	43.01
12/20/16	35	USD	Salvador	27.00	14.89	20.00	11.31	0.00	0.00	0.00	0.00	0.00	0.00	0.00	1.00	47.00	1.01	48.01
12/20/16	36	USD	Salvador	27.00	14.89	0.00	0.00	0.00	0.00	0.00	0.00	0.00	0.00	0.00	1.00	27.00	1.01	27.00
12/20/16	37	USD	Salvador	27.00	14.89	36.00	21.51	0.00	0.00	0.00	0.00	0.00	0.00	0.00	1.00	63.00	1.01	64.01
12/20/16	38	USD	Salvador	27.00	14.89	0.00	0.00	0.00	0.00	0.00	0.00	0.00	0.00	15.00	8.27	42.00	1.01	43.01
12/20/16	39	USD	Salvador	27.00	14.89	0.00	0.00	0.00	0.00	0.00	0.00	0.00	0.00	0.00	1.00	27.00	1.01	27.00
12/20/16	40	USD	Salvador	27.00	14.89	0.00	0.00	0.00	0.00	0.00	0.00	0.00	0.00	0.00	1.00	27.00	1.01	27.00
12/20/16	41	USD	Salvador	27.00	14.89	41.85	22.95	0.00	0.00	0.00	20.00	11.03	0.00	0.00	1.00	60.00	1.01	61.01
12/20/16	42	USD	Salvador	27.00	14.89	0.00	0.00	0.00	0.00	0.00	0.00	0.00	0.00	0.00	1.00	27.00	1.01	27.00
12/20/16	43	USD	Salvador	27.00	14.89	17.00	9.38	0.00	0.00	0.00	0.00	0.00	0.00	0.00	1.00	44.00	1.01	45.01
12/20/16	44	USD	Salvador	27.00	14.89	31.50	17.38	0.00	0.00	0.00	0.00	0.00	0.00	0.00	1.00	58.50	1.01	59.51
12/20/16	45	USD	Salvador	27.00	14.89	0.00	0.00	0.00	0.00	0.00	0.00	0.00	0.00	0.00	1.00	27.00	1.01	27.00
12/20/16	46	USD	Salvador	27.00	14.89	4.70	2.59	288.60	182.21	0.00	0.00	0.00	0.00	0.00	1.00	293.00	1.01	294.01
12/20/16	47	USD	Salvador	0.00	0.00	36.00	19.86	3.75	2.07	0.00	0.00	0.00	0.00	0.00	1.00	39.75	1.01	40.76
12/20/16	48	USD	Salvador	0.00	0.00	28.00	16.00	21.60	11.00	0.00	0.00	0.00	0.00	0.00	1.00	50.60	1.01	51.61
12/20/16	49	USD	Salvador	0.00	0.00	31.50	17.38	4.50	2.48	0.00	0.00	0.00	0.00	0.00	1.00	36.00	1.01	37.01
12/20/16	50	USD	Salvador	0.00	0.00	33.00	18.48	27.50	15.17	0.00	0.00	0.00	0.00	0.00	1.00	61.00	1.01	62.01
12/20/16	51	USD	Salvador	0.00	0.00	47.00	25.00	0.00	0.00	0.00	0.00	0.00	0.00	0.00	1.00	47.00	1.01	48.01
12/20/16	52	USD	Salvador	0.00	0.00	33.00	18.20	4.30	2.37	0.00	0.00	0.00	0.00	0.00	1.00	37.30	1.01	38.31
12/20/16	53	USD	Salvador	0.00	0.00	45.00	25.10	16.00	9.18	0.00	0.00	0.00	0.00	0.00	1.00	62.00	1.01	63.01
12/20/16	54	USD	Salvador	0.00	0.00	19.00	10.48	0.00	0.00	0.00	0.00	0.00	0.00	0.00	1.00	19.00	1.01	19.00
12/20/16	55	USD	Salvador	27.00	14.89	36.00	19.97	4.60	2.54	0.00	0.00	0.00	0.00	0.00	1.00	67.50	1.01	68.51
12/20/16	56	USD	Salvador	27.00	14.89	7.00	3.80	0.00	0.00	0.00	0.00	0.00	0.00	0.00	1.00	34.00	1.01	35.01
12/20/16	57	USD	Salvador	27.00	14.89	6.00	3.31	0.00	0.00	0.00	0.00	0.00	0.00	0.00	1.00	33.00	1.01	34.01
12/20/16	58	USD	Salvador	27.00	14.89	24.20	13.38	0.00	0.00	0.00	0.00	0.00	0.00	0.00	1.00	51.25	1.01	52.26
12/20/16	59	USD	Salvador	27.00	14.89	0.00	0.00	0.00	0.00	0.00	0.00	0.00	0.00	0.00	1.00	27.00	1.01	27.00
12/20/16	60	USD	Salvador	27.00	14.89	0.00	0.00	0.00	0.00	0.00	0.00	0.00	0.00	0.00	1.00	27.00	1.01	27.00

Start Year	End Year	Start Month	End Month	Start Day	End Day
2016	2016	12	2	20	30



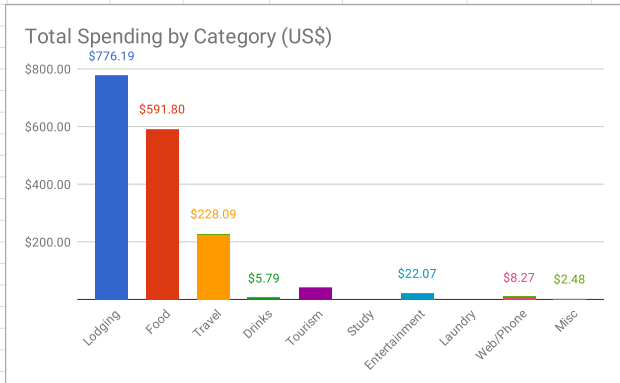
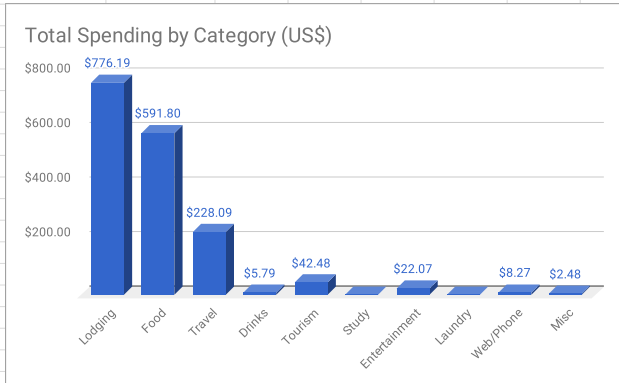
Country	Lodging	Food	Travel	Drinks	Tourism	Study	Entertainment	Laundry	WebPhone	Misc	Total (USD)	Total (€)
US Dollar (USD)	\$776.10	\$991.80	\$238.00	\$6.79	\$42.48	\$22.07	\$8.27	\$2.40	\$2.40	\$1677.17	\$1257.85	€1257.85

Country	Lodging	Food	Travel	Drinks	Tourism	Study	Entertainment	Laundry	WebPhone	Misc	Avg (USD)	
US Dollar (USD)	\$12.94	\$9.86	\$3.80	\$0.10	\$0.71	\$0.37	\$0.14	\$0.14	\$0.04	\$0.04	\$27.36	€26.96

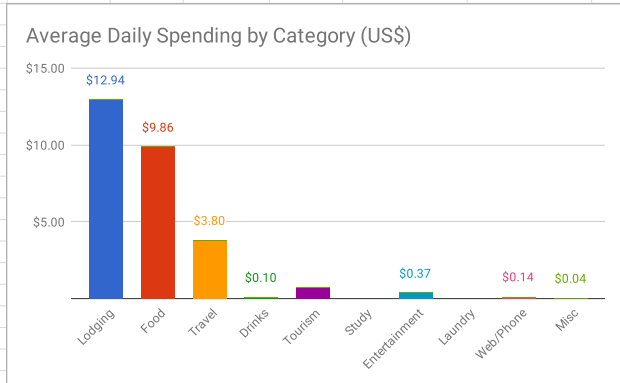
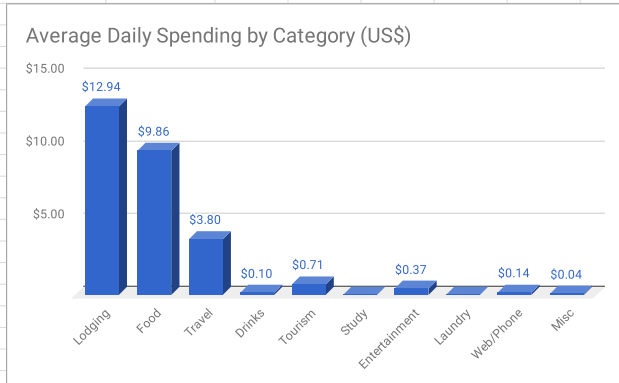




Category	Total Spending (US\$)	Lodging	Food	Travel	Drinks	Tourism	Study	Entertainment	Laundry	Web/Phone	Misc
Lodging	\$776.19	\$776.19									
Food	\$591.80		\$591.80								
Travel	\$228.09			\$228.09							
Drinks	\$5.79				\$5.79						
Tourism	\$42.48					\$42.48					
Study											
Entertainment	\$22.07							\$22.07			
Laundry											
Web/Phone	\$8.27									\$8.27	
Misc	\$2.48										\$2.48



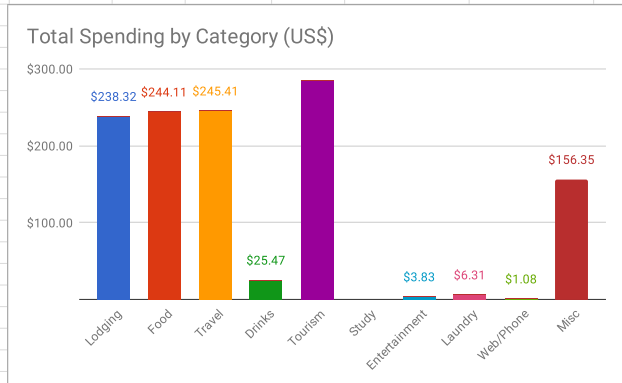
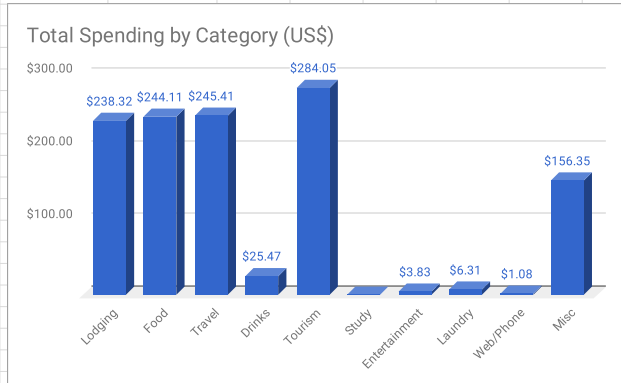
Category	Average Daily Spending (US\$)	Lodging	Food	Travel	Drinks	Tourism	Study	Entertainment	Laundry	Web/Phone	Misc
Lodging	\$12.94	\$12.94									
Food	\$9.86		\$9.86								
Travel	\$3.80			\$3.80							
Drinks	\$0.10				\$0.10						
Tourism	\$0.71					\$0.71					
Study											
Entertainment	\$0.37							\$0.37			
Laundry											
Web/Phone	\$0.14									\$0.14	
Misc	\$0.04										\$0.04



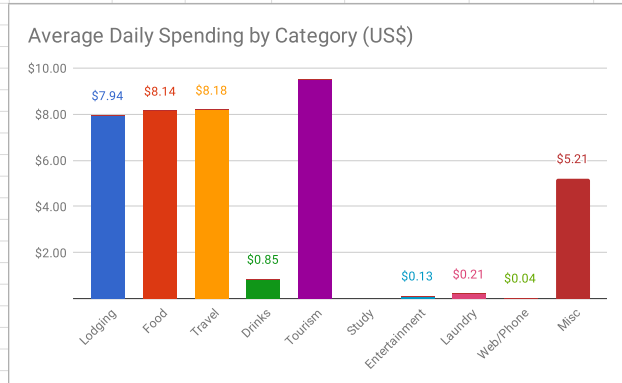
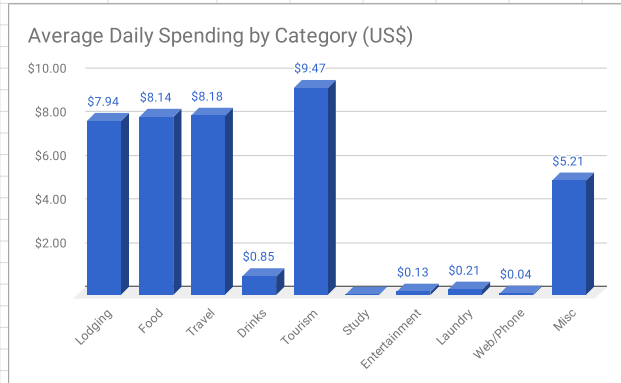




Category	Total Spending (US\$)	Lodging	Food	Travel	Drinks	Tourism	Study	Entertainment	Laundry	Web/Phone	Misc
Lodging	\$238.32	\$238.32									
Food	\$244.11		\$244.11								
Travel	\$245.41			\$245.41							
Drinks	\$25.47				\$25.47						
Tourism	\$284.05					\$284.05					
Study											
Entertainment	\$3.83							\$3.83			
Laundry	\$6.31								\$6.31		
Web/Phone	\$1.08									\$1.08	
Misc	\$156.35										\$156.35

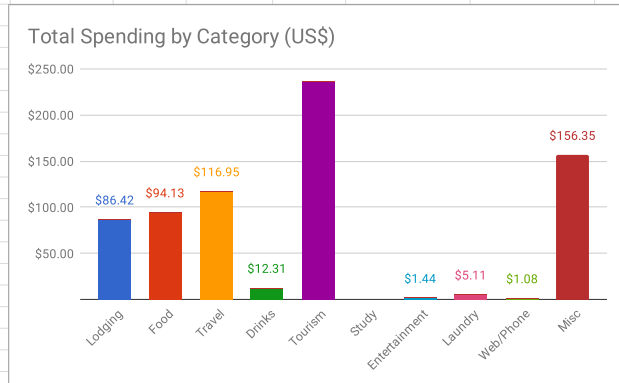
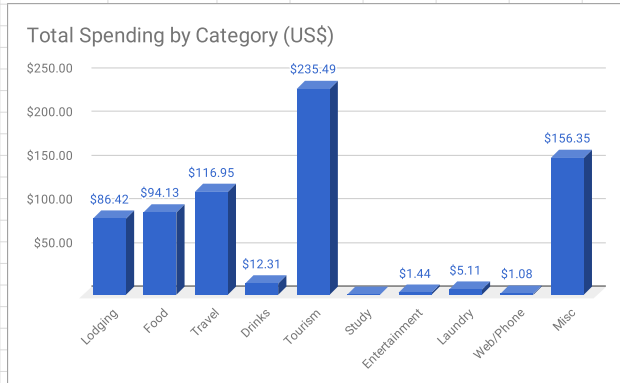


Category	Average Daily Spending (US\$)	Lodging	Food	Travel	Drinks	Tourism	Study	Entertainment	Laundry	Web/Phone	Misc
Lodging	\$7.94	\$7.94									
Food	\$8.14		\$8.14								
Travel	\$8.18			\$8.18							
Drinks	\$0.85				\$0.85						
Tourism	\$9.47					\$9.47					
Study											
Entertainment	\$0.13							\$0.13			
Laundry	\$0.21								\$0.21		
Web/Phone	\$0.04									\$0.04	
Misc	\$5.21										\$5.21

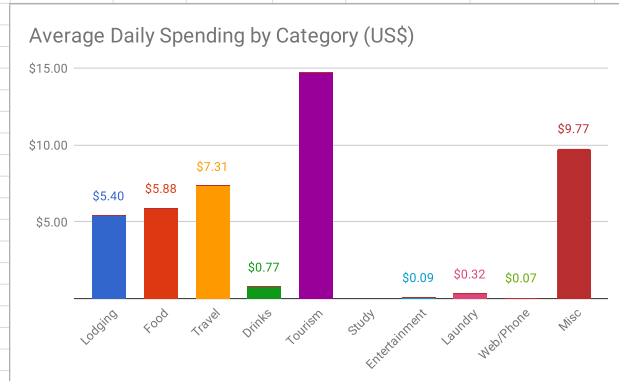
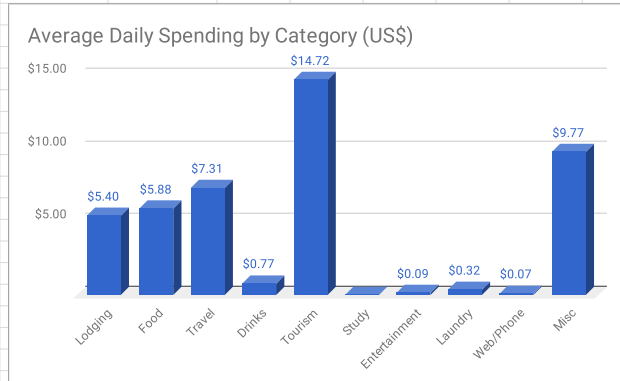




Category	Total Spending (US\$)	Lodging	Food	Travel	Drinks	Tourism	Study	Entertainment	Laundry	Web/Phone	Misc
Lodging	\$86.42	\$86.42									
Food	\$94.13		\$94.13								
Travel	\$116.95			\$116.95							
Drinks	\$12.31				\$12.31						
Tourism	\$235.49					\$235.49					
Study											
Entertainment	\$1.44							\$1.44			
Laundry	\$5.11								\$5.11		
Web/Phone	\$1.08									\$1.08	
Misc	\$156.35										\$156.35



Category	Average Daily Spending (US\$)	Lodging	Food	Travel	Drinks	Tourism	Study	Entertainment	Laundry	Web/Phone	Misc
Lodging	\$5.40	\$5.40									
Food	\$5.88		\$5.88								
Travel	\$7.31			\$7.31							
Drinks	\$0.77				\$0.77						
Tourism	\$14.72					\$14.72					
Study											
Entertainment	\$0.09							\$0.09			
Laundry	\$0.32								\$0.32		
Web/Phone	\$0.07									\$0.07	
Misc	\$9.77										\$9.77



[1] From Internet

[2] Use the average exchange rate calculated below or until it is known the rate you find on the Internet

[3] Maximum 31

[4] Use the average exchange rate calculated below or until it is known the rate you find on the Internet

[5] Maximum 31

[6] Use the average exchange rate calculated below or until it is known the rate you find on the Internet