





**STATEMENT OF RECEIPTS AND EXPENDITURES**

**CY 2021**

Province, City or Municipality: **GLORIA**

Particulars (1)	Account Code (PGCA)	Actual Year	Current Year			Budget Year
			First Semester	Second Semester	Total	
<b>RECEIPTS</b>						
I. Beginning Cash Balance			65,659,260.30	104,617,286.53	65,659,260.30	
<b>II. Receipts</b>						
<b>A. Local Sources</b>						
<b>1. Tax Revenue</b>						
<b>a. Real Property Tax (RPT)</b>						
i. Basic RPT			2,746,538.16	1,571,643.41	4,318,181.57	
ii. Special Education Fund			3,433,172.71	1,964,554.26	5,397,726.97	
<b>b. Business Tax</b>			4,593,884.76	827,738.89	5,421,623.65	
<b>c. Other Local Taxes</b>			466,423.40	94,317.49	560,740.89	
<b>Total Tax Revenue</b>			<b>11,240,019.03</b>	<b>4,458,254.05</b>	<b>15,698,273.08</b>	
<b>2. Non Tax Revenue</b>						
<b>a. Regulatory Fees</b>			3,644,632.15	1,206,523.46	4,851,155.61	
<b>b. Service/User Charges</b>			4,392,384.42	4,596,121.99	8,988,506.41	
<b>c. Receipts from Economic Enterprise</b>			-	-	-	
<b>d. Other Receipts</b>			30,593.67	218,627.77	249,221.44	
<b>Total Non Tax Revenue</b>			<b>8,067,610.24</b>	<b>6,021,273.22</b>	<b>14,088,883.46</b>	
<b>Total Local Sources</b>			<b>19,307,629.27</b>	<b>10,479,527.27</b>	<b>29,787,156.54</b>	
<b>B. External Sources</b>						
<b>1. Internal Revenue Allotment</b>			88,641,588.48	88,641,588.48	177,283,176.96	
<b>2. Share from GOCCs (PAGCOR and PCSO)</b>			-	-	-	
<b>3. Other Shares from National Tax Collection</b>			-	-	-	
a. Share from Ecozone			-	-	-	
b. Share from EVAT			-	-	-	
c. Share from National Wealth			101,400.00	-	101,400.00	
d. Share from Tobacco Excise Tax			-	-	-	
<b>4. National Government Transfer</b>			-	-	-	
<b>5. Inter-Local Transfer</b>			19,606,450.99	32,738,318.13	52,344,769.12	
<b>6. Extraordinary Receipts / Grants / Donation / Aids</b>			0.00	7,276.00	7,276.00	
<b>Total External Sources</b>			<b>108,349,439.47</b>	<b>121,387,182.61</b>	<b>229,736,622.08</b>	
<b>C. Non-Income Receipts</b>						
<b>1. Capital Investment Receipts</b>						
a. Proceeds from Sale of Assets			-	-	-	
b. Proceeds from Sale of Debt Securities of Other Entities			-	-	-	
c. Collection of Loans Receivables(Trust Liabilities)			22,393,461.30	22,264,801.15	44,658,262.45	
<b>Total Capital Investment Receipts</b>			-	-	-	
<b>2. Receipts from Loans and Borrowings</b>						
a. Acquisition of Loans(PAYABLES)			-	0.00	-	
b. Issuance of Bonds			-	-	-	
<b>Total Receipts from Loans and Borrowings</b>			-	-	-	
<b>Total Non-Income Receipts</b>			<b>22,393,461.30</b>	<b>22,264,801.15</b>	<b>44,658,262.45</b>	
<b>Total Receipts</b>			<b>150,050,530.04</b>	<b>154,131,511.03</b>	<b>304,182,041.07</b>	
<b>EXPENDITURES</b>						
<b>I. General Fund</b>						
a. General Services			91,616,633.61	113,820,694.42	205,437,328.03	
b. Economic Services			6,320,023.98	29,596,261.64	35,916,285.62	
c. Social Services			9,514,737.87	39,084,206.58	48,598,944.45	
d. Debt Services			3,292,111.97	3,228,195.34	6,520,307.31	
II. Special Education Fund			348,996.38	3,945,553.41	4,294,549.79	
III. Trust Fund from National Government Transfers			-	-	-	
<b>Total Expenditures</b>			<b>111,092,503.81</b>	<b>189,674,911.39</b>	<b>300,767,415.20</b>	
<b>Ending Cash Balance</b>			<b>104,617,286.53</b>	<b>69,073,886.17</b>	<b>69,073,886.17</b>	

Prepared by:  
  
**KARÉN M. MACABIO**  
 Local Treasurer  
  
**RÓDERICK B. LOGDAT**  
 Local Accountant  
  
**SHERALEEN C. ABUAN**  
 Local Budget Officer

Approved by:  
  
**GERMAN D. RODEGERIO**  
 Local Chief Executive