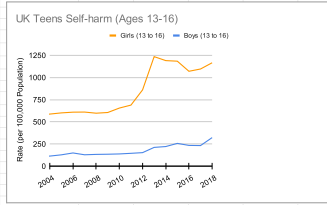


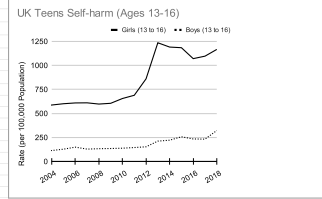
Temporal trends in annual incidence rates for psychiatric disorders and self-harm among children and adolescents in the UK, 2003–2018

SOURCE: Two population-based UK primary care cohorts were delineated in the Aurum and GOLD datasets of the Clinical Practice Research Datalink (CPRD). We included data from 9,133,246 individuals aged 1–20 who contributed 117,682,651 person-years of observation time.

	2003	2004	2005	2006	2007	2008	2009	2010	2011	2012	2013	2014	2015	2016	2017	2018
Girls (13 to 16)	575.1	587.2	600.6	608.8	609.9	597.1	605.0	655.0	688.5	859.7	1235.1	1190.3	1183.7	1069.9	1095.7	1165.8
Boys (13 to 16)	113.8	113.4	127.6	148.7	128.2	132.5	134.4	137.7	144.6	152.3	211.4	221	256.6	233.9	232	321.7



Girls	2010.00	2020.00	% Change
	655.00	1165.80	77.48
Boys	2010.00	2020.00	% Change
	137.70	321.70	133.62
Girls	2011.00	2013.00	% Change
	688.5	1235.1	79.39

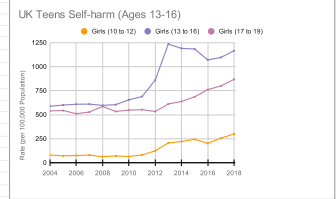


	2003	2004	2005	2006	2007	2008	2009	2010	2011	2012	2013	2014	2015	2016	2017	2018
Girls (10 to 12)	7.25	7.98	7.22	7.50	7.96	6.28	7.07	8.47	8.10	12.99	20.60	22.07	24.39	20.15	25.55	30.03
Boys (10 to 12)	3.68	3.12	3.94	3.85	4.64	3.37	2.98	3.61	2.97	3.49	4.68	5.22	7.20	6.34	7.77	9.24

	2003	2004	2005	2006	2007	2008	2009	2010	2011	2012	2013	2014	2015	2016	2017	2018
Girls (17 to 19)	49.73	53.93	54.23	51.01	53.81	58.56	53.93	54.78	55.12	53.28	61.15	63.77	68.61	70.04	79.94	86.78
Boys (17 to 19)	23.89	23.92	23.67	22.86	26.98	27.23	24.31	28.95	28.18	26.36	29.70	29.11	30.99	32.09	37.23	39.36

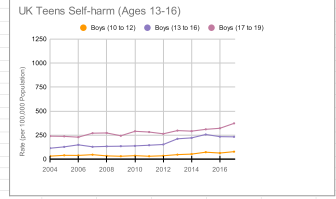
per 100k	2003	2004	2005	2006	2007	2008	2009	2010	2011	2012	2013	2014	2015	2016	2017	2018
Girls (10 to 12)	72.55	79.78	72.18	74.97	79.80	62.81	70.71	84.65	81.02	123.90	206.01	220.74	243.92	201.50	255.47	300.33
Girls (13 to 16)	575.1	587.2	600.6	608.8	609.9	597.1	605.0	655.0	688.5	859.7	1235.1	1190.3	1183.7	1069.9	1095.7	1165.8
Girls (17 to 19)	497.26	539.32	543.32	510.06	528.05	585.64	533.31	547.78	552.26	533.82	611.50	637.68	686.09	760.43	799.42	867.77

10-12	2010.00	2020.00	% Change
	84.65	304.52	364.52
13-16	2010.00	2020.00	% Change
	655.00	1165.80	77.98
17-19	2010.00	2020.00	% Change
	547.78	867.77	58.41



	2003	2004	2005	2006	2007	2008	2009	2010	2011	2012	2013	2014	2015	2016	2017	2018
Boys (10 to 12)	36.79	31.17	39.43	38.69	46.36	33.70	29.75	36.11	29.72	34.04	46.81	52.29	72.03	63.37	77.72	92.36
Boys (13 to 16)	113.8	113.4	127.6	148.7	128.2	132.5	134.4	137.7	144.6	152.3	211.4	221	256.6	233.9	232	321.7
Boys (17 to 19)	238.91	239.15	236.73	228.57	269.77	272.29	243.07	289.54	281.84	263.59	297.04	291.11	309.94	320.93	372.26	393.61

10-12	2010.00	2020.00	% Change
	36.11	304.52	156.63
13-16	2010.00	2020.00	% Change
	137.7	321.7	133.62
17-19	2010.00	2020.00	% Change
	289.54	393.61	35.94



	2003	2004	2005	2006	2007	2008	2009	2010	2011	2012	2013	2014	2015	2016	2017	2018
Boys (10 to 12)	37	31	39	38	46	34	30	36	30	35	47	52	72	63	78	92
Girls (10 to 12)	73	80	72	75	80	63	71	65	81	124	206	221	244	202	255	300

	2003	2004	2005	2006	2007	2008	2009	2010	2011	2012	2013	2014	2015	2016	2017	2018
Boys (17 to 19)	239	239	237	229	270	272	243	290	282	264	297	291	310	321	372	394
Girls (17 to 19)	497	539	543	510	528	586	533	548	552	534	611	638	686	760	799	868

