

Shotgun Start

Chosen holes for Shotgun Start


Holes	1 Group	2 Group	Starters Holes
1			1
2			2
3			3
4			4
5			5
6			6
7			7
8			8
9			9
10			10
11			11
12			12
13			13
14			14
15			15
16			16
17			17
18			18





Tee	Position	School	Name
	1	Hudson	Oliver Thompson
	2	Hudson	Brady Hansen
	3	Hudson	Ethan Meier
	4	Hudson	Blair Ingoldgrub
	5	Hudson	Cash Ugran
	6	Hudson	Dylan Steimel
	1	AGNSR	Cabe Niederhoff
	2	AGNSR	Eli Kasper
	3	AGNSR	Eston Kerns
	4	AGNSR	Trace Eitan
	5	AGNSR	Tyler Niederhoff
	6	AGNSR	Lane Rose
	1	Aplington-Parkersburg	Jace Pruisner
	2	Aplington-Parkersburg	Caleb Campbell
	3	Aplington-Parkersburg	Benny Walker
	4	Aplington-Parkersburg	Cormick Steege
	5	Aplington-Parkersburg	Brandon Hartbarger
	6	Aplington-Parkersburg	Mason Koller
	1	Columbus Catholic	Brew Lindsey
	2	Columbus Catholic	Camden Brenden
	3	Columbus Catholic	Max Schuchmann
	4	Columbus Catholic	Jackson Mudd
	5	Columbus Catholic	Alec Huff
	6	Columbus Catholic	Thomas Feresday
	1	Denver	Cristyan Bahr
	2	Denver	Connor Wurzer
	3	Denver	Jordan Nees
	4	Denver	Max Leonhart
	5	Denver	Carter McIntosh
	6	Denver	Grant Faustich
	1	Dike-New Hartford	Carson Costello
	2	Dike-New Hartford	Lewis Textor
	3	Dike-New Hartford	Jason Wauers
	4	Dike-New Hartford	Jacob Wood
	5	Dike-New Hartford	Karsen Kannejeter
	6	Dike-New Hartford	Tyler Bakken
	1	East Marshall	Ian Postel
	2	East Marshall	Wyatt Stuber
	3	East Marshall	Cade Burchland
	4	East Marshall	Gage Searle
	5	East Marshall	Austin Cranston
	6	East Marshall	Raid Koch
	1	Gladbrook-Reinbeck	Austin Gehring
	2	Gladbrook-Reinbeck	Brayden Uffler
	3	Gladbrook-Reinbeck	Anthony Knack
	4	Gladbrook-Reinbeck	Michael Boyd
	5	Gladbrook-Reinbeck	Auston Mathern
	6	Gladbrook-Reinbeck	Cole Flechner
	1	Grundy Center	Jared Jirovsky
	2	Grundy Center	Preston Hartens
	3	Grundy Center	Eli Wegmann
	4	Grundy Center	Sullivan Dirks
	5	Grundy Center	Tyler Jirovsky
	6	Grundy Center	Jovan Kiewiet
	1	Jesup	Jack Miller
	2	Jesup	Ethan Krall
	3	Jesup	Gage Divens
	4	Jesup	Benedict Weber
	5	Jesup	Cale Schissel
	6	Jesup	Wyatt Vander Wert
	1	Delwein	Brandon Tommer
	2	Delwein	Ethan Anderson
	3	Delwein	Maddox Pattison
	4	Delwein	Trevor Kain
	5	Delwein	Owen Geseleman
	6	Delwein	Dylan Hamilton
	1	South Hardin	Tucker DeMott
	2	South Hardin	Owen Larson
	3	South Hardin	Chase Evans
	4	South Hardin	Austin Wiechmann
	5	South Hardin	Cooper Graszow
	6	South Hardin	Charlie Comming
	1	Summer-Fredericksburg	Kyler Glenn
	2	Summer-Fredericksburg	Jaymison Howard
	3	Summer-Fredericksburg	Aidan Koester
	4	Summer-Fredericksburg	Joe Kroneckes
	5	Summer-Fredericksburg	Deid Holtz
	6	Summer-Fredericksburg	Jackson Keisner
	1	Union	Sam Felt
	2	Union	Henry Hogstad
	3	Union	Brack Bergmeier
	4	Union	Brandon Frush
	5	Union	Tyler Gates
	6	Union	Harrison Bodine
	1	Wapsie Valley	Briggs Boehme
	2	Wapsie Valley	Tucker Ladeburg
	3	Wapsie Valley	Air Bohme
	4	Wapsie Valley	Aidan Bliffather
	5	Wapsie Valley	Jonah Frost
	6	Wapsie Valley	Blake Hesse
	1		
	2		
	3		
	4		
	5		
	6		
	1		
	2		
	3		
	4		
	5		
	6		


Use Names

Tee	Position	School	Name
	1	Hudson	Oliver Thompson
	2	Hudson	Brady Hansen
	3	Hudson	Ethan Meier
	4	Hudson	Blair Ingoldgrub
	5	Hudson	Cash Ugran
	6	Hudson	Dylan Steimel
	1	AGNSR	Cabe Niederhoff
	2	AGNSR	Eli Kasper
	3	AGNSR	Eston Kerns
	4	AGNSR	Trace Eitan
	5	AGNSR	Tyler Niederhoff
	6	AGNSR	Lane Rose
	1	Aplington-Parkersburg	Jace Pruisner
	2	Aplington-Parkersburg	Caleb Campbell
	3	Aplington-Parkersburg	Benny Walker
	4	Aplington-Parkersburg	Cormick Steege
	5	Aplington-Parkersburg	Brandon Hartbarger
	6	Aplington-Parkersburg	Mason Koller
	1	Columbus Catholic	Brew Lindsey
	2	Columbus Catholic	Camden Brenden
	3	Columbus Catholic	Max Schuchmann
	4	Columbus Catholic	Jackson Mudd
	5	Columbus Catholic	Alec Huff
	6	Columbus Catholic	Thomas Feresday
	1	Denver	Cristyan Bahr
	2	Denver	Connor Wurzer
	3	Denver	Jordan Nees
	4	Denver	Max Leonhart
	5	Denver	Carter McIntosh
	6	Denver	Grant Faustich
	1	Dike-New Hartford	Carson Costello
	2	Dike-New Hartford	Lewis Textor
	3	Dike-New Hartford	Jason Wauers
	4	Dike-New Hartford	Jacob Wood
	5	Dike-New Hartford	Karsen Kannejeter
	6	Dike-New Hartford	Tyler Bakken
	1	East Marshall	Ian Postel
	2	East Marshall	Wyatt Stuber
	3	East Marshall	Cade Burchland
	4	East Marshall	Gage Searle
	5	East Marshall	Austin Cranston
	6	East Marshall	Raid Koch
	1	Gladbrook-Reinbeck	Austin Gehring
	2	Gladbrook-Reinbeck	Brayden Uffler
	3	Gladbrook-Reinbeck	Anthony Knack
	4	Gladbrook-Reinbeck	Michael Boyd
	5	Gladbrook-Reinbeck	Auston Mathern
	6	Gladbrook-Reinbeck	Cole Flechner
	1	Grundy Center	Jared Jirovsky
	2	Grundy Center	Preston Hartens
	3	Grundy Center	Eli Wegmann
	4	Grundy Center	Sullivan Dirks
	5	Grundy Center	Tyler Jirovsky
	6	Grundy Center	Jovan Kiewiet
	1	Jesup	Jack Miller
	2	Jesup	Ethan Krall
	3	Jesup	Gage Divens
	4	Jesup	Benedict Weber
	5	Jesup	Cale Schissel
	6	Jesup	Wyatt Vander Wert
	1	Delwein	Brandon Tommer
	2	Delwein	Ethan Anderson
	3	Delwein	Maddox Pattison
	4	Delwein	Trevor Kain
	5	Delwein	Owen Geseleman
	6	Delwein	Dylan Hamilton
	1	South Hardin	Tucker DeMott
	2	South Hardin	Owen Larson
	3	South Hardin	Chase Evans
	4	South Hardin	Austin Wiechmann
	5	South Hardin	Cooper Graszow
	6	South Hardin	Charlie Comming
	1	Summer-Fredericksburg	Kyler Glenn
	2	Summer-Fredericksburg	Jaymison Howard
	3	Summer-Fredericksburg	Aidan Koester
	4	Summer-Fredericksburg	Joe Kroneckes
	5	Summer-Fredericksburg	Deid Holtz
	6	Summer-Fredericksburg	Jackson Keisner
	1	Union	Sam Felt
	2	Union	Henry Hogstad
	3	Union	Brack Bergmeier
	4	Union	Brandon Frush
	5	Union	Tyler Gates
	6	Union	Harrison Bodine
	1	Wapsie Valley	Briggs Boehme
	2	Wapsie Valley	Tucker Ladeburg
	3	Wapsie Valley	Air Bohme
	4	Wapsie Valley	Aidan Bliffather
	5	Wapsie Valley	Jonah Frost
	6	Wapsie Valley	Blake Hesse









2024 NJCL Boys Conference Meet

Team 1 Hudson		Course		Pheasant Ridge		Team		White														
Hole	1	2	3	4	5	6	7	8	9	OUT	10	11	12	13	14	15	16	17	18	IN	TOT	
Distance	488	588	545	480	575	580	580	580	570	300	300	405	405	360	425	405	405	480	570	2118	4628	
Handicap	3	7	15	1	11	5	13	17	9	2	4	8	14	16	6	12	18	10				
Oliver Thompson	4	5	3	4	3	4	3	3	4	53	4	5	3	5	4	5	4	4	4	4	38	71
Bryon Hansen	5	5	3	5	4	5	4	4	5	46	5	4	4	3	6	4	3	5	5	5	39	83
Dylan Mohr	5	6	3	5	5	4	5	5	5	45	5	3	4	5	4	5	4	6	5	5	43	86
Blake Delagardelle	4	5	3	4	3	4	4	6	5	38	7	4	5	4	5	5	6	4	5	45	83	
Cub Ugrin	5	6	4	4	2	4	5	6	3	59	4	4	3	5	5	5	3	5	3	37	76	
Dylan Steimel	5	6	4	5	4	5	6	4	6	45	4	4	5	6	6	3	6	5	4	43	88	
Par	4	5	3	4	3	4	4	5	4	38	4	4	3	4	5	4	3	5	4	38	72	
2A Hudson 522																						

Team 2 Hudson		Course		Pheasant Ridge		Team		White													
Hole	1	2	3	4	5	6	7	8	9	OUT	10	11	12	13	14	15	16	17	18	IN	TOT
Distance	488	588	545	480	575	580	580	580	570	300	300	405	405	360	425	405	405	480	570	2118	4628
Handicap	3	7	15	1	11	5	13	17	9	2	4	8	14	16	6	12	18	10			
Gabe Nederhoff	4	5	3	5	6	4	6	5	4	44	6	5	4	6	4	4	4	5	5	46	90
Eli Kuper	4	6	3	5	4	7	5	5	5	44	4	4	4	6	4	3	6	5	5	49	84
Easton Kerns	4	5	4	6	3	4	4	5	5	44	5	3	5	5	3	6	4	6	5	46	86
Trace Eilen	5	6	3	5	4	5	4	7	5	44	5	3	4	6	5	4	5	5	4	42	86
Tyler Nederhoff	6	6	5	5	6	5	6	4	4	49	5	4	4	7	5	5	4	6	5	45	94
Lane Rose	5	6	3	6	4	5	4	6	6	45	5	6	4	5	6	6	3	5	5	44	89
Par	4	5	3	4	3	4	4	5	4	38	4	4	3	4	5	4	3	5	4	38	72
2A Hudson 845																					

Team 3 Aplington-Parkburg		Course		Pheasant Ridge		Team		White													
Hole	1	2	3	4	5	6	7	8	9	OUT	10	11	12	13	14	15	16	17	18	IN	TOT
Distance	488	588	545	480	575	580	580	580	570	300	300	405	405	360	425	405	405	480	570	2118	4628
Handicap	3	7	15	1	11	5	13	17	9	2	4	8	14	16	6	12	18	10			
Jace Proisner	4	7	3	4	3	6	5	5	4	40	4	5	3	4	4	3	3	5	5	36	76
Caleb Campbell	5	6	3	4	2	5	5	5	5	42	4	5	3	5	5	4	3	6	4	39	81
Benny Waller	3	5	4	5	4	4	5	5	5	40	4	5	4	5	7	5	3	5	5	43	89
Cormick Steege	5	5	4	4	4	5	5	5	5	42	4	4	4	5	5	6	4	4	4	41	83
Brandon Bartharger	5	5	3	3	3	5	5	5	5	43	5	3	4	5	4	3	5	4	4	40	83
Mason Ridder	5	5	6	4	4	5	6	7	4	47	4	5	4	5	5	4	5	5	5	42	89
Par	4	5	3	4	3	4	4	5	4	38	4	4	3	4	5	4	3	5	4	38	72
2A Aplington-Parkburg 822																					

Team 4 Columbian Catholic		Course		Pheasant Ridge		Team		White													
Hole	1	2	3	4	5	6	7	8	9	OUT	10	11	12	13	14	15	16	17	18	IN	TOT
Distance	488	588	545	480	575	580	580	580	570	300	300	405	405	360	425	405	405	480	570	2118	4628
Handicap	3	7	15	1	11	5	13	17	9	2	4	8	14	16	6	12	18	10			
Drew Lindsay	5	7	3	5	3	6	5	4	5	43	4	3	4	3	6	4	2	5	5	36	79
Camden Brenden	5	5	3	5	3	4	3	5	5	38	5	3	3	4	5	4	5	4	5	39	77
Max Schuchmann	5	5	3	4	2	4	3	6	5	35	5	4	3	5	4	5	3	5	4	37	72
Jackson Mudd	3	5	3	4	3	4	4	6	5	39	5	5	4	4	5	4	5	4	6	42	79
Alec Mudd	3	5	4	5	3	5	4	5	5	41	4	4	4	4	3	6	4	3	6	39	80
Thomas Fareday	4	5	4	5	3	4	3	6	5	39	4	4	3	4	4	4	5	4	5	40	79
Par	4	5	3	4	3	4	4	5	4	38	4	4	3	4	5	4	3	5	4	38	72
2A Columbian Catholic 867																					

Team 5 Denver		Course		Pheasant Ridge		Team		White													
Hole	1	2	3	4	5	6	7	8	9	OUT	10	11	12	13	14	15	16	17	18	IN	TOT
Distance	488	588	545	480	575	580	580	580	570	300	300	405	405	360	425	405	405	480	570	2118	4628
Handicap	3	7	15	1	11	5	13	17	9	2	4	8	14	16	6	12	18	10			
Creyton Buhr	5	6	4	5	3	4	4	5	4	40	4	4	5	3	5	5	4	7	5	42	82
Conner Wurzer	4	5	4	5	4	5	4	5	5	41	4	4	4	5	6	3	4	5	4	39	80
Jordan Nuss	3	6	3	5	3	6	5	6	7	42	5	6	2	6	5	4	3	6	6	43	85
Max Leonhart	5	6	4	5	5	6	6	6	5	51	6	5	4	6	6	5	4	7	7	49	100
Carter McIntosh	3	5	3	5	3	7	6	6	6	39	3	4	4	7	3	3	5	5	5	45	105
Grant Pautsch	7	6	6	7	4	8	7	8	7	89	6	7	7	7	9	6	8	8	8	65	125
Par	4	5	3	4	3	4	4	5	4	38	4	4	3	4	5	4	3	5	4	38	72
2A Denver 847																					

Team 6 Dike-New Hartford		Course		Pheasant Ridge		Team		White													
Hole	1	2	3	4	5	6	7	8	9	OUT	10	11	12	13	14	15	16	17	18	IN	TOT
Distance	488	588	545	480	575	580	580	580	570	300	300	405	405	360	425	405	405	480	570	2118	4628
Handicap	3	7	15	1	11	5	13	17	9	2	4	8	14	16	6	12	18	10			
Carson Costello	5	6	4	5	3	4	3	5	5	40	3	5	3	4	5	4	4	7	4	39	79
Lewis Textor	4	5	5	4	6	4	4	6	5	43	6	5	4	5	4	6	4	6	5	45	88
Jaxon Waiters	5	7	4	4	5	6	5	6	5	47	5	7	4	9	7	5	3	6	4	50	97
Jacob Wood	6	6	4	7	4	6	4	7	7	52	4	6	7	6	6	5	6	5	5	52	104
Karsen Kannegieter	3	7	5	3	4	5	5	6	5	49	6	5	4	6	6	5	6	5	6	52	99
Tyler Bakken	6	7	5	7	4	6	6	6	5	53	6	5	4	6	6	6	6	6	6	49	102
Par	4	5	3	4	3	4	4	5	4	38	4	4	3	4	5	4	3	5	4	38	72
2A Dike-New Hartford 883																					

Team 7 East Marshall		Course		Pheasant Ridge		Team		White													
Hole	1	2	3	4	5	6	7	8	9	OUT	10	11	12	13	14	15	16	17	18	IN	TOT
Distance	488	588	545	480	575	580	580	580	570	300	300	405	405	360	425	405	405	480	570	2118	4628
Handicap	3	7	15	1	11	5	13	17	9	2	4	8	14	16	6	12	18	10			
Ian Postel	4	7	4	5	5	4	4	4	4	41	5	4	4	5	4	4	4	5	5	40	81
Wyatt Stalzer	3	6	5	6	6	6	6	7	6	55	6	5	4	5	6	6	5	7	6	50	105
Cade Burchland	3	5	5	6	4	5	5	7	5	47	5	7	4	5	5	6	5	6	4	47	84
Gage Searle	3	6	4	5	4	6	5	7	7	47	6	5	4	6	6	6	5	6	5	53	100
Austin Crandall	6	6	4	6	5	5	6	6	56	7	7	4	8	7	7	3	8	6	6	67	113
Kael Koch	5	5	3	5	4	7	4	5	5	45	6	5	6	5	6	7	4	6	5	53	103
Par	4	5	3	4	3	4	4	5	4	38	4	4	3	4	5	4	3	5	4	38	72
2A East Marshall 576																					

Team 8 Gladbrook-Reinbeck		Course		Pheasant Ridge		Team		White													
Hole	1	2	3	4	5	6	7	8	9	OUT	10	11	12	13	14	15	16	17	18	IN	TOT
Distance	488	588	545	480	575	580	580	580	570	300	300	405	405	360	425	405	405	480	570	2118	4628
Handicap	3	7	15	1	11	5	13	17	9	2	4	8	14	16	6						

Hole	1	2	3	4	5	6	7	8	9	OUT	10	11	12	13	14	15	16	17	18	IN	TOT
Distance	489	580	545	480	575	580	580	570	570	570	580	585	585	580	575	585	585	580	480	570	5118
Handicap	3	7	15	1	11	5	13	17	9		2	4	8	14	10	6	12	18	10		
Brandon Tournier	5	5	3	6	3	4	5	4	5	40	5	4	4	4	5	3	4	4	4	5	38
Ethan Anderson	5	5	4	4	4	4	4	5	4	39	3	4	4	4	4	5	3	6	4	4	38
Hoddie Pettitt	6	7	4	5	4	7	6	5	5	47	5	3	4	4	4	4	3	6	4	4	41
Trevor Kane	6	8	4	6	3	4	7	5	5	48	5	3	4	7	5	4	6	3	4	4	42
Owen Gieselman	5	4	4	5	3	5	5	6	4	43	6	5	4	6	7	5	4	5	5	4	47
Dylan Hamilton	4	4	5	5	4	5	5	5	5	43	5	5	6	5	6	4	5	5	5	5	49
Par	4	5	3	4	3	4	4	4	5	39	4	4	3	4	5	3	4	3	4	3	34

Hole	1	2	3	4	5	6	7	8	9	OUT	10	11	12	13	14	15	16	17	18	IN	TOT
Distance	489	580	545	480	575	580	580	570	570	570	580	585	585	580	575	585	585	580	480	570	5118
Handicap	3	7	15	1	11	5	13	17	9		2	4	8	14	10	6	12	18	10		
Tucker DeMott	5	6	3	6	3	5	4	6	5	43	4	5	4	5	6	5	5	5	6	4	45
Owen Larson	5	6	4	5	5	5	5	5	4	44	6	5	4	5	5	6	4	7	6	4	48
Chas Bruns	6	5	5	5	4	5	4	5	7	46	5	6	3	4	6	5	4	3	5	4	47
Austin Wiechmann	5	5	4	5	4	5	4	6	5	43	5	5	4	5	6	5	4	6	4	4	44
Cooper Granow	6	6	4	7	4	6	6	6	6	51	5	4	5	5	6	6	5	5	8	4	100
Charlie Cummings	6	7	4	5	5	5	4	6	4	46	6	6	4	5	9	6	4	6	5	5	51
Par	4	5	3	4	3	4	4	4	5	39	4	4	3	4	5	4	3	5	4	3	34

Hole	1	2	3	4	5	6	7	8	9	OUT	10	11	12	13	14	15	16	17	18	IN	TOT
Distance	489	580	545	480	575	580	580	570	570	570	580	585	585	580	575	585	585	580	480	570	5118
Handicap	3	7	15	1	11	5	13	17	9		2	4	8	14	10	6	12	18	10		
Kyle Giem	6	5	4	5	4	5	4	5	4	42	5	4	3	5	4	5	4	6	4	4	40
Jaymison Howard	6	5	4	5	3	7	4	5	5	44	5	4	3	3	4	4	5	6	4	3	38
Jordan Koehler	4	5	5	7	4	5	5	6	5	46	5	6	4	5	5	4	4	7	4	4	44
Joe Krawinkel	4	5	5	6	4	5	4	5	5	44	6	5	4	5	4	4	6	4	4	4	43
Reid Holtz	6	7	4	6	3	5	5	4	6	46	7	5	4	5	6	8	3	7	4	4	49
Jackson Reisor	6	6	5	7	6	7	4	6	5	52	5	6	6	5	5	6	3	6	6	4	100
Par	4	5	3	4	3	4	4	4	5	39	4	4	3	4	5	4	3	5	4	3	34

Hole	1	2	3	4	5	6	7	8	9	OUT	10	11	12	13	14	15	16	17	18	IN	TOT
Distance	489	580	545	480	575	580	580	570	570	570	580	585	585	580	575	585	585	580	480	570	5118
Handicap	3	7	15	1	11	5	13	17	9		2	4	8	14	10	6	12	18	10		
Sam Fehr	4	6	4	4	3	4	6	6	4	41	5	6	4	4	5	5	4	4	4	4	41
Henry Haglund	5	6	4	5	3	5	5	6	5	44	5	4	6	6	7	4	4	7	5	4	49
Breck Bergumler	5	5	3	5	4	4	5	5	6	42	5	5	3	5	6	5	4	5	4	4	42
Brandon Fruch	4	6	5	5	4	5	5	5	6	45	4	5	4	5	7	5	3	5	4	4	42
Kyle Gates	5	6	3	5	4	6	5	5	5	43	6	4	5	4	6	4	3	4	4	4	40
Harrison Bistline	6	6	4	6	3	5	4	6	6	46	6	4	4	4	7	5	4	6	5	4	45
Par	4	5	3	4	3	4	4	4	5	39	4	4	3	4	5	4	3	5	4	3	34

Hole	1	2	3	4	5	6	7	8	9	OUT	10	11	12	13	14	15	16	17	18	IN	TOT
Distance	489	580	545	480	575	580	580	570	570	570	580	585	585	580	575	585	585	580	480	570	5118
Handicap	3	7	15	1	11	5	13	17	9		2	4	8	14	10	6	12	18	10		
Briggs Boehme	5	5	4	4	4	4	4	5	4	41	4	4	4	7	4	4	4	6	4	4	41
Tucker Ladoburg	6	5	4	4	4	4	4	5	4	41	4	4	4	7	4	4	4	4	6	4	41
Art Behlke	5	6	5	5	5	4	4	7	5	46	4	5	4	5	6	4	4	7	5	4	44
Jordan Hoffalter	6	6	5	6	5	5	5	6	6	46	6	6	3	6	6	6	4	7	6	5	52
Jonah Frost	7	6	5	6	7	5	7	6	6	49	7	6	5	7	6	6	5	7	10	6	63
Blake Hesse	6	6	3	7	5	6	5	7	4	49	6	7	4	5	6	7	5	9	5	4	53
Par	4	5	3	4	3	4	4	4	5	39	4	4	3	4	5	4	3	5	4	3	34

Hole	1	2	3	4	5	6	7	8	9	OUT	10	11	12	13	14	15	16	17	18	IN	TOT
Distance	489	580	545	480	575	580	580	570	570	570	580	585	585	580	575	585	585	580	480	570	5118
Handicap	3	7	15	1	11	5	13	17	9		2	4	8	14	10	6	12	18	10		
Par	4	5	3	4	3	4	4	4	5	39	4	4	3	4	5	4	3	5	4	3	34

Hole	1	2	3	4	5	6	7	8	9	OUT	10	11	12	13	14	15	16	17	18	IN	TOT
Distance	489	580	545	480	575	580	580	570	570	570	580	585	585	580	575	585	585	580	480	570	5118
Handicap	3	7	15	1	11	5	13	17	9		2	4	8	14	10	6	12	18	10		
Par	4	5	3	4	3	4	4	4	5	39	4	4	3	4	5	4	3	5	4	3	34

Hole	1	2	3	4	5	6	7	8	9	OUT	10	11	12	13	14	15	16	17	18	IN	TOT
Distance	489	580	545	480	575	580	580	570	570	570	580	585	585	580	575	585	585	580	480	570	5118
Handicap	3	7	15	1	11	5	13	17	9		2	4	8	14	10	6	12	18	10		
Par	4	5	3	4	3	4	4	4	5	39	4	4	3	4	5	4	3	5	4	3	34

Hole	1	2	3	4	5	6	7	8	9	OUT	10	11	12	13	14	15	16	17	18	IN	TOT
Distance	489	580	545	480	575	580	580	570	570	570	580	585	585	580	575	585	585	580	480	570	5118
Handicap	3	7	15	1	11	5	13	17	9		2	4	8	14	10	6	12	18	10		
Par	4	5	3	4	3	4	4	4	5	39	4	4	3	4	5	4	3	5	4	3	34

Group		Hole	1	2	3	4	5	6	7	8	9	OUT	10	11	12	13	14	15	16	17	18	IN	TOT
1		Distance	400	560	145	410	175	390	360	500	370	3310	390	415	193	360	525	405	180	480	370	3318	6628
		Handicap	3	7	15	1	11	5	13	17	9		2	4	8	14	16	6	12	18	10		
School	Player	Tee / Par	4	5	3	4	3	4	4	5	4	36	4	4	3	4	5	4	3	5	4	36	72

Group		Hole	1	2	3	4	5	6	7	8	9	OUT	10	11	12	13	14	15	16	17	18	IN	TOT
2		Distance	400	560	145	410	175	390	360	500	370	3310	390	415	193	360	525	405	180	480	370	3318	6628
		Handicap	3	7	15	1	11	5	13	17	9		2	4	8	14	16	6	12	18	10		
School	Player	Tee / Par	4	5	3	4	3	4	4	5	4	36	4	4	3	4	5	4	3	5	4	36	72

Group		Hole	1	2	3	4	5	6	7	8	9	OUT	10	11	12	13	14	15	16	17	18	IN	TOT
3		Distance	400	560	145	410	175	390	360	500	370	3310	390	415	193	360	525	405	180	480	370	3318	6628
		Handicap	3	7	15	1	11	5	13	17	9		2	4	8	14	16	6	12	18	10		
School	Player	Tee / Par	4	5	3	4	3	4	4	5	4	36	4	4	3	4	5	4	3	5	4	36	72

Group		Hole	1	2	3	4	5	6	7	8	9	OUT	10	11	12	13	14	15	16	17	18	IN	TOT
4		Distance	400	560	145	410	175	390	360	500	370	3310	390	415	193	360	525	405	180	480	370	3318	6628
		Handicap	3	7	15	1	11	5	13	17	9		2	4	8	14	16	6	12	18	10		
School	Player	Tee / Par	4	5	3	4	3	4	4	5	4	36	4	4	3	4	5	4	3	5	4	36	72

Group		Hole	1	2	3	4	5	6	7	8	9	OUT	10	11	12	13	14	15	16	17	18	IN	TOT
5		Distance	400	560	145	410	175	390	360	500	370	3310	390	415	193	360	525	405	180	480	370	3318	6628
		Handicap	3	7	15	1	11	5	13	17	9		2	4	8	14	16	6	12	18	10		
School	Player	Tee / Par	4	5	3	4	3	4	4	5	4	36	4	4	3	4	5	4	3	5	4	36	72

Group		Hole	1	2	3	4	5	6	7	8	9	OUT	10	11	12	13	14	15	16	17	18	IN	TOT
6		Distance	400	560	145	410	175	390	360	500	370	3310	390	415	193	360	525	405	180	480	370	3318	6628
		Handicap	3	7	15	1	11	5	13	17	9		2	4	8	14	16	6	12	18	10		
School	Player	Tee / Par	4	5	3	4	3	4	4	5	4	36	4	4	3	4	5	4	3	5	4	36	72

Group		Hole	1	2	3	4	5	6	7	8	9	OUT	10	11	12	13	14	15	16	17	18	IN	TOT
7		Distance	400	560	145	410	175	390	360	500	370	3310	390	415	193	360	525	405	180	480	370	3318	6628
		Handicap	3	7	15	1	11	5	13	17	9		2	4	8	14	16	6	12	18	10		
School	Player	Tee / Par	4	5	3	4	3	4	4	5	4	36	4	4	3	4	5	4	3	5	4	36	72

Group		Hole	1	2	3	4	5	6	7	8	9	OUT	10	11	12	13	14	15	16	17	18	IN	TOT
8		Distance	400	560	145	410	175	390	360	500	370	3310	390	415	193	360	525	405	180	480	370	3318	6628
		Handicap	3	7	15	1	11	5	13	17	9		2	4	8	14	16	6	12	18	10		
School	Player	Tee / Par	4	5	3	4	3	4	4	5	4	36	4	4	3	4	5	4	3	5	4	36	72

Group		Hole	1	2	3	4	5	6	7	8	9	OUT	10	11	12	13	14	15	16	17	18	IN	TOT
-------	--	------	---	---	---	---	---	---	---	---	---	-----	----	----	----	----	----	----	----	----	----	----	-----

9		Distance	400	560	145	410	175	390	360	500	370	3310	390	415	193	360	525	405	180	480	370	3318	6628
		Handicap	3	7	15	1	11	5	13	17	9		2	4	8	14	16	6	12	18	10		
School	Player	Tee / Par	4	5	3	4	3	4	4	5	4	36	4	4	3	4	5	4	3	5	4	36	72
Group		Hole	1	2	3	4	5	6	7	8	9	OUT	10	11	12	13	14	15	16	17	18	IN	TOT
10		Distance	400	560	145	410	175	390	360	500	370	3310	390	415	193	360	525	405	180	480	370	3318	6628
		Handicap	3	7	15	1	11	5	13	17	9		2	4	8	14	16	6	12	18	10		
School	Player	Tee / Par	4	5	3	4	3	4	4	5	4	36	4	4	3	4	5	4	3	5	4	36	72
Group		Hole	1	2	3	4	5	6	7	8	9	OUT	10	11	12	13	14	15	16	17	18	IN	TOT
11		Distance	400	560	145	410	175	390	360	500	370	3310	390	415	193	360	525	405	180	480	370	3318	6628
		Handicap	3	7	15	1	11	5	13	17	9		2	4	8	14	16	6	12	18	10		
School	Player	Tee / Par	4	5	3	4	3	4	4	5	4	36	4	4	3	4	5	4	3	5	4	36	72
Group		Hole	1	2	3	4	5	6	7	8	9	OUT	10	11	12	13	14	15	16	17	18	IN	TOT
12		Distance	400	560	145	410	175	390	360	500	370	3310	390	415	193	360	525	405	180	480	370	3318	6628
		Handicap	3	7	15	1	11	5	13	17	9		2	4	8	14	16	6	12	18	10		
School	Player	Tee / Par	4	5	3	4	3	4	4	5	4	36	4	4	3	4	5	4	3	5	4	36	72
Group		Hole	1	2	3	4	5	6	7	8	9	OUT	10	11	12	13	14	15	16	17	18	IN	TOT
13		Distance	400	560	145	410	175	390	360	500	370	3310	390	415	193	360	525	405	180	480	370	3318	6628
		Handicap	3	7	15	1	11	5	13	17	9		2	4	8	14	16	6	12	18	10		
School	Player	Tee / Par	4	5	3	4	3	4	4	5	4	36	4	4	3	4	5	4	3	5	4	36	72
Group		Hole	1	2	3	4	5	6	7	8	9	OUT	10	11	12	13	14	15	16	17	18	IN	TOT
14		Distance	400	560	145	410	175	390	360	500	370	3310	390	415	193	360	525	405	180	480	370	3318	6628
		Handicap	3	7	15	1	11	5	13	17	9		2	4	8	14	16	6	12	18	10		
School	Player	Tee / Par	4	5	3	4	3	4	4	5	4	36	4	4	3	4	5	4	3	5	4	36	72
Group		Hole	1	2	3	4	5	6	7	8	9	OUT	10	11	12	13	14	15	16	17	18	IN	TOT
15		Distance	400	560	145	410	175	390	360	500	370	3310	390	415	193	360	525	405	180	480	370	3318	6628
		Handicap	3	7	15	1	11	5	13	17	9		2	4	8	14	16	6	12	18	10		
School	Player	Tee / Par	4	5	3	4	3	4	4	5	4	36	4	4	3	4	5	4	3	5	4	36	72
Group		Hole	1	2	3	4	5	6	7	8	9	OUT	10	11	12	13	14	15	16	17	18	IN	TOT
16		Distance	400	560	145	410	175	390	360	500	370	3310	390	415	193	360	525	405	180	480	370	3318	6628
		Handicap	3	7	15	1	11	5	13	17	9		2	4	8	14	16	6	12	18	10		
School	Player	Tee / Par	4	5	3	4	3	4	4	5	4	36	4	4	3	4	5	4	3	5	4	36	72
Group		Hole	1	2	3	4	5	6	7	8	9	OUT	10	11	12	13	14	15	16	17	18	IN	TOT
17		Distance	400	560	145	410	175	390	360	500	370	3310	390	415	193	360	525	405	180	480	370	3318	6628
		Handicap	3	7	15	1	11	5	13	17	9		2	4	8	14	16	6	12	18	10		

2024 NICL Boys Conference Meet

Host: Hudson

5/2/2024

10:00:00 AM

Pheasant Ridge

Score

1A	AGWSR	345
2A	Aplington-Parkersburg	322
2A	Columbus Catholic	307
2A	Denver	347
2A	Dike-New Hartford	363
2A	East Marshall	378
1A	Gladbrook-Reinbeck	392
2A	Grundy Center	311
2A	Hudson	312
2A	Jesup	332
2A	Oelwein	333
2A	South Hardin	354
2A	Sumner-Fredericksburg	341
2A	Union	336
1A	Wapsie Valley	387

Team:

Aplington-Parkersburg

Round Info**Holes**

18

Par

72

Rating

71.3

Scores**Player****Score**

Jace Pruisner	76
Caleb Campbell	81
Benny Waller	82
Cormick Steege	83
Brandon Hartbarger	83
Mason Ridder	89