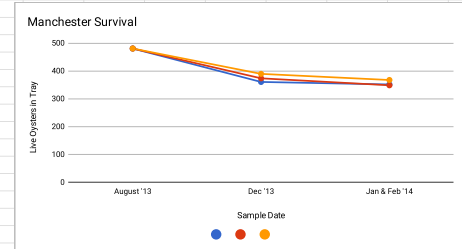
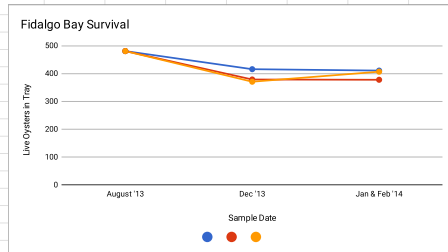
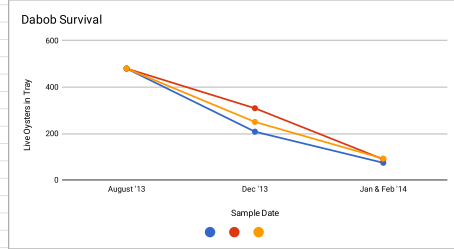
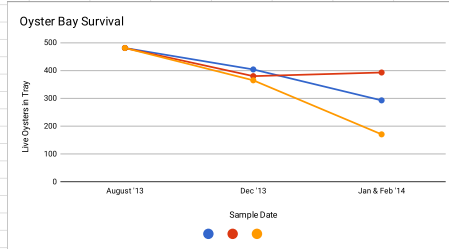


MasterFile	1N	1H	1S	Total	2N	2H	2S	Total	3N	3H	3S	Total	4N	4H	4S	Total
December																
Live	433	411	396	1240	447	410	402	1259	188	228	216	632	391	405	421	1217
Dead	47	49	51	147	18	20	15	53	229	112	180	521	13	1	11	25
Sample	30	32	32	94	32	32	32	96	43	59	50	152	31	32	32	95
Missing	0	20	33	53	15	50	63	128	63	140	84	287	76	74	48	198
Remainder	403	379	364	1146	415	378	370	1163	208	309	250	767	360	373	389	1146
Adj Remain	403	399	397	1199	430	428	433	1291	271	449	334	1054	436	447	437	1344
January																
Live									96	128	125	349				
Dead									96	52	70	218				
Sample									22	39	33	94				
Missing									16	129	55	200				
Adj Missing									79	269	139	487				
Remainder									74	89	92	255				
Adj Remain																
Jan/February																
Live	292	392	170	854	410	377	406	1193	96	128	125	349	351	348	367	1066
Dead	15	3	24	42	35	42	27	104	96	52	70	218	5	1	4	10
Sample	0	0	0	0	0	0	0	0	22	39	33	94	0	0	0	0
Missing	96	-16	170		-30	-41	-63		16	129	55	200	4	24	18	
Remainder	292	392	170	854	410	377	406	1193	74	89	92	255	351	348	367	1066

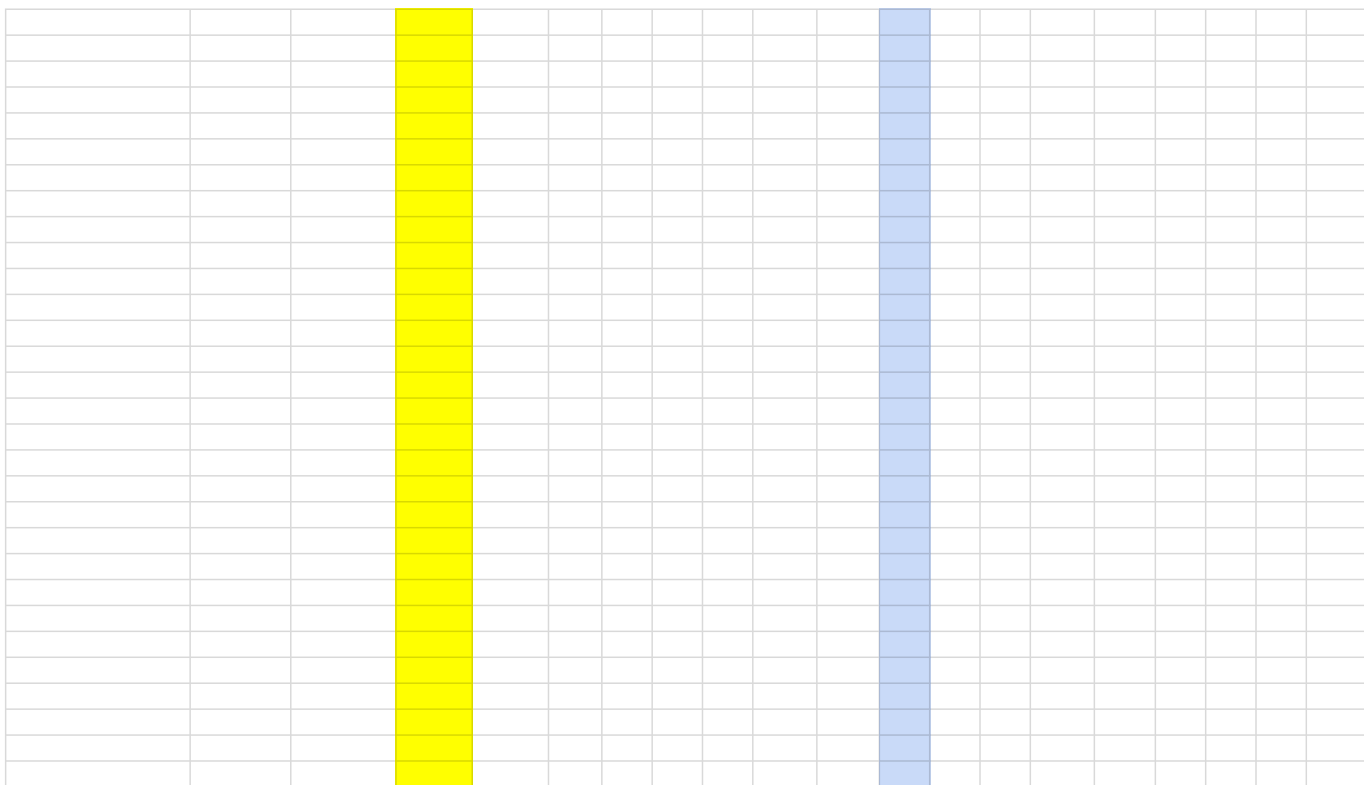
Remainder	1N	1H	1S	Total	2N	2H	2S	Total	3N	3H	3S	Total	4N	4H	4S	Total
August '13	480	480	480	1440	480	480	480	1440	480	480	480	1440	480	480	480	1440
Dec '13	403	379	364	1146	415	378	370	1163	208	309	250	767	360	373	389	1146
Jan & Feb '13	292	392	170	854	410	377	406	1193	74	89	92	255	351	348	367	1066

Remainder	August '13	Dec '13	Jan & Feb '14
1N	480	403	292
1H	480	379	392
1S	480	364	170
2N	480	415	410
2H	480	378	377
2S	480	370	406
3N	480	208	74
3H	480	309	89
3S	480	250	92
4N	480	360	351
4H	480	373	348
4S	480	389	367



Fidalgo Pop
Dabob Pop.
Oyster Bay

MasterFile	1N	1H	1S	Total	2N	2H	2S	Total	3N	3H	3S	Total	4N	4H	4S	Total
December																
Live	433	411	396	1240	447	410	402	1259	188	228	216	632	391	405	421	1217
Dead	47	49	51	147	18	20	15	53	229	112	180	521	13	1	11	25
Sample	30	32	32	94	32	32	32	96	43	59	50	152	31	32	32	95
Missing	0	20	33	53	15	50	63	128	63	140	84	287	76	74	48	198
Remainder	403	379	364	1146	415	378	370	1163	208	309	250	767	360	373	389	1146
Adj Remain	403	399	397	1199	430	428	433	1291	271	449	334	1054	436	447	437	1344
January																
Live									96	128	125	349				
Dead									96	52	70	218				
Sample									22	39	33	94				
Missing									16	129	55	200				
Adj Missing									79	269	139	487				
Remainder									74	89	92	255				
Adj Remain																
Jan/February																
Live	292	392	170	854	410	377	406	1193	96	128	125	349	351	348	367	1066
Dead	15	3	24	42	35	42	27	104	96	52	70	218	5	1	4	10
Sample	0	0	0	0	0	0	0	0	22	39	33	94	0	0	0	0
Missing	96	-16	170		-30	-41	-63		16	129	55	200	4	24	18	
Remainder	292	392	170	854	410	377	406	1193	74	89	92	255	351	348	367	1066
April/May																
Live	251	300	167	718	405	368	383	1156	33	69	59	161	337	355	375	1067
Dead									20	3	32					
Sample	0	0	0		0	0	0		33	69	59		0	0	0	
Missing																
Remainder									0	0	0					
June																
Live	221	251	191	663	396	370	370	1136	0	0	0	0	333	356	350	1039
Dead									0	0	0	0				
Sample									0	0	0	0				
Missing									0	0	0	0				
Remainder									0	0	0	0				

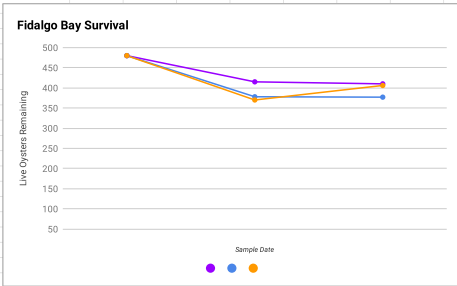
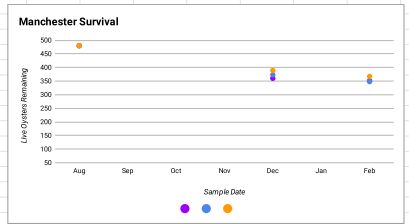
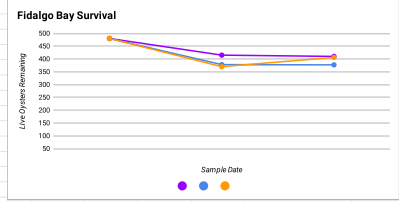
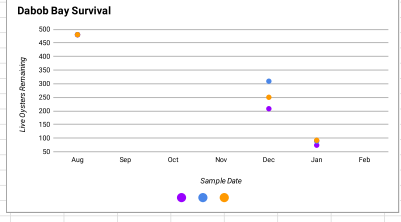
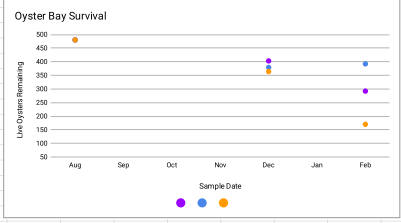


South Sound	N	H	S
1-4	73	86	97
5-8	63	56	0
9-12	85	97	1
13-16	0	12	93
Total	221	251	191
Manchester	N	H	S
1-4	90	96	65
5-8	95	92	93
9-12	61	89	98
13-16	87	79	94
Total	333	356	350
North Sound	N	H	S
1-4	96	93	93
5-8	97	99	93
9-12	93	87	97
13-16	110	91	87
Total	396	370	370

MasterFile	1N	1H	1S	Total	2N	2H	2S	Total	3N	3H	3S	Total	4N	4H	4S	Total
December																
Live	433	411	396	1240	447	410	402	1259	188	228	216	632	391	405	421	1217
Dead	47	49	51	147	18	20	15	53	229	112	180	521	13	1	11	25
Sample	30	32	32	94	32	32	32	96	43	59	50	152	31	32	32	95
Missing	0	20	33	53	15	50	63	128	63	140	84	287	76	74	48	198
Remainder	403	379	364	1146	415	378	370	1163	208	309	250	767	360	373	389	1146
Adj Remain	403	399	397	1199	430	428	433	1291	271	449	334	1054	436	447	437	1344
Jan/February																
Live	292	392	170	854	410	377	406	1193	96	128	125	349	351	348	367	1066
Dead	15	3	24	42	35	42	27	104	96	52	70	218	5	1	4	10
Sample	0	0	0	0	0	0	0	0	22	39	33	94	0	0	0	0
Missing	96	-16	170		-30	-41	-63		16	129	55	200	4	24	18	
Remainder	292	392	170	854	410	377	406	1193	74	89	92	255	351	348	367	1066

Remainder	Aug	Sep	Oct	Nov	Dec	Jan	Feb
1N	480				403		292
1H	480				379		392
1S	480				364		170
2N	480				415		410
2H	480				378		377
2S	480				370		406
3N	480				208	74	
3H	480				309	89	
3S	480				250	92	
4N	480				360		351
4H	480				373		348
4S	480				389		367

Fidalgo Pop
Dabob Pop
Oyster Bay



Time	Population	Pop N	Survival	Kaplan Meier	Remainder	August '13	Dec '13	Jan & Feb '
August '13	1N	480	480	1	1N	480	403	292
	1H	480	480	1	1H	480	379	392
	1S	480	480	1	1S	480	364	170
	2N	480	480	1	2N	480	415	410
	2H	480	480	1	2H	480	378	377
	2S	480	480	1	2S	480	370	406
	3N	480	480	1	3N	480	208	74
	3H	480	480	1	3H	480	309	89
	3S	480	480	1	3S	480	250	92
	4N	480	480	1	4N	480	360	351
	4H	480	480	1	4H	480	373	348
	4S	480	480	1	4S	480	389	367
Dec '13	1N	480	403	0.8395833333				
	1H	480	379	0.7895833333				
	1S	480	364	0.7583333333				
	2N	480	415	0.8645833333				
	2H	480	378	0.7875				
	2S	480	370	0.7708333333				
	3N	480	208	0.4333333333				
	3H	480	309	0.64375				
	3S	480	250	0.5208333333				
	4N	480	360	0.75				
	4H	480	373	0.7770833333				
	4S	480	389	0.8104166667				
Jan & Feb '13	1N	403	292	0.6083333333				
	1H	379	392	0.8166666667				
	1S	364	170	0.3541666667				
	2N	415	410	0.8541666667				
	2H	378	377	0.7854166667				
	2S	370	406	0.8458333333				
	3N	208	74	0.1541666667				
	3H	309	89	0.1854166667				
	3S	250	92	0.1916666667				
	4N	360	351	0.73125				
	4H	373	348	0.725				
	4S	389	367	0.7645833333				
	Population	Kaplan Meier						
	Time	August '13	Dec '13	Jan & Feb '14				
	1N	1	0.83958333	0.6083333333				
	1H	1	0.78958333	0.8166666667				
	1S	1	0.75833333	0.3541666667				
	2N	1	0.86458333	0.8541666667				
	2H	1	0.7875	0.7854166667				
	2S	1	0.77083333	0.8458333333				
	3N	1	0.43333333	0.1541666667				
	3H	1	0.64375	0.1854166667				
	3S	1	0.52083333	0.1916666667				
	4N	1	0.75	0.73125				
	4H	1	0.77708333	0.725				
	4S	1	0.81041666	0.7645833333				