

ચાલો ગણિત પાકું કરીએ.

(૧ થી ૨૦ સુધી સંખ્યા જ્ઞાન) ગુજરાતી , English

ક્રમ	વિગત	નીચે ક્લિક કરો.
1	૧ થી ૧૦ સુધી-પહેલા,પછી,વચ્ચેની સંખ્યા લખો.	પેપર-૧
2	૧ થી ૨૦ સુધી-પહેલા,પછી,વચ્ચેની સંખ્યા લખો.	પેપર-૨
3	1 to 10 Eng--write the flowing number.	Paper-1
4	1 to 20 Eng--write the flowing number.	Paper-2

SURESH.V.PATEL

Motakaranpura pri.school

Ta:-Detroj


(M):-9979276293

suresharmora.blogspot.com



ઉપયોગ માટે નીચેની માહિતી વાંચજો.

જેથી કાગળ ન બગડે.....
→ ઉપયોગ કરવા માટે પ્રથમ ક્લિકપદુ ડેસ્ક પેપર ઉપર ક્લિક કરી સીટ ખોલો.
→ કાઉન્ટલ બારમાં સઈટ ક્લિક કરી "Print preview" ક્લિક કરો.
→ કાઉન્ટલ બારમાં "Print preview" ક્લિક કરો.
→ Print preview માં " Next page "
તેમજ "Previous page" જો બતાવતાં હોયતો Print preview માંથી બહાર નીકળી પેજ ચેટ કરો.પછી ચેવ કરો."
Next page " તેમજ "Previous page" તપાસો. હવે " Next page " તેમજ "Previous page" જો ન બતાવતાં હોયતો " Quick print" ઉપર ક્લિક કરો.



નામ:- _____ ધોરણ:- _____ રોલનંબર :- _____
શાળા:- _____ તારીખ:- _____ પેપરનંબર :- 45

INDEX-પર
જવા અહીં
પ્રિલેક કરો.


45


અહીં ૧ થી ૫૦ સુધી
નંબર બદલી પેપર પ્રિન્ટ
આપો.


પ્રશ્ન:- નીચેની સંખ્યાના આધારે જવાબ લખો.


ÿ 1 2 3 4 5 6 7 8 9 10


- (૧). 3 પહેલાં અને પછી શું આવે?
 3
- (૨). 6 પહેલાં અને પછી શું આવે?
 6
- (૩). 8 પહેલાં અને પછી શું આવે?
 8
- (૪). 7 પહેલાં અને પછી શું આવે?
 7
- (૫). પહેલાંની સંખ્યા લખો.
 8
- (૬). પહેલાંની સંખ્યા લખો.
 9
- (૭). પછીની સંખ્યા લખો.
4
- (૮). પછીની સંખ્યા લખો.
1
- (૯). વચ્ચેની સંખ્યા લખો.
6 8
- (૧૦). વચ્ચેની સંખ્યા લખો.
1 3



































નામ:- _____ ધોરણ:- _____ રોલનંબર :- _____
શાળા:- _____ તારીખ:- _____ પેપરનંબર :- 40

INDEX-પર
જવા અહીં
ક્રિલિક કરો.

40

અહીં ૧ થી ૫૦ સુધી
નંબર બદલી પેપર પ્રિન્ટ
આપો.

પ્રશ્ન:- નીચેની સંખ્યાના આધારે જવાબ લખો.

1	2	3	4	5	6	7	8	9	10
11	12	13	14	15	16	17	18	19	20

(૧). 15 પહેલાં અને પછી શું આવે?

	15	
--	----	--

(૨). 19 પહેલાં અને પછી શું આવે?

	19	
--	----	--

(૩). 14 પહેલાં અને પછી શું આવે?

	14	
--	----	--

(૪). 16 પહેલાં અને પછી શું આવે?

	16	
--	----	--

(૫). પહેલાંની સંખ્યા લખો.

		19
--	--	----

(૬). પહેલાંની સંખ્યા લખો.

		12
--	--	----

(૭). પછીની સંખ્યા લખો.

14		
----	--	--

(૮). પછીની સંખ્યા લખો.


13		
----	--	--


(૯). વચ્ચેની સંખ્યા લખો.


18		20
----	--	----


(૧૦). વચ્ચેની સંખ્યા લખો.


10		12
----	--	----






































Name:- _____ Std:- _____ Roll No:- _____
School:- _____ Data:- _____ Paper No:- 40

INDEX-પર
જવા અહી
ક્રિલક કરો.

40

અહા ૧ થા ૫૦ સુધા
નંબર બદલી પેપર પ્રિન્ટ
આપો.

Que:- write the following number.

1 2 3 4 5 6 7 8 9 10

(1). Write the before and after number

	8	
--	---	--

(2). Write the before and after number

	7	
--	---	--

(3). Write the before and after number

	4	
--	---	--

(4). Write the before and after number

	5	
--	---	--

(5). Write before number

		9
--	--	---

(6). Write before number

		7
--	--	---

(7). Write after number

6		
---	--	--

(8). Write after number


1		
---	--	--


(9). Write between the number


5		7
---	--	---


(10). Write between the number


3		5
---	--	---



































Name:- _____ Std:- _____ Roll No:- _____
School:- _____ Data:- _____ Paper No:- 40

INDEX-પર

જવા અહીં
લિલક કરો.

40

અહા ૧ થા ૫૦ સુધા

નંબર બદલી પેપર પ્રિન્ટ
આપો.

Que:- write the following number.

1 2 3 4 5 6 7 8 9 10

11 12 13 14 15 16 17 18 19 20

(1).

Write the before and after number

	15	
--	----	--

(2).

Write the before and after number

	19	
--	----	--

(3).

Write the before and after number

	14	
--	----	--

(4).

Write the before and after number

	16	
--	----	--

(5).

Write before number

		19
--	--	----

(6).

Write before number

		12
--	--	----

(7).

Write after number

14		
----	--	--

(8).

Write after number

13		
----	--	--

(9).

Write between the number

18		20
----	--	----

(10).

Write between the number

10		12
----	--	----

