




# COLLEGE NOW




**COLUMBIA GORGE**  
COMMUNITY COLLEGE

# WHAT IS COLLEGE NOW?

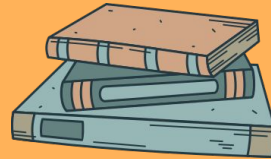
Also known as Dual Credit



College Now is a program where students can earn college credit in high school classes taught by their high school teachers.



Credits that transfer to other colleges!



At only \$63 per class!



COLUMBIA GORGE  
COMMUNITY COLLEGE

# IMPORTANT!

**Students are responsible for College Now fees  
(\$63 per class)**

- Some high schools cover student fees but only for certain classes. Others will not cover non-core classes or repeated classes (such as TA180A)
- It's always best to check with your school counselor before assuming that your school covers your fees!



**COLUMBIA GORGE**  
COMMUNITY COLLEGE

# APPLY

- **All students must apply once!**
  - If you have applied in the past, you do not need to apply again!
- Email [studentservices@cgcc.edu](mailto:studentservices@cgcc.edu) if you are unsure if you have ever applied or if you have lost your login information.



# REGISTER

- Students must self-register!
- Late registrations will not be accepted during the 2024-25 year!
- Registration Dates
  - **Fall:** Sep 9 - Oct 31
  - **Winter:** Nov 18 - Feb 7
  - **Spring:** Feb TBA - April TBA



# APPLY TO CGCC

- All students must apply - only once!
  - If you have applied in the past, you do **not** need to apply again!
  - Email **[studentservices@cgcc.edu](mailto:studentservices@cgcc.edu)** to check if you have already applied.

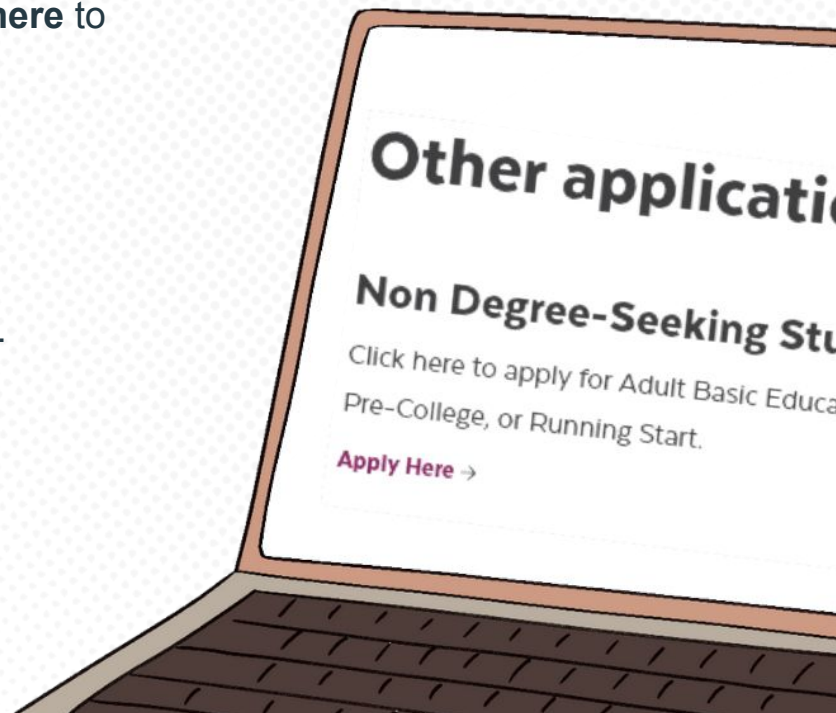






# STEPS TO APPLY: 1-4

1. Go to <https://www.cgcc.edu/apply> and look for “Click **here** to access the application.”
2. First Question: Choose **High School Programs**.
3. **Term**: Select the closest term to your planned start date.
4. Select **College Now** as your program.



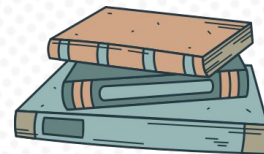
# STEPS TO APPLY: 5-6

## 5. Fill out all required questions.

- If your school is unlisted, select **Other**.

## 6. **Submit the application** and **wait** for instructions in your email and from your teacher.

- Contact [studentservices@cgcc.edu](mailto:studentservices@cgcc.edu) if you have any questions about your application.
  - Haven't heard back after 1-2 weeks? Contact [studentservices@cgcc.edu](mailto:studentservices@cgcc.edu) and ask for an update!
  - Please use your school email if possible! You may be required to confirm your identity if you use a personal email.





COLUMBIA GORGE  
COMMUNITY COLLEGE

# REGISTRATION DATES

## FALL

Classes ending in December

Registration Opens

September 9th

Registration Closes

October 31st

## WINTER

Classes ending in March

Registration Opens

November 18th

Registration Closes

February 7th

## SPRING

Classes ending in June

Registration Opens

February TBA

Registration Closes

April TBA



# LOGGING INTO MYCGCC

## Login Credentials:

- Students receive their username and temporary password from CGCC after their application has been processed (this can take 2-3 week as our applications are processed manually)

CGCC login credential typically look like this:

Username: [firstname.lastname@student.cgcc.edu](mailto:firstname.lastname@student.cgcc.edu)

Password: (randomly generated temporary password)

\*Please save your CGCC password once you have reset it somewhere physically or digitally.

If you have not received login information in a month or more:

- Contact [collegenow@cgcc.edu](mailto:collegenow@cgcc.edu)
- If you applied last year and applied again:
  - These applications are flagged as duplicates and are not processed, all you need to do in this case is email [collegenow@cgcc.edu](mailto:collegenow@cgcc.edu) for a password reset

# LOGIN TROUBLESHOOTING

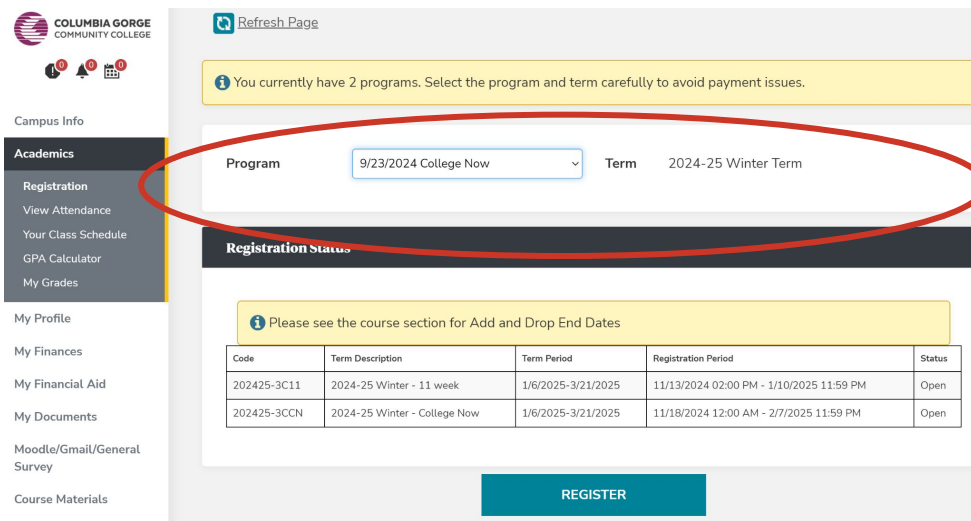
If you are having login problems:

- Check you are attempting to login to the [MyCGCC Student Portal](#)
- Check you are using their CGCC login credentials
- If both have been checked, please email [collegenow@cgcc.edu](mailto:collegenow@cgcc.edu) for a password reset

\*Students **do not** have the ability to reset their password currently, hopefully this function will be enabled next academic year by our IT team

# REGISTRATION TROUBLESHOOTING

Check that you have selected College Now in the drop down before clicking the 'Register' button



COLUMBIA GORGE  
COMMUNITY COLLEGE

Refresh Page

You currently have 2 programs. Select the program and term carefully to avoid payment issues.

Program 9/23/2024 College Now Term 2024-25 Winter Term

**Registration Status**

Please see the course section for Add and Drop End Dates

Code	Term Description	Term Period	Registration Period	Status
202425-3C11	2024-25 Winter - 11 week	1/6/2025-3/21/2025	11/13/2024 02:00 PM - 1/10/2025 11:59 PM	Open
202425-3CCN	2024-25 Winter - College Now	1/6/2025-3/21/2025	11/18/2024 12:00 AM - 2/7/2025 11:59 PM	Open

REGISTER

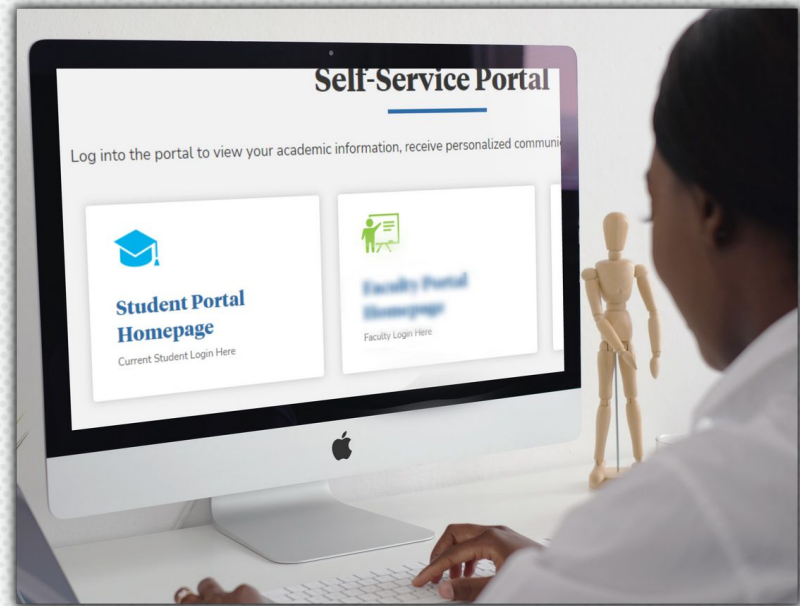
If this has been checked, please email [collegenow@cgcc.edu](mailto:collegenow@cgcc.edu) for further instruction

If you don't see College Now as a program option, email our registrar, [cgraham@cgcc.edu](mailto:cgraham@cgcc.edu)

# STEPS TO REGISTER: 1-3

## LOG IN!

1. Go to <https://my.cgcc.edu>
2. Select **Student Portal Homepage**.
3. Select **Academics** on the left and then click **Registration**.



# STEPS TO REGISTER: 4-5

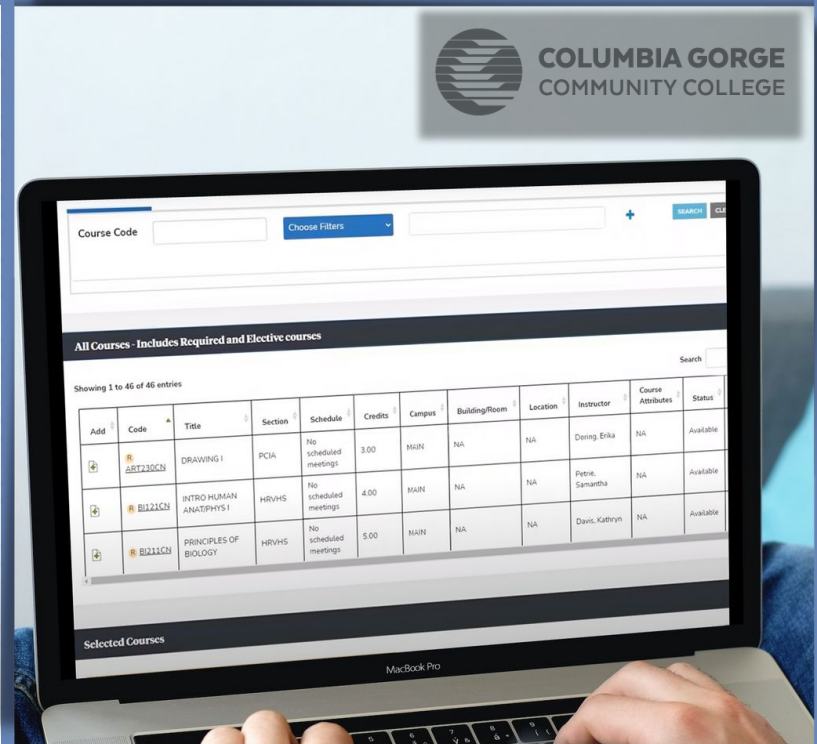
## NAVIGATE

4. Scroll down slightly and click the blue **Register** button in the middle of the screen.\*

REGISTER

5. A new window will pop up. In the new window, scroll down to **All Courses - Includes Required and Elective courses.**

\*Contact [cgraham@cgcc.edu](mailto:cgraham@cgcc.edu) if you are unsure which term to select.





# STEPS TO REGISTER: 6-8

## FINALIZE


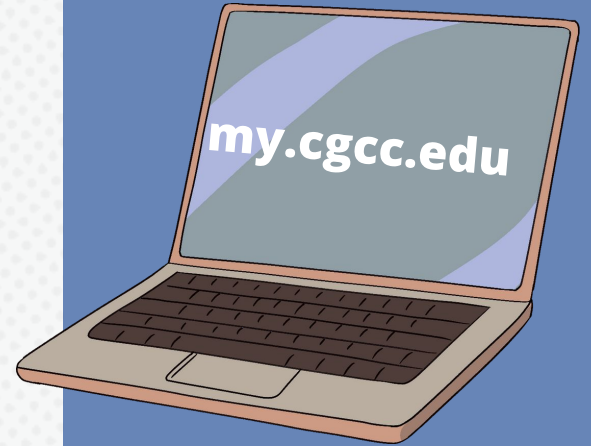
6. Scroll through the list of College Now classes, until you see the class you want to register for.

7. Click the **green plus sign icon** on the far left of the desired class.



8. In the bottom half of the window, find and select the **Register/Drop** button on the right side.

REGISTER / DROP



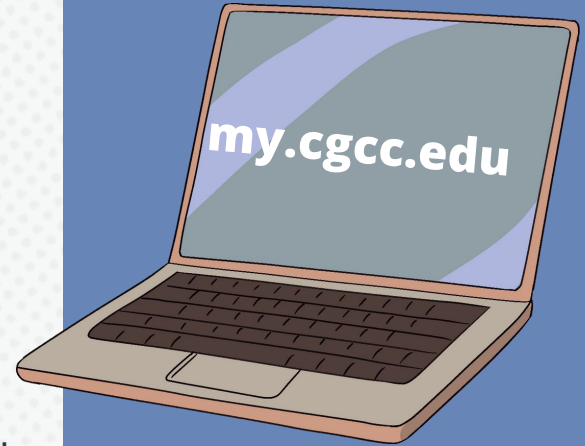
# STEPS TO REGISTER: 9-10

## FINALIZE

9. Select **Register/Unregister All**.

10. You should now see your classes on your Class Schedule in the Student Portal!

To view your schedule, navigate back to <https://my.cgcc.edu>. Select **Academics** on the left side and then select **Your Class Schedule**.



# REGISTRATION VIDEO



COLUMBIA GORGE  
COMMUNITY COLLEGE

A screenshot of the my.cgcc.edu website. The page has a white background with a grey header. On the left, there is a sidebar with the college logo and navigation links. The main content area has three columns: 'MY CALENDAR', 'MY ACCOUNT', and 'MY COURSES'. A large, dark purple rounded rectangle is overlaid in the center of the page, containing the text 'http://my.cgcc.edu' in white. The entire screenshot is framed by a yellow border.

**<http://my.cgcc.edu>**

<https://youtu.be/fpys0mKCc0k>

# Can't See Your Class?

**E-Mail [studentservices@cgcc.edu](mailto:studentservices@cgcc.edu) !**

- There is currently an issue where some students can't see certain classes on the Student Portal.
  - Contact us and try to register again after 48 hours.





COLUMBIA GORGE  
COMMUNITY COLLEGE

# DROP DATES

Students must send [studentservices@cgcc.edu](mailto:studentservices@cgcc.edu) a request to drop the class by the dates below to **avoid paying for that class**.

## FALL

Classes ending in December

Drop By

November 15th

## WINTER

Classes ending in March

Drop By

February 28th

## SPRING

Classes ending in June

Drop By

May 23rd



# Parent/Guardian Permission Form

## Due

By the **drop date** - your first College Now term

Located at [www.cgcc.edu/cnpermission](http://www.cgcc.edu/cnpermission)

All students must submit a permission form signed by their parent or guardian. If CGCC does not have a permission form on file by the term drop date, the student **will be dropped from that term's courses**.

- Only one permission form needs to be signed for the year.
- Permission forms can be signed online using most devices!
- If a physical copy is preferred, students can scan or take a picture of a signed form and email it to [studentservices@cgcc.edu](mailto:studentservices@cgcc.edu). Your teacher or school counselor may accept physical copies and students can also deliver the form to Student Services at CGCC.

# PROCESS RECAP

1

Apply as a College Now student and receive your Student Portal login information.

2

Log into the Student Portal to register for classes. You will only register for the classes you are completing that term.

REGISTER FOR CLASSES

APPLY TO CGCC

1

2



COLUMBIA GORGE  
COMMUNITY COLLEGE

# CHECK YOUR SCHEDULE



3

3

Double-check your registration! Log into the Student Portal, navigate to Academics and select Your Class Schedule.

4

If your class stretches across multiple terms, be sure you are completing all required terms, otherwise you may be dropped from the class.

5

If you passed the class, you can log into the Student Portal, navigate to Academics, and select Unofficial Transcript to see your earned CGCC credits.

4

5

COMPLETE THE CLASS

EARN COLLEGE CREDIT!

# SUPPORT



COLUMBIA GORGE  
COMMUNITY COLLEGE

Have a question or need help?

- Contact the CGCC College Now Coordinator at [abeardmore@cgcc.edu](mailto:abeardmore@cgcc.edu)
  - She will either answer your question or direct you to the correct person.
- If you do not hear from her within five business days, contact [studentservices@cgcc.edu](mailto:studentservices@cgcc.edu).
  - Your email may simply be blocked by a filter.
- Please use your high school email if possible to avoid extra identification confirmation steps.





# THANK YOU!

<https://www.cgcc.edu/cn>



**COLUMBIA GORGE**  
COMMUNITY COLLEGE