



Greeting Page 3



objectives : 1- to identify greeting words. 2-
To use greeting words to describe pictures.

WEAR YOUR



MASK

MORNING HUGS



wash
your
hands!




KEEP YOUR
DISTANCE

Stay
Safe




objectives : 1- to identify greeting words. 2-
To use greeting words to describe pictures.


Classroom rules.



Rule 1: Join the class on time



Rule 2: keep your microphone muted



Rule 3: open your webcam



Rule 4: listen carefully and follow instructions



Greetings

Activity 1

Listen and repeat.

		
Hello	Goodbye	Good morning
		
Good afternoon	Good evening	Good night

Activity 2

Match the pictures to the words.




Unit One

Activity 3

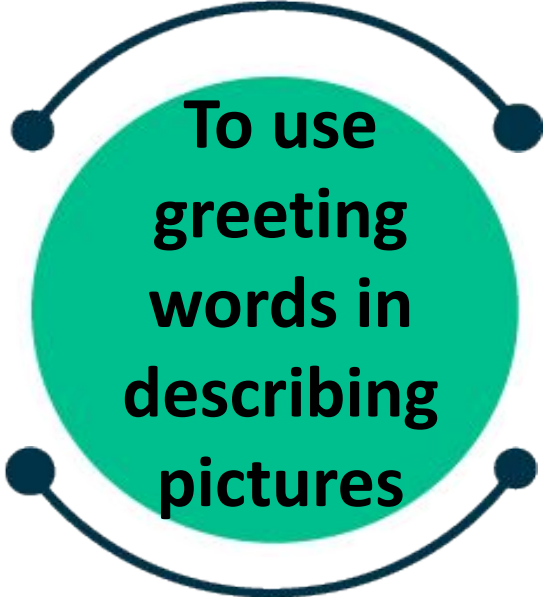
Look at the pictures. What do you think they are saying? Practise with a partner.



LEARNING OUTCOMES



**To identify
greeting
words**



**To use
greeting
words in
describing
pictures**

objectives : 1- to identify greeting words. 2- To use greeting words to describe pictures.



Warm up

objectives : 1- to identify greeting words. 2-
To use greeting words to describe pictures.

TUBA

The word 'TUBA' is written in large, light blue, sans-serif capital letters. Inside the letter 'A', there is a small, colorful illustration of a tuba player in a yellow and red uniform, playing a tuba.

objectives : 1- to identify greeting words. 2-
To use greeting words to describe pictures.



Hello



Goodbye



Good morning



Good afternoon



Good evening



Good night



Practice reading

objectives : 1- to identify greeting words. 2-
To use greeting words to describe pictures.



Hello



greeting words. 2-

To use greeting words to describe pictures.



Goodbye

objectives : 1- to identify greeting words. 2-
To use greeting words to describe pictures.



Good morning

objectives : 1- to identify greeting words. 2-
To use greeting words to describe pictures.

Zoya

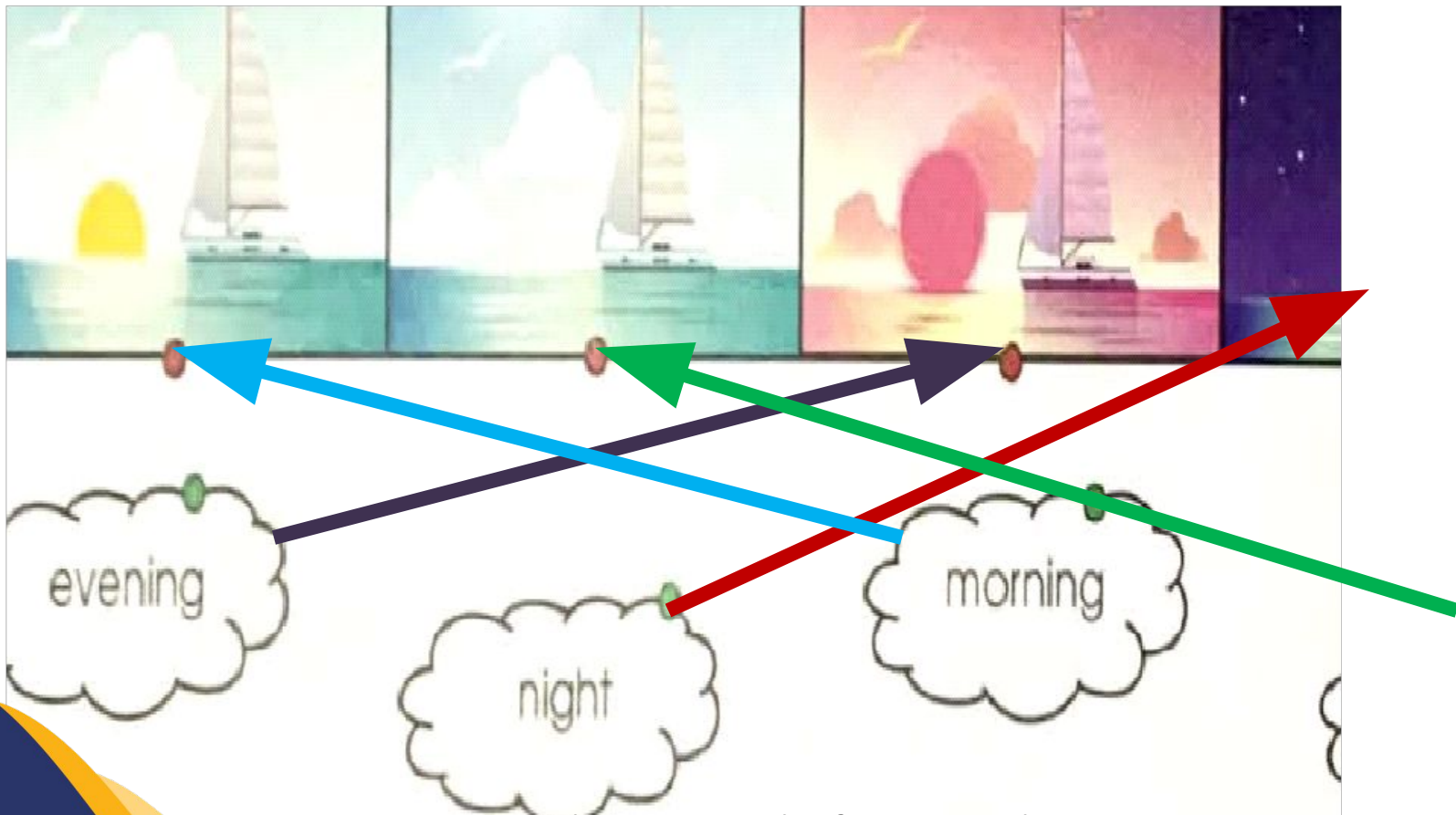


Good afternoon



Good night

objectives : 1- to identify greeting words. 2-
To use greeting words to describe pictures.




objectives : 1- to identify greeting words. 2-
To use greeting words to describe pictures.




Let's finish this worksheet.

[https://www.liveworksheets.com/worksheets/en/English_as_a_Second_Language_\(ESL\)/Greetings_and_farewells/Greeting_jg635677de](https://www.liveworksheets.com/worksheets/en/English_as_a_Second_Language_(ESL)/Greetings_and_farewells/Greeting_jg635677de)
[https://www.liveworksheets.com/worksheets/en/English as a Second Language \(ESL\)/Greetings and farewells/Greeting_jg635677de](https://www.liveworksheets.com/worksheets/en/English_as_a_Second_Language_(ESL)/Greetings_and_farewells/Greeting_jg635677de)

objectives : 1- to identify greeting words. 2-
To use greeting words to describe pictures.



2.



3.




5.



6.





Hello

objectives : 1- to identify greeting words. 2-
To use greeting words to describe pictures.



Goodbye

objectives : 1- to identify greeting words. 2-
To use greeting words to describe pictures.



Good morning

objectives : 1- to identify greeting words. 2-
To use greeting words to describe pictures.



Good night

objectives : 1- to identify greeting words. 2-
To use greeting words to describe pictures.



objectives : 1- to identify greeting words. 2- To use greeting words to describe pictures.

Let's Read

Activity 1 ✂️

Paste the sentences under the matching pictures.



Activity 2 HFW

Read the sentences. How many times can you find **me** and **you**?

me _____ you _____

Let's Read

Activity 1 ✂️

Paste the sentences under the matching pictures.



Good afternoon. Do you want to eat lunch with me?



Good evening. Let's go for a walk by the river.

3.



Good night! It's time for you to go to sleep.

4.



Hello, Amira and Sara!

5.



Goodbye, see you soon.

6.



Good morning! It's time for me to get up.

Activity 2 **HFW**

Read the sentences. How many times can you find **me** and **you**?

me _____

you _____

CS Scanned with CamScanner



Play kahoot

<https://play.kahoot.it/v2/intro?quizId=b26f4dfb-079c-4162-9578-b8af06cdbea8>
<https://play.kahoot.it/v2/intro?quizId=b26f4dfb-079c-4162-9578-b8af06cdbea8>

objectives : 1- to identify greeting words. 2-
To use greeting words to describe pictures.

Thank you for being a good listener!

See you tomorrow 😊

