

Maggie Donohoe

Instructional Technology  
Specialist (PK-12)

 @donohoemaggie

# Seesaw





Seesaw Campus Ambassadors

Laura Benner  
Stefanie Richardson


## Introduction to Seesaw

<https://bit.ly/3lQeBzl>

# Plan for

-  **Intro to Seesaw**
-  **Explore as a**
-  **student**
-  **Classroom activity ideas**
- Questions & next steps**

# What is Seesaw?



Source:

<https://www.youtube.com/watch?v=tlw-tUKvnNc>

# Seesaw is a platform for student engagement



It inspires students of all ages to do their best  
and saves teachers time

# Several Creative Tools

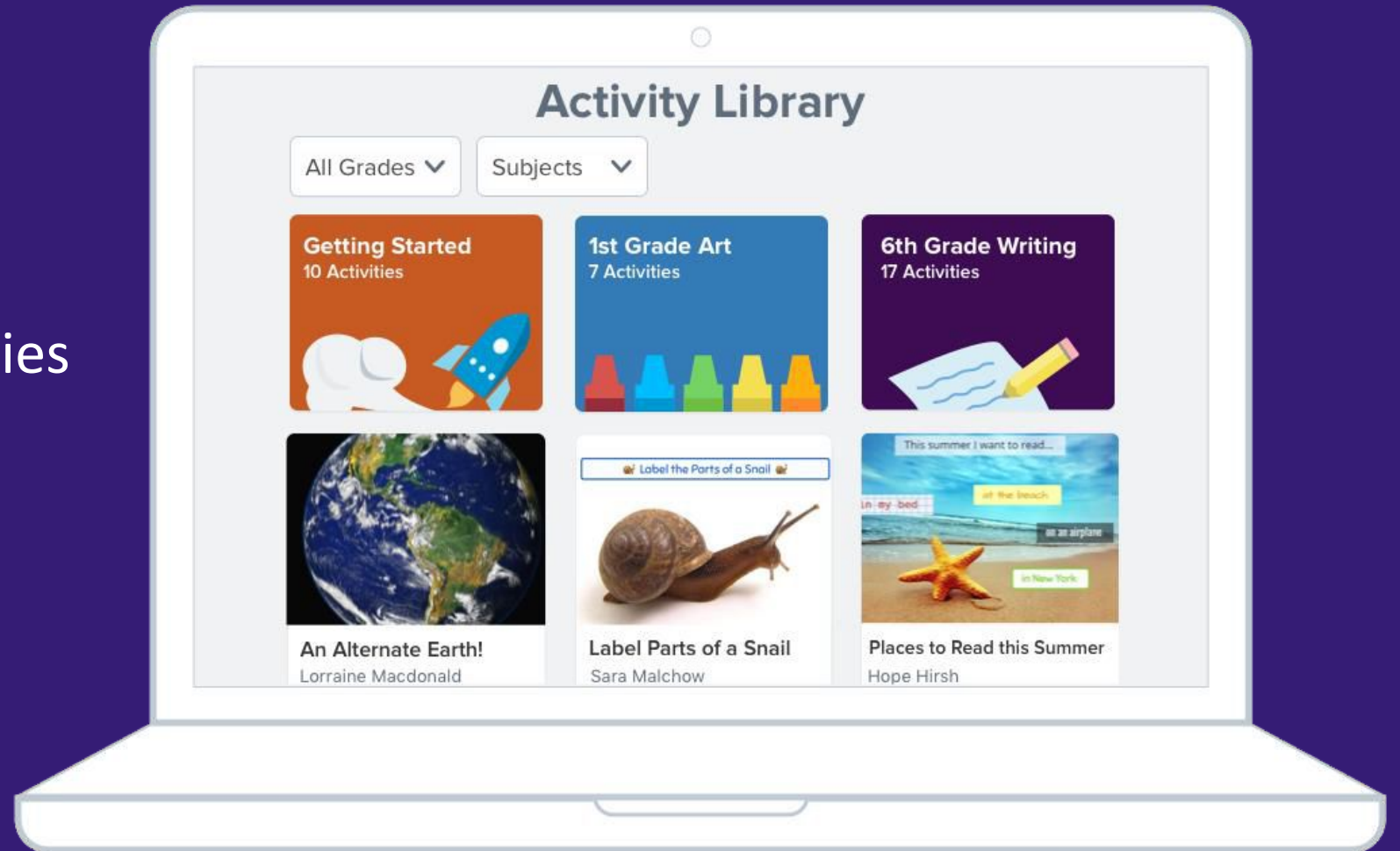


- ★ Students express themselves & reflect on their learning
- ★ They create a portfolio they're proud to show others

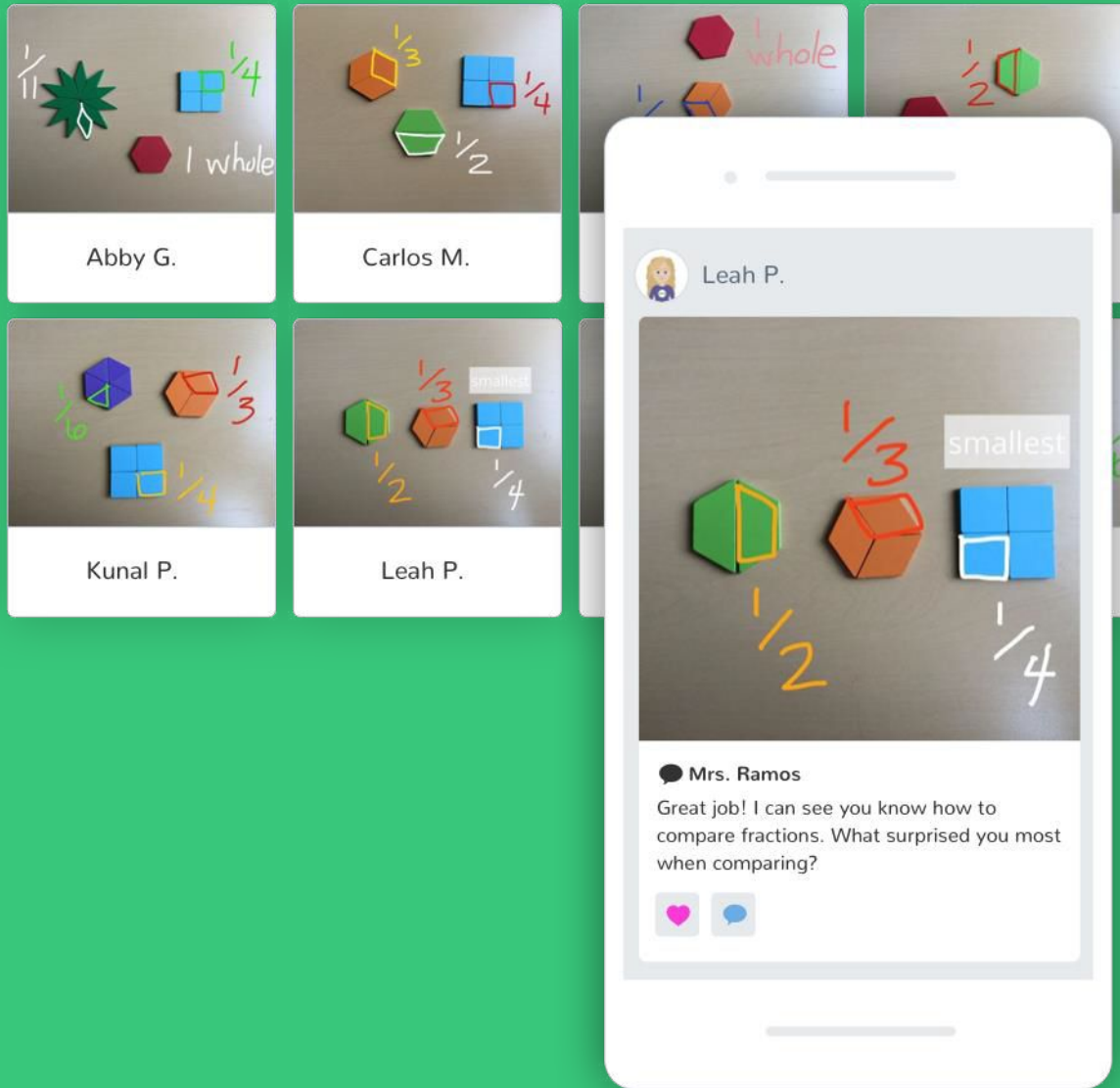


# Get Ideas and Save Prep Time

- ★ Teachers can browse thousands of great activities ready to use in Seesaw's Activity Library!



# Focus More on Your Students



- ★ See and hear what students know
- ★ Understand their progress
- ★ Easily differentiate instruction



# How does Seesaw work?



**Teachers** find or create activities to share with students.



**Students** take pics, draw, record videos and more to capture learning in a portfolio.




**Families** see their child's work and leave comments and encouragement.






# Listen to a student example



1st Grader - [Reflecting on Ways to Make 7](#)



## Whoa! We heard the student...

- Reflect
- Apply vocabulary & concepts
- Problem solve



# Peek inside a Seesaw class

Feed of Student's Work

Maggie Donohoe Administrator - 1 School 98 Journal

Sample Student

In response to: Rooted in Reading - The Boy Who Grew a Forest Assessment

**Comprehension Check**

Directions: Answer the questions by filling in the "thumbs up" for yes or "thumbs down" for no.

- Jadav saw animals dying because they didn't have trees so he planted more trees.
- When there were trees and shrubs the animals left because they missed the sun.
- It only took a few months and the forest was huge so Jadav left.
- This is a made-up, fictional story.

May 6, 2021, 11:25 AM

Like Comment

Giovanna Ramirez

In response to: Buying a Puppy - Financial Literacy Unit 16

**Math: How could you earn income?**

you really want a puppy your parents tell you they will allow you to have one but you have to pay for it yourself you will have to pay for the puppy the dog food and more what are some ways you can earn money?

Ms. Richardson's Kinders Administrator

Journal Activities Inbox Progress


Class Journal 968 posts

- Sample Student 43 posts
- Alec Hardy 59 posts | May 6, 2021
- Anthony Hernandez 60 posts | May 6, 2021
- Antonio Castro 58 posts | May 10, 2021
- Brittany Juarez 53 posts | May 10, 2021
- Chloe Garibay 65 posts | May 6, 2021
- Drake Wilcoxson 58 posts | May 6, 2021
- Giovanna Ramirez 53 posts | May 10, 2021
- Jayden Cano 60 posts | May 6, 2021

Student

# Easy student sign in

**All students and teachers  
will sign in using Clever!**



# How does it integrate with Canvas?

**There is no official LTI with Canvas, however there is a way to integrate both programs.**

Save digital creations from many apps into Seesaw.  
Photos, videos, links, PDFs—all go into Seesaw!



Adobe Voice



Animoto



Book Creator



Code.org



Comic Life



Haku Deck



Keynote



Movie



Lego Movie Maker



My Story



ChatterPix



Doceri



Doki



Doodle Buddy



Dropbox



Notability



Numbers



Pages



Paper by FiftyThree



Pic Collage



Edmodo



Edcreations



Evernote



Explain Everything



Google Drive



Pizzlet



PuppetPals



Prezi



Scanner Pro

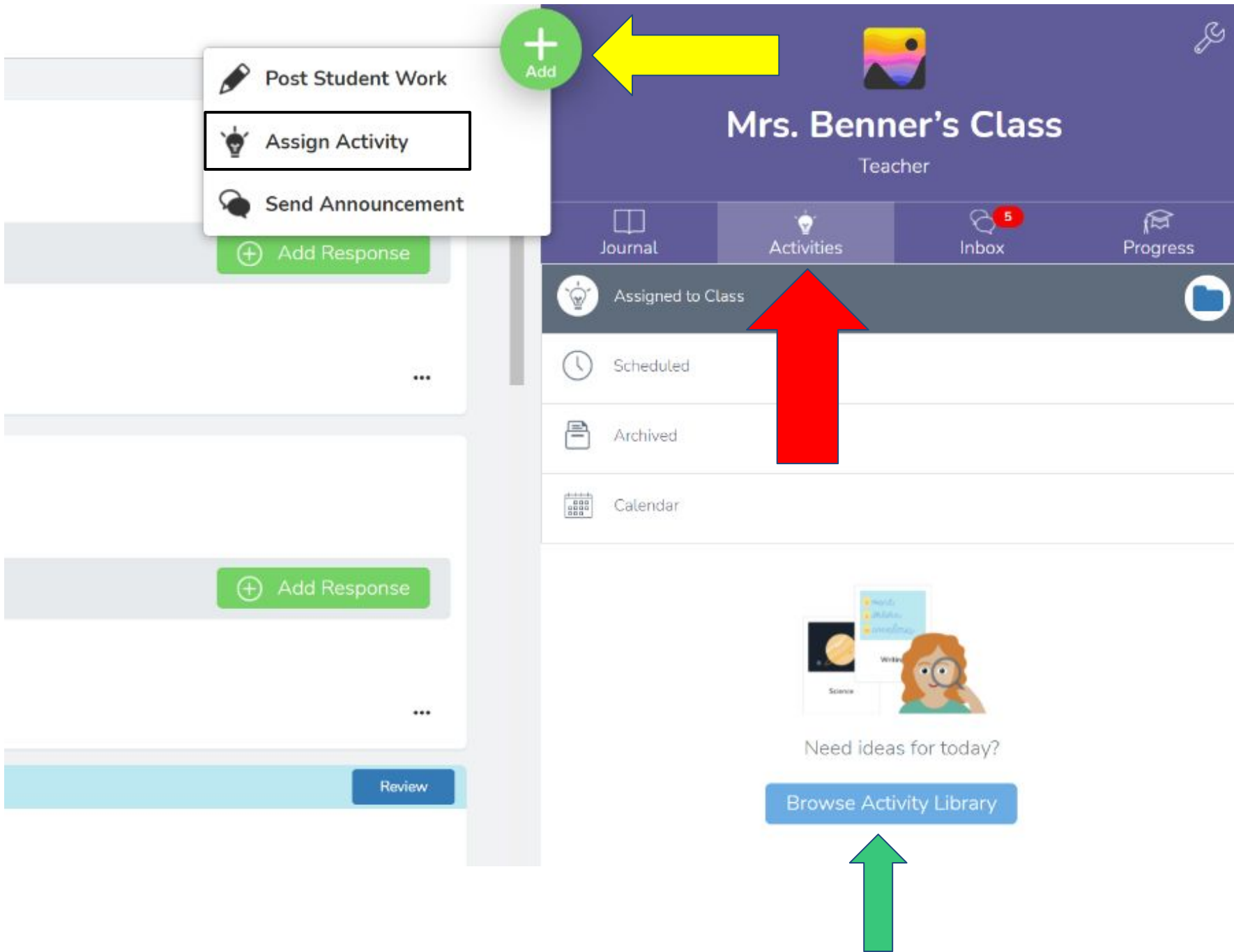


Shadow Puppet EDU



# Let's look at how teachers share activities to students





# How to add activities!

 **Step 1**

 **Step 2**

**or**

 **Step 3**



# Community Library has Lots of Activities to Get Started!

2nd Grade




All Subjects



Search 2nd Grade Activities...

## Getting Started with Seesaw in 2nd Grade

5 Activities



## Welcome to 2nd Grade Activities

16 Activities



## Activities for Shared Devices in 2nd Grade

19 Activities




# Introduces one tool at a time



## Getting Started with Seesaw in 2nd Grade

5 Activities

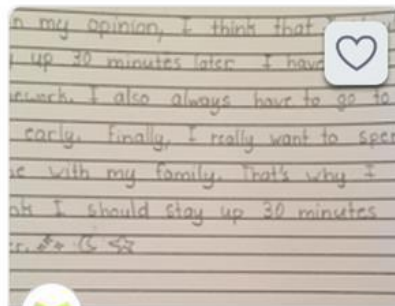
If your students use shared devices, or you've set up a Seesaw Center, here are some activities that may work well in your classroom! Tap the  to save your favorites and share with students.



 Seesaw

**Activity 1: Show What You Know in Math**

 342



 Seesaw

**Activity 2: Record Writer's Workshop**

 287



 Seesaw

**Activity 3: Get to Know You**


 317



 Seesaw

**Activity 4: My Goal**

 224



 Seesaw

**Activity 5: Explain Your Math**

 160

# Teacher Taps Share



Seesaw



Share...

## Activity 3: Get to Know You

Use crayons and paper to draw a picture of yourself.

1. Tap the add button.
2. Take a photo of your drawing.
3. Tap the mic and tell us about you.
4. Tap the check to add to your journal.

▶ Play Instructions (0:18)

📌 Art, English Language Arts, 2nd


**By clicking  
“share” it  
will directly  
go into your  
class  
activities!**



# Community Library Goals



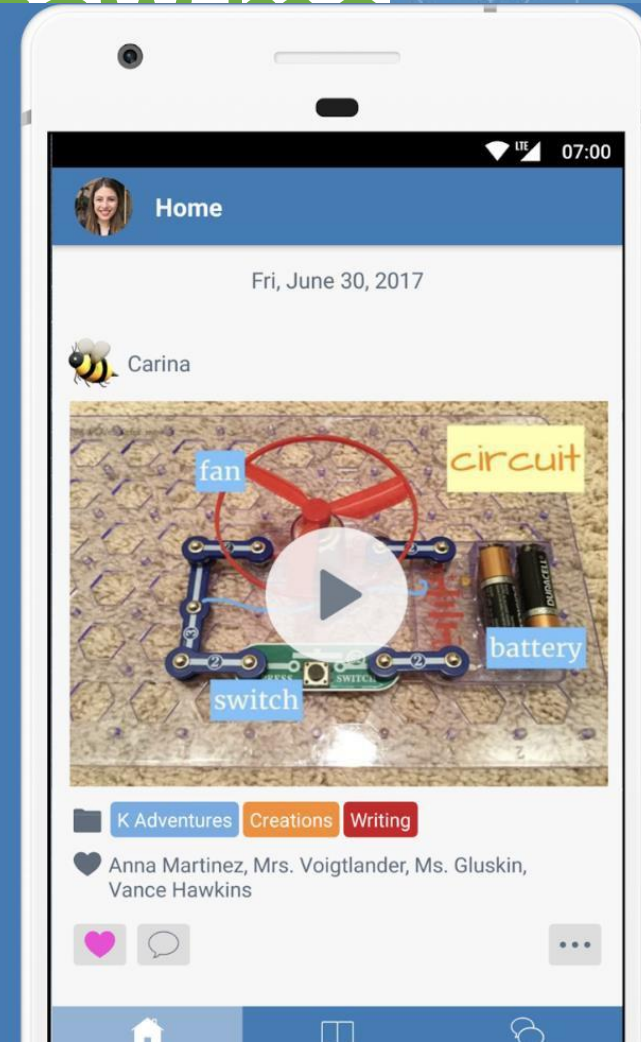
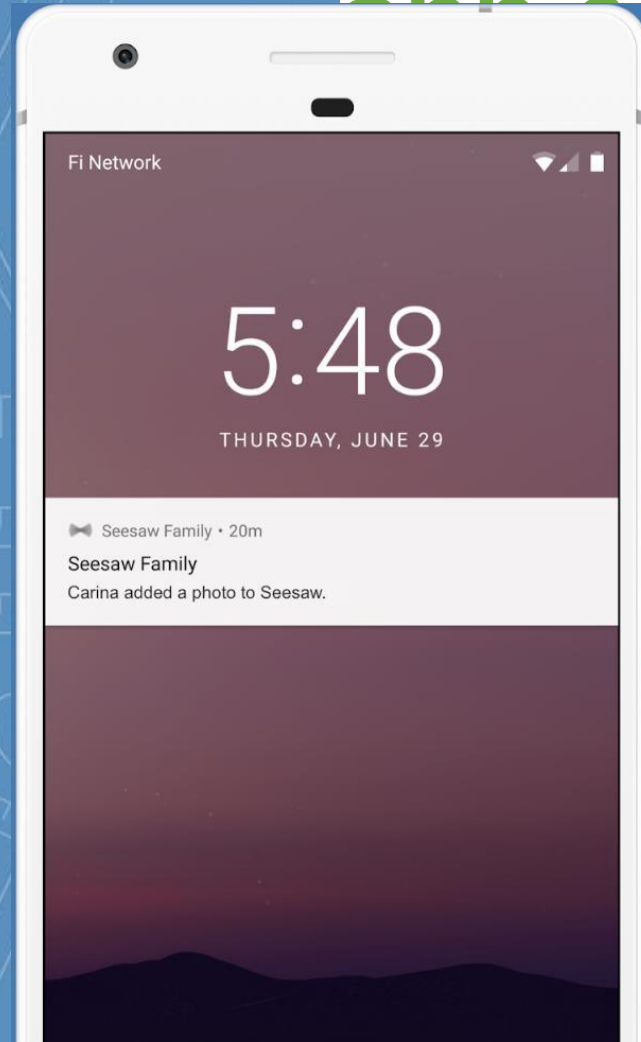
- ★ Inspire teachers with creative ways for students to share their learning across all grades and subject areas.
- ★ Help new teachers understand why you love Seesaw and how you use it in your classroom.
- ★ Show activities that empower students of all backgrounds and abilities and can be used in lots of different classrooms.

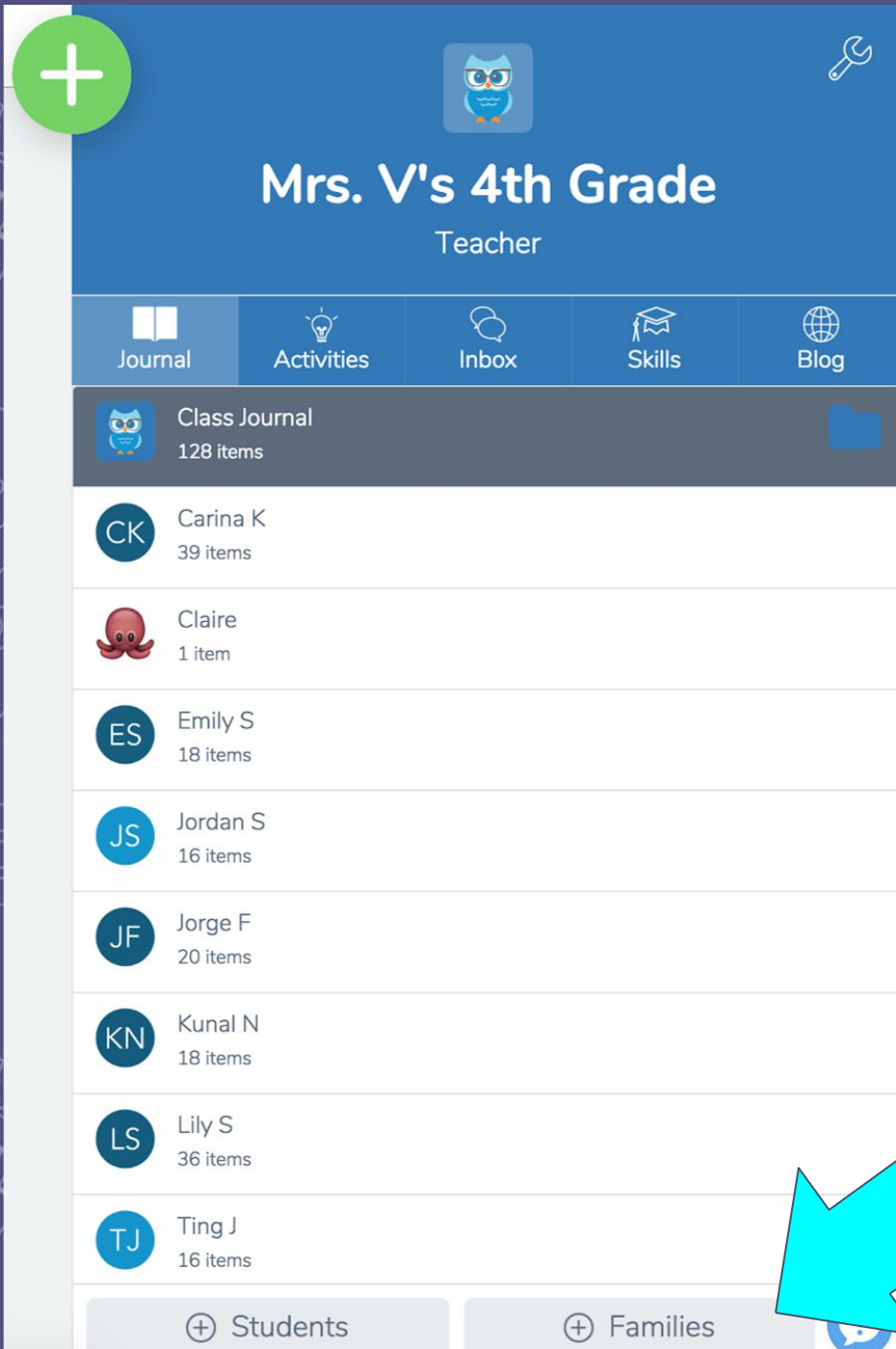


# Connect Families to



# Families use the free app or visit the website





- Families only see their own child's work.
- Text is translated into over 55 languages.
- When you're ready to connect families, tap here.



## It's easy to connect families to Seesaw!



Let Seesaw create personalized invites for each student, print them out, and send home to families.

[Print Paper Invites](#)

Language: English ▾



Customize Seesaw's family invite email, and then send electronically to families.

[View Sample Email](#)

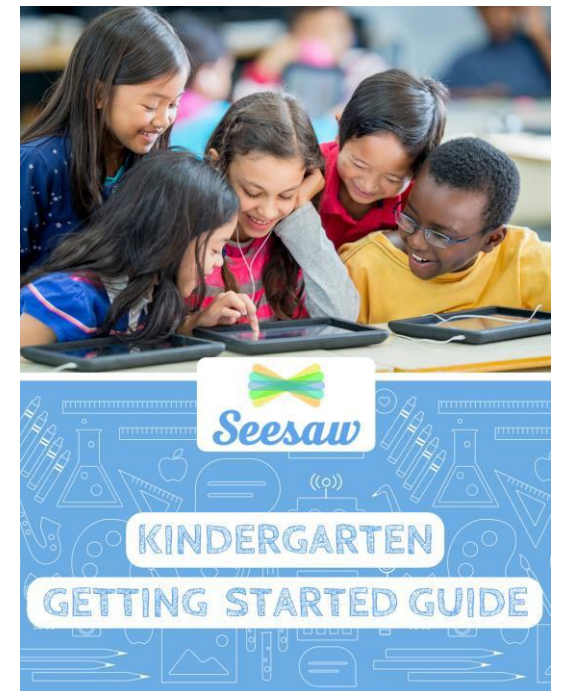
- **Announcements**
- **Private Messages**
- **Use any of Seesaw tools to create attachments**
- **Class photos, newsletters, forms, links**





# help.seesaw.me

The screenshot shows the Seesaw Help Center website. At the top left is the Seesaw logo and the text "Seesaw Help Center". At the top right are links for "Log In", "Sign Up", and a button labeled "Ask a question". The main content area has a blue background with a pattern of educational icons. It features the heading "How can we help?" and a search bar with a magnifying glass icon and the text "Search". To the right of the search bar is a green button labeled "SEARCH". Below the search bar are five buttons: "Set up my class", "Sign up as family member", "Forgot password", "Network issues", and "Adding co-teacher". At the bottom, there are four circular icons with corresponding labels: a person at a desk for "Get Started", a yellow pencil for "Basics", a blue rocket for "Beyond The Basics", and a blue owl with glasses for "School And District Admin".



# Free Professional



★ [Web.seesaw.me/pds](https://www.seesaw.me/pds)

★ Free live webinars

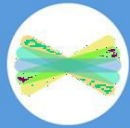
★ Recordings available on Seesaw's  
[YouTube](#) channel





## Seesaw Community

Connect • Share • Inspire



[help.seesaw.me](https://help.seesaw.me)



[@Seesaw](https://twitter.com/Seesaw)




[@seesawlearning](https://www.instagram.com/seesawlearning)




[Seesaw Teachers](https://www.facebook.com/SeesawTeachers)

# Connect with the Seesaw Community!



# What's Seesaw for Schools?

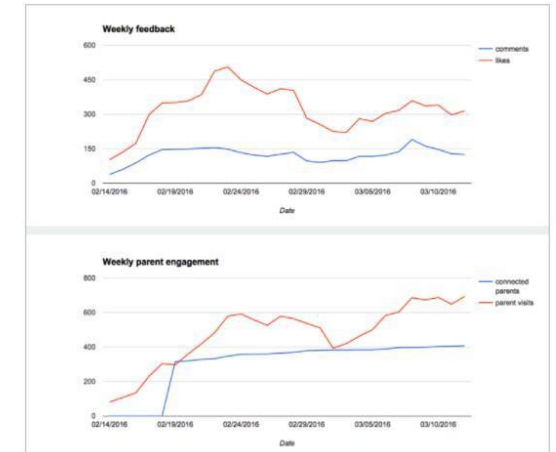


Build a comprehensive record of student learning

Skills View

	Acquire and Use Accurately Grade-Appr... (L.4.6)	Add Audio Recordings and Visual Displays to Prese... tions	Ask and Answer Who, What, Where, When	Compare Two Fractions	Determine Meaning of Unknown Words and Phrases	Geometric Measuring: Understand Concept of Angl... ngles	Great Comments on Peers' Work	Participate in Collaborativ e Convers with Diverse Partners
Allie P	1	1	1	0	1	2	1	1
Amanda E	1	1	1	1	1	5	0	1
Billy S	1	1	2	0	1	3	1	1
John F	1	1	2	0	1	3	2	1
Jordan S	2	1	1	1	1	0	1	0

Assess student progress towards standards



Actionable data collected in real time with centralized management

[web.seesaw.me/schools](http://web.seesaw.me/schools)



#### **Ambassador Program Perks**

- Dedicated Ambassador community group for connecting and sharing with other Ambassadors from around the world.
- Seesaw Plus, our premium features for teachers, for free for as long as you are an Ambassador.
- Sneak peeks of upcoming Seesaw features.
- Exclusive use of the Seesaw Ambassador badge for your website or Twitter profile.
- A meal on us if you visit San Francisco!

#### **Ambassador Program Expectations**

- Complete the online training course each year.\*
- Serve as an expert resource to other teachers at your school. This might include:
  - Sharing how you use Seesaw at a staff meeting.
  - Presenting at a district PD day.
  - Helping a new teacher at your school get started.
  - You choose!

# Seesaw Ambassador

---



**Thanks for joining us today!**

**Submit a helpdesk ticket if you  
have questions!**