


Motor Control Robot Build Instructions


Nov 2020




School of Engineering
Center for Engi
Education and



BASE:





TOP OF HUB:






Purple Pointer:
Attaches to back of motor,
behind the hub



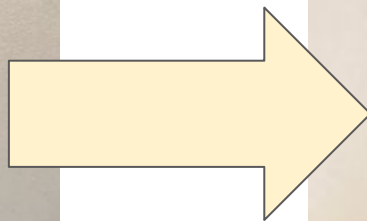

Motor Design

Attaches to top of hub



Blue Pointer Design

Connects to front of Motor



Connecting SPIKE Prime to Chrome Browser

(1) Via USB (plug in USB & turn on)

(2) Via BT (add Hub as BT device, connect, and then look for it in list)

