



# Story

PRODUCER™

Greg Lorei

Bryan Wussow

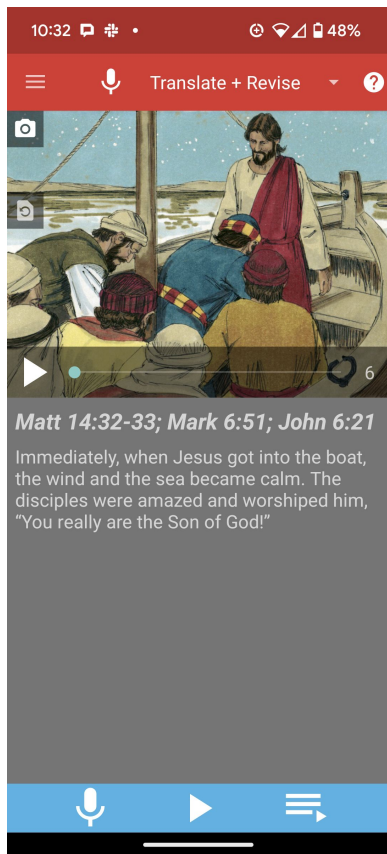
International  
Media Services



Language  
Technology



# What is the Story Producer App?

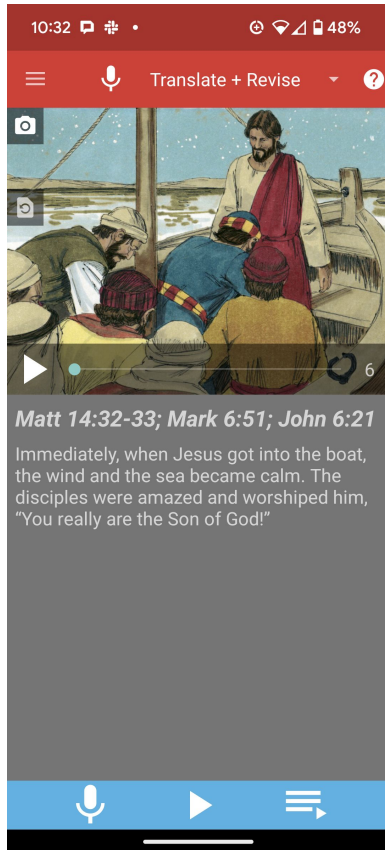


A tool that allows local language speakers to:

- Orally translate a story
- Share the video that is created



# What is the Story Producer App?



- Story Producer (SP) app enables local-language speakers to make oral translations of nicely illustrated Bible stories.
- Then with one tap the app creates a local Bible story video that can be shared from phone to phone in the community.
- All on a basic Android phone.



# What is the Story Producer App?



The app guides the user through 7 steps/phases:

1. Learn the story
  2. Translate and revise
  3. Community check
  4. Biblical accuracy check
  5. Record the audio with a good voice actor
  6. Create the video
  7. Share the video from your phone
- } **Translate**
- } **Check**
- } **Create**
- } **Share**



# Demonstration

Live Demo - Translate, Create a Video

- Bible Story Download
- Bloom Book Download

[Navigation Grid of SP app](#)



# Recent SP app Improvements

- Much easier to get started with the app compared with older versions.
  - Not forced to navigate and choose a working folder
  - New stories can be installed with a simple download.
- Story Producer now works with story content you create in Bloom - Scripture Engagement, Literacy, Health books, etc



# When to use SP app? - A

- When local language speakers want to orally translate a Bible Story or a Bloom Book
- When local language speakers would want to create Bible stories for Scripture engagement, and share the videos in their community.



# When to use SP app? - B

- When Bloom books need to be communicated in the community for health programs, community development, etc.
- When there is a desire for Bible stories, but Scripture translation has not begun.
- When a translation program wants to promote their work.





# When to use SP app? - C

- When literacy rates are low in a community
- When video communicates better than text.
- When an orthography is not yet established
- When the community prefers oral-only communication.



# When to use SP app? - D

- When the internet is costly or not available
- When computers are not readily available to the community.
- When an Android phone is appropriate technology within the language community.



# What are the benefits of the app?



- It is easy to install, download stories, learn and use.
- The prepared stories already include images, image movement, story text, audio, and music.
- Videos can be easily shared from phone to phone (or distributed any way you want.)



# What are the benefits of the app?



- Only needs Android 7 on a phone or tablet
- The app and stories can be installed from [Google Play](#) or [offline from an SD card](#). After installation, no internet is needed.
- The whole process of translation and checking is done using a single phone or android device.



# Maximizing the Reach of SP

What hinders the use of technology tools in remote places?

Existing tools often depend on:

1. Computers
2. Internet
3. Expats



# Maximizing the Reach of SP

The original design of Story Producer:

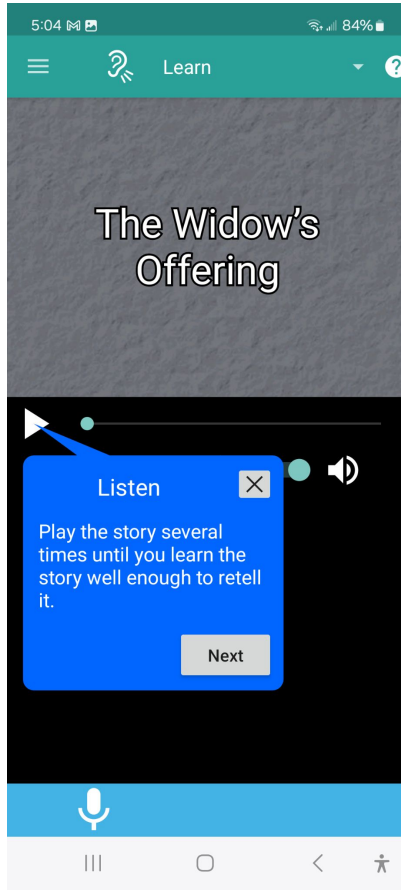
1. ~~Computers~~ ⇒ Android
2. ~~Internet~~ ⇒ Offline
3. Expats

# Maximizing the Reach of SP

The new vision for Story Producer:

1. ~~Computers~~ ⇒ Android
2. ~~Internet~~ ⇒ Offline
3. ~~Expats~~ ⇒ Ease of use & Training on the app

# Demonstrate Popup Help Feature



Over 50 unique popup windows help the new user understand the working of the app.



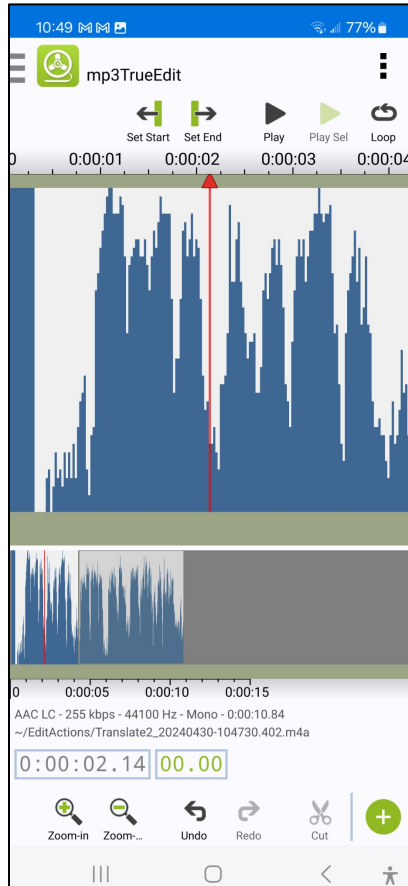
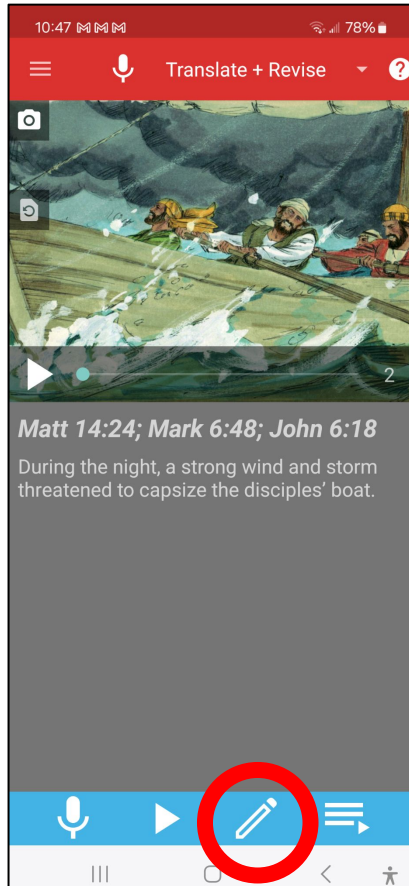


# SP app Options available

1. Include local artwork on the Title slide
2. Replace the story images with local user images
3. Enable picture movement (pan and zoom)
4. Include background music
5. Include the story text as captions on the video
6. Disable images
7. At the end of the story, the user can create and include a local song to summarize the story



# Mp3TrueEdit Audio editor



A free, add-on app called [mp3TrueEdit](https://www.ithinkapps.com/mp3TrueEdit) allows you to edit audio from within Story Producer.

Available from [ithinkapps.com](https://www.ithinkapps.com)

# Options available only by editing the story template in Bloom

1. Adjust the pan and zoom
2. Change the background music
3. Change the source LWC text and audio



# What the SP app CANNOT do:

1. In the finished video, the text does not highlight as it is being read
2. It cannot upload the translated story to Bloom
3. It cannot export as ePUB
4. It is not primarily a literacy tool like Bloom



# Questions?

## What would make this a better app?

### Resources

website: <https://www.internationalmediaservices.org/story-producer>

user support email: [spapp\\_info@sil.org](mailto:spapp_info@sil.org)

[Google Play](#)

[Story Producer Resources](#)

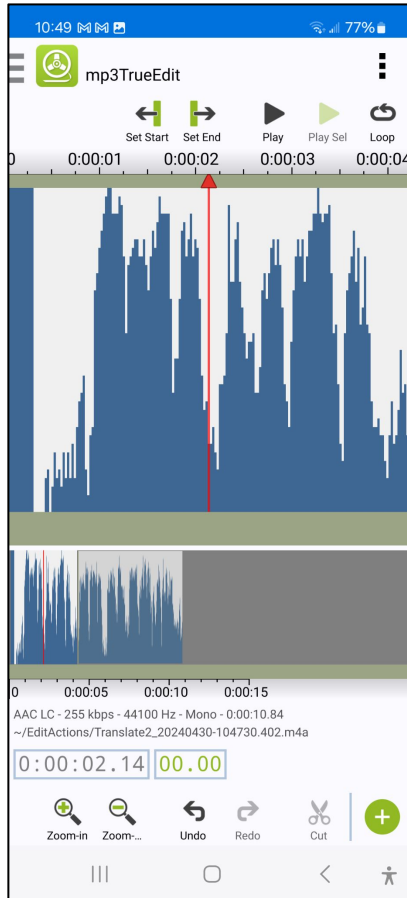
[Mp3TrueEdit Audio editor](#)

Greg Lorei  
[greg\\_lorei@sil.org](mailto:greg_lorei@sil.org)

Bryan Wussow  
[bryan.wussow@sil.org](mailto:bryan.wussow@sil.org)



# Mp3TrueEdit



Peter Cheeseman, who has been volunteering his time to help program Story Producer, is willing to make the paid version of his Mp3TrueEdit app available to you for free.

Note: The free version is fully functional when you use it from within Story Producer.

Contact Peter at [ithinkapps.com/support.html](http://ithinkapps.com/support.html)



# Releasing Story Producer to the Remotest Places



Computers



Internet



Expats



This presentation is Copyright © 2024 SIL International.





A recording of this webinar is available at <https://lingtran.net/Webinars>

