

Data from Academic Degree Programs' Learning Assessment Reports

2018-2022 Summary

[Assessment and Curriculum Support Center](#)

University of Hawai'i at Manoa

Programs submit biennial reports that describe their learning assessment activities.

The programs' reports are online: [Degree Program Assessment Reports](#).

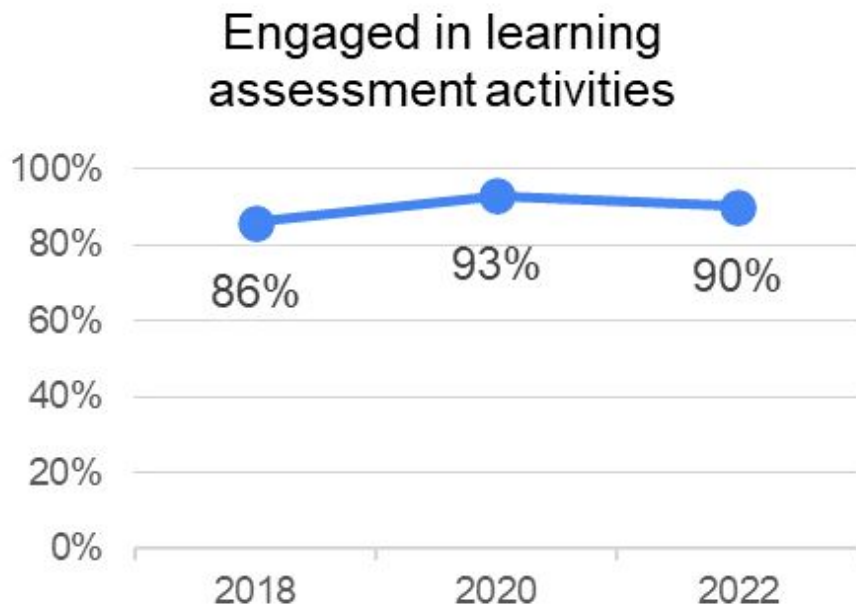
The charts in this slide deck provide the **percentage of degree programs** that met key indicators of learning assessment.

Data source: programs' submitted assessment reports.

Number of degree programs:

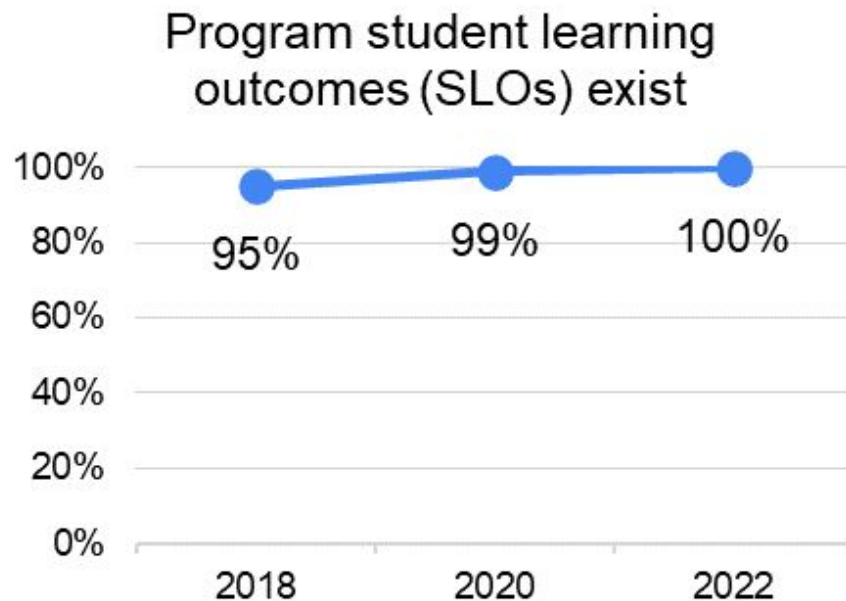
- 2018=235
- 2020=237
- 2022=240

Over 85% of degree programs **engaged in learning assessment activities**. E.g., collected student work, evaluated student work, modified a rubric, changed course content or the curriculum.



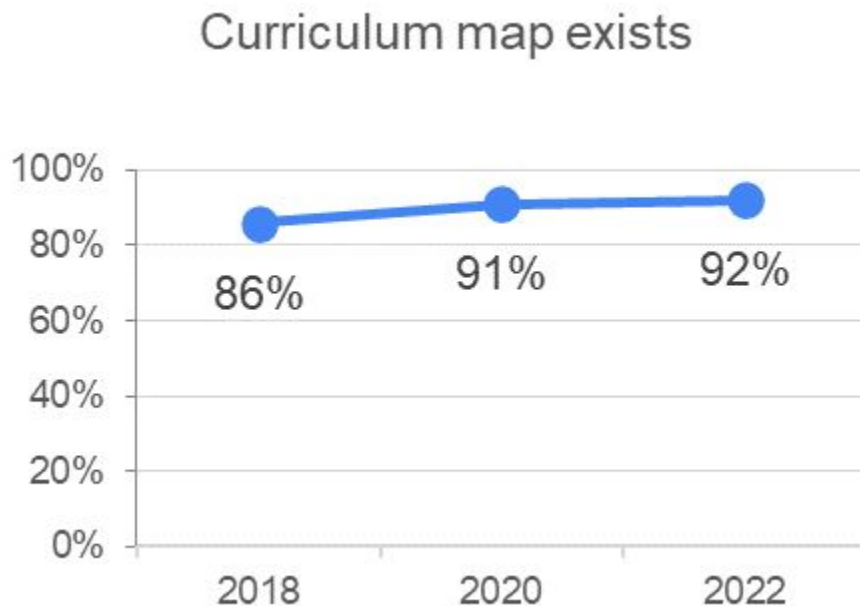
As of 2022, all degree programs have **program-level student learning outcomes**.

[Learn more about student learning outcomes.](#)



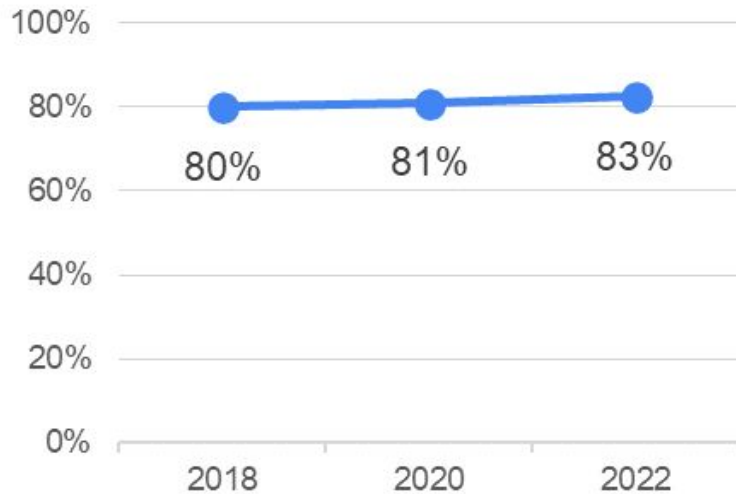
Over 90% have a **curriculum map** that shows where in the curriculum students get practice with the program's learning outcomes.

[Learn more about curriculum maps.](#)

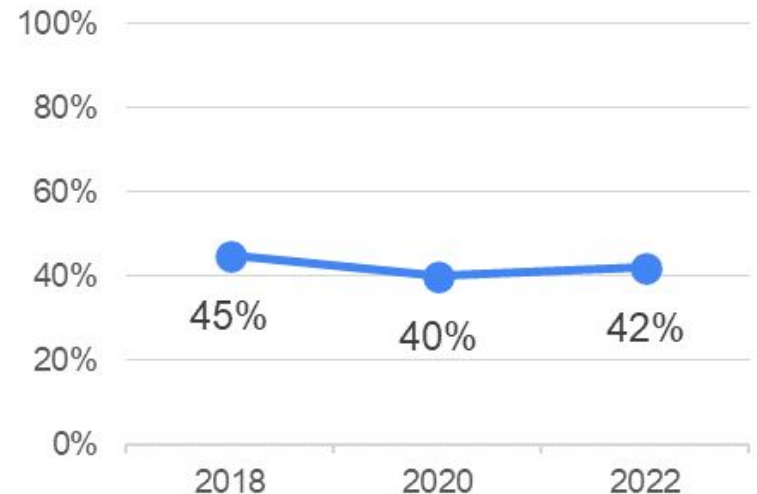


Direct evidence of student learning is student products or performances that can be evaluated. *Indirect evidence* is student perceptions, opinions, or self-reports, often gathered via survey. While both are important, direct evidence is required; indirect evidence by itself is insufficient. Most programs collect direct evidence.

Collected direct evidence of student learning

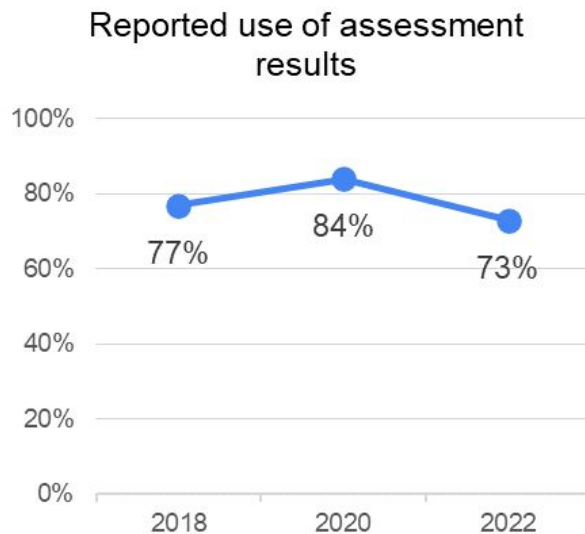
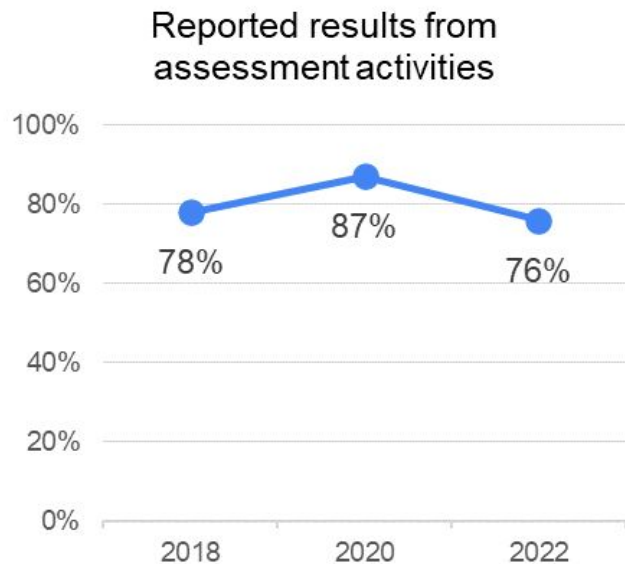


Collected indirect evidence of student learning



Programs that have results can take the next and most important step of learning outcomes assessment: use of results. The top uses of results in the 2022 reports were changing course content/curriculum and changing students' out-of-course experiences (e.g., advising, events).

[Read examples of how programs have used assessment results.](#)



We recommend that degree programs complete an assessment cycle (e.g., collect learning evidence, evaluate, interpret, and use results) for every program SLO at least once during the program review cycle (5-7 years). Currently, only 68% of the degree programs reported having results for over half of their program SLOs. 59% of programs have results for all program SLOs.





Assessment & Curriculum Support Center



UNIVERSITY
of HAWAII®

MĀNOA