



Open Source Ecology Developer's Manual

CEB 6 Grate Deflectors

Assembly Summary

Lead Contributors:

Gabriel Elkind

Source File:

[Grate Development Board](#)

Graphic Design:

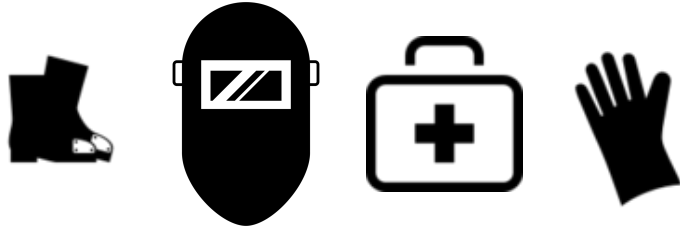
Jean-Baptiste Vervaeck



openMaterials



Before you begin



The grade deflectors are bolted to the grate and act as an extension of the hopper, funnelling earth into the hopper mouth. It's construction relies upon meticulous weldments, build-time ~.5 hr.

Welding Procedure

Clear work table.

Grind weld splatter off table if necessary.

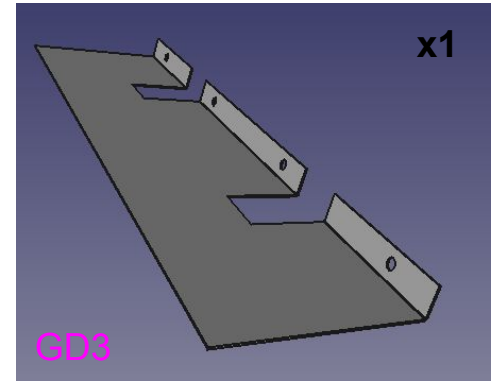
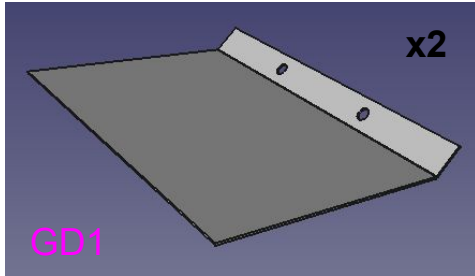
To minimize warping, tack weld critical points in weld joint

Weld in 1-2" segments.

Order the welding so each weld are far apart from the previous weld, welding about 2%, then 5%... 10%... 20%... 50%... 100% at each spot.

Bill of Materials

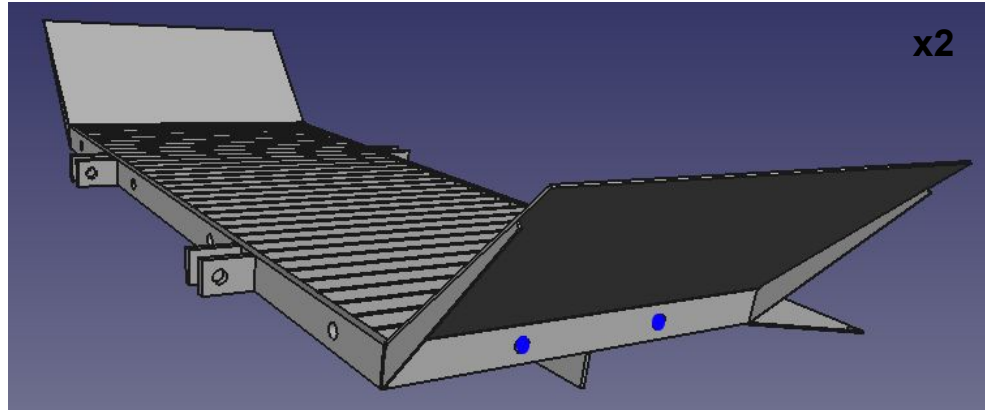
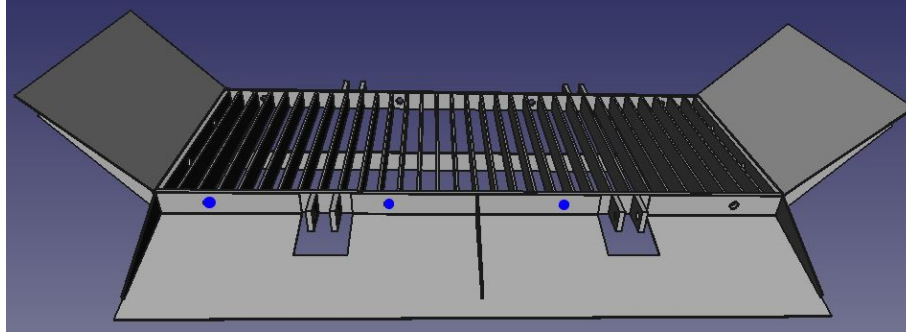
Collect and Label all parts



Perforate metal tails and bend upwards with a hammer and flat surface

Duration 20min

Secure Deflectors to the Grates with 3/4" Bolts



Grate Deflector Module

Were these instructions helpful?

Please rate from 1 to 10 (10 being the highest)

Are there any parts that needed improvement?

What parts did you like that you found helpful?

