


Transforming your Thinking about Reading!



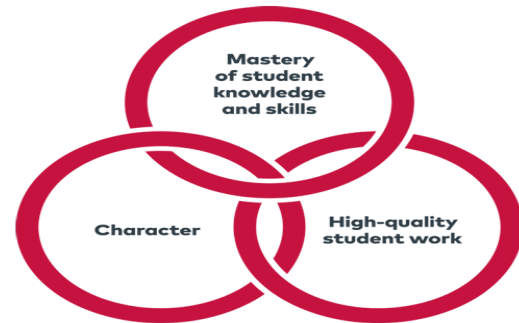
“Reading Gives You Wings”

By the end of this session you will:

- Learn strategies to help your child read words. – Ms. Wilson
 - Learn strategies to help your child comprehend stories and texts. – Ms. Rawlings.
 - Learn resources to use at home for additional questions/help.
- 

Literacy: Education

- Active learning and student engagement
- Highly collaborative activities (speaking, listening, reading and listening)
- Academic conversations to investigate rich academic topics
- Increase students' global awareness



Learning to Decode/Read and Spell Words

Activity	Setting	Purpose
EL Skills Block Curriculum (2nd and 3rd Grade ALL Block	Whole Group Small Group Centers	<p>Differentiated; Based on data and observation; Supporting areas of need & encouraging areas of growth</p> <p>Learn to decode and spell words: Students study regular and irregular words, spelling patterns, prefixes, suffixes, and syllables. Read fluency passages.</p> <p>EL Skill Block Lesson</p>
Letterland	Small group	<p>Students learn Letterland characters and actions and syllable types in K-1. Some students do well reviewing these in 2nd to help support reading. Students use syllable types in EL too.</p>



Child-friendly phonics

- Show spelling patterns on LL
- Letterland Demo Video
- Letterland can be added to student portals.

6 Syllable Types

- Open
- Closed
- Magic E
- Vowel Team
- R controlled
- -le

The poster is titled "Letterland The Six Syllable Types" and is divided into six colored boxes, each representing a syllable type. Each box contains a large example word with a character on a letter, a list of other words, and a diagram of the syllable structure. At the bottom, a train is shown with cars labeled "prefix", "Syl", "la", "ble", and "suffix".

Letterland The Six Syllable Types

Open syllable
goose
hi, si, mi, apron, hi man
chip, mink
open closed

Closed syllable
hop
swam, ask, duck, insect, mascot
chip, mink
closed closed

Magic E syllable
lake
ice, cube, globe, costume, invite
cup, cake
closed Magic e

Vowel Team syllable
leap
flap, night, straw, play, balloon, resin
win, down
closed vowel team

Robot syllable
star
punch, heat, chair, birthday, sunset
gar, den
robot closed

Candle L syllable
-dle
table, puzzle, eagle, marble, giggle
can, die
closed candle L

prefix Syl la ble suffix

www.letterland.com

Supporting Reading at Home

Learning to Decode Words -6 syllable types

Learning to read at home

Open

Open - mu

Closed

sic

Magic e

lake -ed -walked

Vowel Teams

ee, ea, - greet, meat

ai, ay - rain, day

r- controlled

or, ar, ir, er, and ur - corn, farm

-le cable, able

Crack the Code - “Be A Word Detective”

Quick Coding Steps

1. Dot the vowels
2. Circle the prefixes and suffixes
3. Box/Underline the consonant digraph
4. Make a rail car for each syllable
5. Identify each syllable
6. Code the vowel sounds



2nd Grade EL Modules



- Schools and Community
- Fossils Tell of Earth's Changes
- Secret World of Pollination
- Providing for Pollinators (we need experts)

3rd Grade EL Modules This Year




- Overcoming Learning Challenges Near & Far
- Adaptations and the Wide World of Frogs
- Exploring Literary Classics
- Water Around the World

Building Comprehension Skills

Activity	Setting	Purpose
EL Curriculum (3rd)	Whole Group	<ul style="list-style-type: none">● Targeting 3rd Grade Curriculum● Building Comprehension Skills● Reading to learn● Answering questions about text
EL Module (2nd)	Whole Group	Practice Comprehension Learn strategies to comprehend fiction and non-fiction text. For Ex.. Close Reading/ Multiple Choice Question chart


Visualize



Make a mind movie as you read.

- While you read, make pictures in your mind of what the story may look like


Summarize



Retell important parts.

- While you read, pause and retell important parts.
- After reading, tell what the story is about in your own words.


Make Connections



I can connect what I read to something I know.

- Text to self (my life)
- Text to text (something I read)
- Text to world (prior knowledge)


Make Predictions



What do I think will happen?

- Use clues (title & pictures) to make a smart guess about the story.
- Check your predictions after reading.


Questions



Ask questions about the story.

- Make your own questions about the story.
- Answer your questions when you are reading.
- who, what, when, where, why

Inferring



Combine what I know with clues from text

- Be a text detective and gather clues.
- Combine your background knowledge with pictures and words you read.

Questions to ask while reading

<u>Within the Text</u>	<u>Beyond the Text</u>
What has happened in the text so far?	Why do you think the character did _____?
What is the main idea of the text?	How do you think the character was feeling?
What are the most important things you have read so far?	How would you feel if this happened to you?
Is this making sense so far?	What does this text remind you of?
Who are the characters in the story?	What do you think will happen next?

Building Reading at Home

- READ every night
- Ask your child questions about the text
- myON
- Storyline Online
- Syllable Type Bookmarks
- [Supporting Reading at Home Sheet](#)

Thank you!



Thank you for helping us to give your child the wings they need to excel in becoming stronger readers.

Remember:

Until you spread your wings you never know how far you can fly!

We would love your feedback!



([exit survey](#))

