


Want to add or edit a slide?

1. Ask dom.brassey@ousd.org for permission to edit this deck. 👍
2. Add a new slide (or edit an existing slide, if you own the information).
3. **Please don't delete slides.**
4. **Please leave permissions as “Anyone with the link”**
5. To protect student privacy, please do not include student names or photos.

CCPA A/B Day Schedule SY2425

 <p>CCPA Bell Schedule</p>	<h1>A</h1>	<h1>B</h1>
<p>D1 D2</p>	<h1>1, 3, 7, 4</h1>	<h1>2, 6, 5, 4</h1>

Is this week A or B? →

CCPA Public
Google Calendar



CCPA A/B Day Schedule SY2425



CCPA Bell
Schedule

A

B

D3

1, 7^{MW}, 5, 3

2, 6^{TT}, 5, 4

Is this week A or B? →

CCPA Public
Google Calendar



CCPA (A Day) Schedule SY2425

10th grade

- 8:30- 9:25- period 1
- 9:30-10:25- period 7
- 10:30- 11:30- period 5 and announcements
- 11:35-12:30 period 3

11th grade

- 8:30- 9:25- period 1
- 9:30-10:25- period 7
- MW- pathway seminar to Brassey or Wright
- TTH- pathway seminar to auditorium/flex
- 10:30- 11:30- period 5 and announcements
- 11:35-12:30 period 3

12th grade

- 8:30- 9:25- period 1
- 9:30-10:25- period 7- college seminar
- 10:30- 11:30- period 5 and announcements
- 11:35-12:30 period 3

CCPA (B Day) Schedule SY2425

10th grade

- 8:30- 9:25- period 2
- 9:30-10:25- period 6
- 10:30- 11:30- period 5 and announcements
- 11:35-12:30 period 4

11th grade

- 8:30- 9:25- period 2
- 9:30-10:25- period 6
- TTH- pathway seminar to Brassey or Wright
- MW- pathway seminar to auditorium/flex
- 10:30- 11:30- period 5 and announcements
- 11:35-12:30 period 4

12th grade

- 8:30- 9:25- period 2
- 9:30-10:25- period 6- college seminar
- 10:30- 11:30- period 5 and announcements
- 11:35-12:30 period 4


D1/D2 (A Day) Schedule SY2425

- 8:30- 9:25- period 1
- 9:30-10:25- period 3
- 10:30- 11:30- period 7 and announcements
- 11:35-12:30 period 4

FREE STUDENT TRANSIT PASS

APPLY HERE to get your student transit pass!

*If you already have a pass, you don't need to reapply



Students may get a free AC Transit bus pass on a Clipper card, through the Student Transit Pass Program (STPP).

Apply here: alamedactc.org/programs-projects/studentpass (Allow 4 to 6 weeks for delivery.) Contact: fabiana.ahumada@ousd.org

How do I replace a lost or broken STPP Youth Clipper card?

1. You must call (877) 878-8883, Mon-Fri between 6 AM - 8 PM; Sat & Sun between 8 AM - 5 PM.
2. You must pay a \$3.00 replacement fee over the phone, using a credit card number.
3. **Explain to the Clipper Customer Service representative:**
 - a. *"I am an OUSD student and I lost my Student Transit Pass Clipper Card."*
 - b. *"I need to order a replacement card."*
 - c. *"My OUSD email address is _____@ousd.org."*
 - d. *"My OUSD student ID number is # _____."*
 - e. *"My mailing address is _____, Oakland, California."*
 - f. *"Here is a credit card number: xxxx-xxxx-xxxx-xxxx, Expiration date MM-YYYY, security code xxx."*
4. In about 10 days, your replacement Clipper card will arrive in your mailbox.
5. When you receive it, you can add it to your digital wallet on [iPhone](#) or [Android](#).

SPORTS



- **All new and returning athletes:**

- A sports physical is required every school year,
- Your physical needs to be dated after **July 1, 2024** to play in the 24-25 school year.
- High School Athletes **must register here:**

<https://www.familyid.com/oakland-unified-school-district>

- You need to create an account.
 - Physical forms are linked in registration.
 - You will need to upload a picture of your physical in the registration.
 - **DO NOT** hand in your physical to the office or Ms. Boyle.
 - Upload your physical to your registration and keep a copy.
- **Need a sports physical? Come to the health center!**
 - a. Pick up a packet at the **Health Center** or **front office**.
 - b. Your parent or guardian must complete a **registration form** for the health center before you can be seen for first aid care during the 2023-2024 school year:
 - i. English: <https://form.jotform.com/231876846379172>
 - ii. Spanish: <https://form.jotform.com/231877223857163>



Get a Library Card

Get a Library Card

[What Can I Borrow?](#)

[What Can I Use?](#)

[How to Borrow](#)

[Borrow From Another
Library](#)

[Holds FAQ](#)

[OPL is Fine Free!](#)

[Library Feasibility Study](#)

[Contact Us](#)

Borrow books, movies, toys, tools, and more for free!

Who Can Get a Free Library Card?

Anyone who lives in California.

You do not need to live in Oakland or have a permanent address. You do not need to be a US citizen or permanent resident.

You can have a library card at any age.

Apply Now!

English

Español

中文

Tiếng Việt



Apply online ↑ for a
student work permit.

1
STATE OF CALIFORNIA DEPARTMENT OF EDUCATION
STATEMENT OF INTENT TO EMPLOY A MINOR AND REQUEST FOR A WORK PERMIT—CERTIFICATE OF AGE
CDE Form B1-1 (Rev. 02-14)

A "STATEMENT OF INTENT TO EMPLOY A MINOR AND REQUEST FOR A WORK PERMIT—CERTIFICATE OF AGE" form (CDE Form B1-1) shall be completed in accordance with California *Education Code* 49162 and 49163 as notification of intent to employ a minor. This form is also a Certificate of Age pursuant to California *Education Code* 49114.

(Print Information)

Minor's Information

Minor's Name *(First and Last)* Home/Cell Phone Grade
Home Address City Zip Code
Birth Date Social Security Number Age Student's Signature

School Information

School Name School Phone
School Address City Zip Code

To be filled in and signed by parent or legal guardian

This minor is being employed at the place of work described with my full knowledge and consent. I hereby certify that to the best of my knowledge and belief, the information herein is correct and true.

Parent's Name *(Print First and Last)* Parent's Signature Date

To be filled in and signed by employer

Business Name or Agency of Placement Business Phone Supervisor's Name
Business Address City Zip Code
Employer's Maximum Expected Work Hours: _____ hours per day _____ hours per week
Describe nature of work to be performed: _____

In compliance with California labor laws, this employee is covered by workers' compensation insurance. This business does not discriminate unlawfully on the basis of race, ethnic background, religion, sex, sexual orientation, color, national origin, ancestry, age, physical handicap, or medical condition. I hereby certify that, to the best of my knowledge, the information herein is correct and true.

Employer's Name *(Print First and Last)* Employer's Signature Date

For authorized work permit issuer use ONLY

Maximum number of work hours when school is in session: _____	Maximum number of work hours when school is not in session: _____
Proof of Minor's Age <i>(Evidence Type)</i> _____	Check Permit Type: <input type="checkbox"/> Full-time <input type="checkbox"/> Restricted <input type="checkbox"/> General <input type="checkbox"/> Work Experience <input type="checkbox"/> Education, Vocational Attendant <input type="checkbox"/> Workability
Verifying Authority's Name and Title <i>(Print)</i> _____	
Verifying Authority's Signature _____	

For more information about child labor laws, contact the U.S. Department of Labor at <http://www.dol.gov/>, and the State of California Department of Industrial Relations, Division of Labor Standards Enforcement at <http://www.dir.ca.gov/DLSE/dlse.html>.



Driver Education @ CCPA

Contact: amy.boyle@ousd.org

- **Driver Education** is a class that teaches you about traffic laws, road safety, driver responsibilities, and avoiding accidents. It **DOES NOT INCLUDE** Behind-The-Wheel training. It is **NOT** a college class.
- If you are under age 18, you must complete a Driver Education course before getting your instruction permit (which allows you to legally practice behind-the-wheel).
- Completing this 1-semester class earns you 1 semester of elective credit, which counts towards graduation.
- CCPA sometimes offers **Driver Education** in the spring semester. Students may request enrollment, but enrollment is not guaranteed.






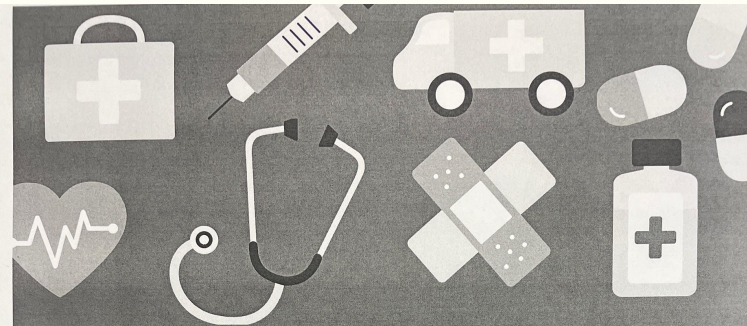
Dual Enrollment (DE)

Contact: claudia.walker@ousd.org

- In “Dual Enrollment” classes, students earn both high school credit AND college credit at the same time.
- Before enrolling, you must complete a California Community Colleges (CCC) Application at cccapply.org to obtain a student ID. Your ID arrives via email and looks like this: AYY2036 (You only have to do this once, not every year.)
- Then, you must use that ID to enroll in specific college classes using the DE form:

<https://bit.ly/DUALENROLLMENT>





NURSING CAREERS CONFERENCE

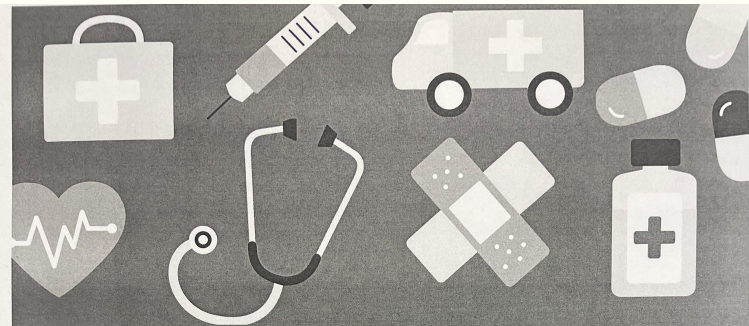
SAT OCT 5, 9:30A - 2P
@ LIFE ACADEMY
2101 35TH AVE, OAKLAND



hands on workshops * career panels *
tips on applying to nursing school * free lunch &
more!

REGISTRATION OPENS SEPT 20 @
TINYURL.COM/OUSDNCC2024

REGISTER EARLY TO SAVE YOUR SPOT!!



NURSING CAREERS CONFERENCE

SAT OCT 5, 9:30A - 2P
@ LIFE ACADEMY
2101 35TH AVE, OAKLAND



hands on workshops * career panels *
tips on applying to nursing school * free lunch &
more!

REGISTRATION OPENS SEPT 20 @
TINYURL.COM/OUSDNCC2024

REGISTER EARLY TO SAVE YOUR SPOT!!