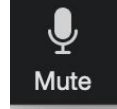
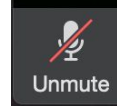


Megan
Cindy
Kelly

Farhiya	Ofelia
Fengcai	Olivia
Gidey	Parvin
Hanna	Pilar
Hee Joo	Shewit
Judy	Sumaira
Ke Suk	Tsega
Maria	Wei
Martha	Xiaohua
Mehnaz	Yeweynhareg

Hello, _____.



Can you hear me?



Can you see me?



Can you see the pictures?





Megan



Kelly



Cindy

**Welcome back,
ESOL 3 Class!**




Today's plan ...

1. Zoom chat warmup
2. Learn about paragraphs
3. Hear announcements
4. Talk and write about Lesson 3 from *That's Life*
5. Prepare for homework

Warmup

What do you know about good writing?

Write a COMPLETE sentence.
Type in Zoom chat
or write on your whiteboard.




I know _____.



Paragraphs

What do you know about **paragraphs**?



Paragraphs

A paragraph is a group of sentences about one **topic**.


Topic is something we can write and talk about.

For example:

- Going to the grocery store
- Plans for the weekend
- Favorite holidays
- Driving around our community



Breakout Rooms



ESOL Level 3
Class Packet

Spring 2024
Teacher: Megan Dalton
Literacy Source



Please take out your class
packet.

Turn to page 1.

We will read and talk about
a **paragraph**.

1. [PDF packet for reference.](#)
2. [Kelly, click here!](#)
3. [Cindy, click here!](#)
4. [Megan, click here!](#)

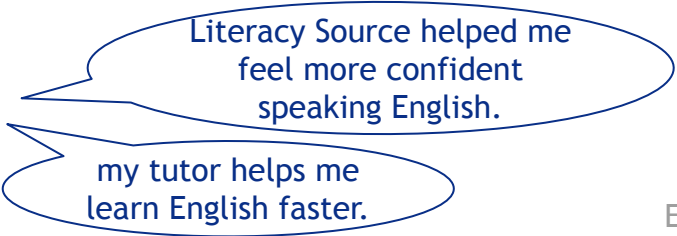
Want to help Literacy Source?

Share your story!



We are looking for students who will share their story about class.

How is class helping you?



We want to record a video of you sharing your story!

If you want to share, tell your teacher!



\$25 gift card for participating!



English example



Example in students' native languages.



LS Case Managers

We can help you find and apply for:



Sofie Kedir



Lamees Hamdan



Ilana Hoff

Internet



Food benefits



Medical Care



Childcare



Mental health

And more!

LS Case Managers



Afaan
Oromoo
አማርኛ

Sofie Kedir

- Case Manager Specialist
- Speaks Oromo & some Amharic



عربي
Türkçe

Lamees Hamdan

- Social Work Intern
- UW student
- Speaks Arabic & some Turkish



Español

Ilana Hoff

- Social Work Intern
- UW student
- Speaks a little Spanish, can read and write in Spanish

Movement break! Come back at 7:11



Unmute



Start Video

Good Paragraphs



We will do a lot of writing this quarter.
Here are 5 rules for good paragraph writing.

1. Do brainstorm and outline before you write your paragraph!
2. Every paragraph has a **topic sentence.**
3. Every paragraph has a **conclusion sentence.**
4. Every paragraph has support sentences with **transition words.**
5. **Indent** every paragraph at the first line!

Paragraphs

Indent: a space before you start writing

Dinh is driving carefully on Lake Street. First, he stops at the stop sign. He looks both ways before he continues. Next, Dinh sees a Speed Limit sign. He checks his speedometer, and he is driving the correct speed. Finally, Dinh sees a gas station across the street. He makes a U-turn, but he doesn't see the No U-turn sign. Dinh should pay more attention to signs on the road.

Paragraphs

Topic sentence: The first sentence in your paragraph. Tells the topic: what your paragraph is about.

Dinh is driving carefully on Lake Street. First, he stops at the stop sign. He looks both ways before he continues. Next, Dinh sees a Speed Limit sign. He checks his speedometer, and he is driving the correct speed. Finally, Dinh sees a gas station across the street. He makes a U-turn, but he doesn't see the No U-turn sign. Dinh should pay more attention to signs on the road.

Paragraphs

Transition words: They show new ideas or examples for your topic.

Dinh is driving carefully on Lake Street. **First**, he stops at the stop sign. He looks both ways before he continues. **Next**, Dinh sees a Speed Limit sign. He checks his speedometer, and he is driving the correct speed. **Finally**, Dinh sees a gas station across the street. He makes a U-turn, but he doesn't see the No U-turn sign. Dinh should pay more attention to signs on the road.

Paragraphs

Conclusion sentence: The last sentence in your paragraph. It shows how someone feels about the topic, or what they should do.

Dinh is driving carefully on Lake Street. First, he stops at the stop sign. He looks both ways before he continues. Next, Dinh sees a Speed Limit sign. He checks his speedometer, and he is driving the correct speed. Finally, Dinh sees a gas station across the street. He makes a U-turn, but he doesn't see the No U-turn sign.

Dinh should pay more attention to signs on the road.

Paragraphs

Match the words and definitions.


Indent A space before you start writing

Topic Sentence The first sentence in your paragraph.
Tells the topic.

Transition words They show new ideas or examples for
your topic.

Conclusion Sentence The last sentence. It shows how someone
feels.

Breakout Rooms



ESOL Level 3
Class Packet

Spring 2024
Teacher: Megan Dalton
Literacy Source



Please take out your class
packet.

Turn to page 2.

We will read and talk about
a **paragraph**.

1. [PDF packet for reference.](#)
2. [Kelly, click here!](#)
3. [Cindy, click here!](#)
4. [Megan, click here!](#)

Paragraph Matching

[Click here!](#)

Topic sentences tell what the paragraph is about. What is another good topic sentence for this paragraph?

_____ . First, he stops at the stop sign. He looks both ways before he continues. Next, Dinh sees a Speed Limit sign. He checks his speedometer, and he is driving the correct speed. Finally, Dinh sees a gas station across the street. He makes a U-turn, but he doesn't see the No U-turn sign. Dinh should pay more attention to signs on the road.

- a. Dinh wants to take the bus.
- b. Dinh is teaching his daughter how to drive.
- c. Dinh always tries to be a good driver.

Conclusion sentences tell what someone should do. They give advice. What is another conclusion sentence for this paragraph?

Dinh always tries to be a good driver. First, he stops at the stop sign. He looks both ways before he continues. Next, Dinh sees a Speed Limit sign. He checks his speedometer, and he is driving the correct speed. Finally, Dinh sees a gas station across the street. He makes a U-turn, but he doesn't see the No U-turn sign.

- a. Also, Dinh stops for people crossing the street.
- b. Dinh should remember his driving mistakes so he can improve.
- c. Dinh gets angry because he didn't see the No U-Turn sign.

Transition words show new ideas. What transition words can you use for each number?

Dinh always tries to be a good driver. 1 _____, he stops at the stop sign. He looks both ways before he continues. 2 _____, Dinh sees a Speed Limit sign. He checks his speedometer, and he is driving the correct speed. 3 _____, Dinh sees a gas station across the street. He makes a U-turn, but he doesn't see the No U-turn sign. Dinh should remember his driving mistakes so he can improve.

first

also

next

second

last

finally

Homework

1. Go to Google Classroom.
2. Find **Apr. 22 Homework**



Paragraph Vocabulary

If you don't know where to go, call Megan for help!