
OER & Nebraska's OER Common's Hub

— July 23 - 25, 2019 —

<http://bit.ly/OERScience2019>

DAY 1 Agenda

- Check-In & Registration
- OER Basics- What is it? Why use it?
- Content Area Standards and their intended Use
- Searching for Content in the Hub
- Aligning Content standards in the OER Commons Hub

-WORKING LUNCH

- Understanding & Using the Vetting Rubric
- Vetting & Aligning group resources
- Intro to Unwrapping Documents

Break into Grade Level groups

Where are you? Show of fingers.

- 1 - Just starting to learn about Open Educational Resources (OER)
- 2 - Learned some but not yet using OER
- 3 - Using OER but not creating OER
- 4 - Using and Creating OER
- 5 - Teaching others to Use and Create OER

How time and resources are being spent

Time spent creating
Instructional Materials
(per week)

7 HOURS

Searching for
free and
paid-for
resources



5 HOURS

Creating own
materials

Teachers are heading online to
supplement or piece together
curriculum



97% Google



85% Pinterest

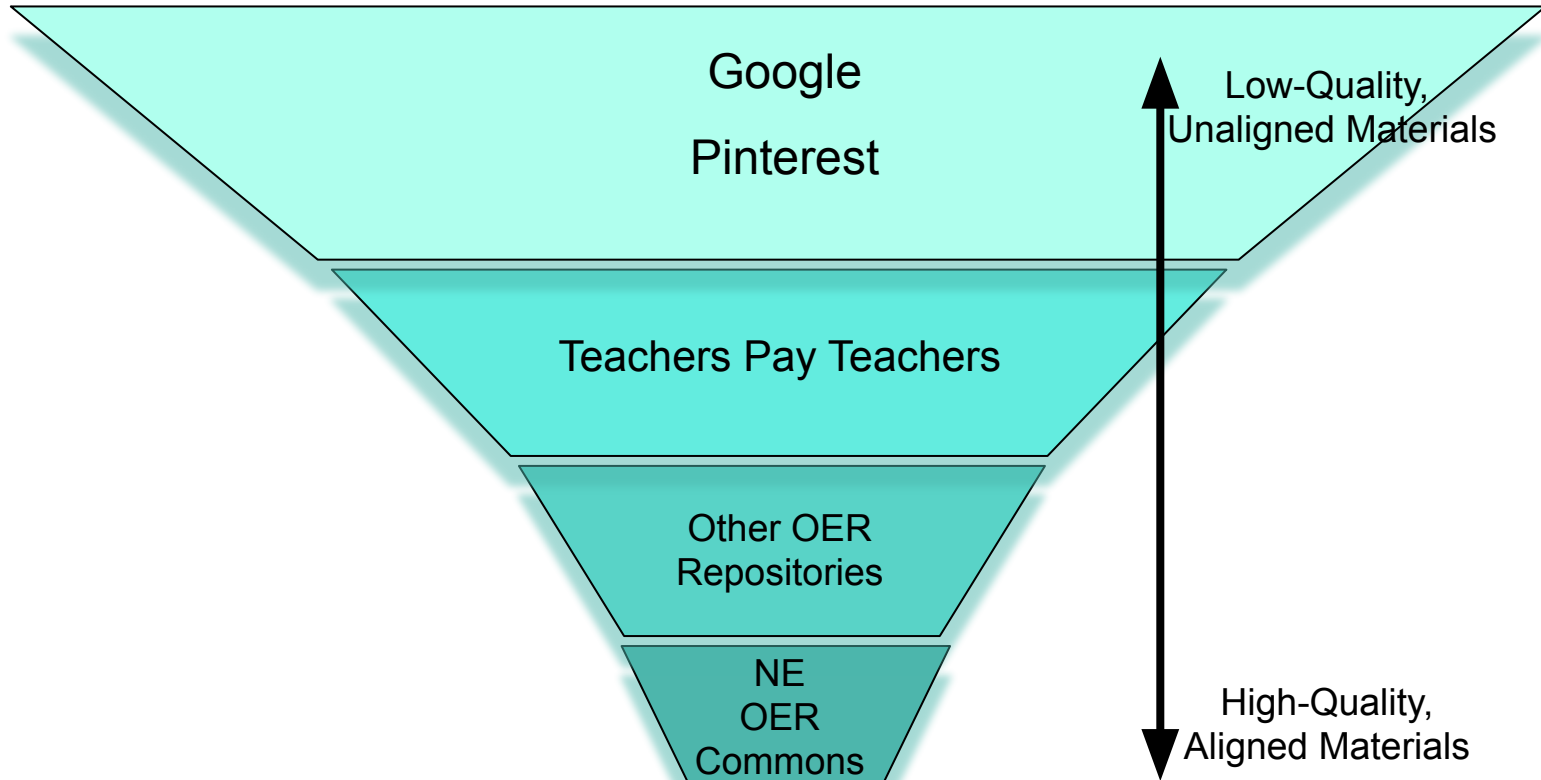


79% Teachers Pay
Teachers




39% Engage NY

High Quality Aligned materials & OER



What is OER?



NEW! - Nebraska's OER Toolkit

- Complete training on using OER
- Links to resources and videos about OER
- Links to the NE. OER Commons hub
- Detailed licensing information

<https://www.education.ne.gov/educational-technology/oer/>

“Open Educational Resources are teaching, learning and research materials in any medium – digital or otherwise – that **reside in the public domain** or have been released under an **open license** that permits no-cost **access, use, adaptation and redistribution** by others with **no or limited restrictions**.

OER includes full courses, course materials, modules, textbooks, streaming videos, tests, software, and any other tools, materials or techniques **used to support access to knowledge.**”

~Hewlett Foundation

Free & Reuse Rights

The 5Rs

Retain

- Make and own copies

Reuse

- Use in a wide range of ways

Revise

- Adapt, modify, and improve

Remix

- Combine two or more

Redistribute

- Share with others

What types of content can be OER?

- Entire Courses
- **Course modules**
- E-textbooks
- Streaming video of lectures
- Professional Development
- **Units of Study**
- Assessments
- Software
- Video
- Activities
- Lesson Plans
- A Photograph
- Rubrics
- Charts
- Journals
- Practice Exercises

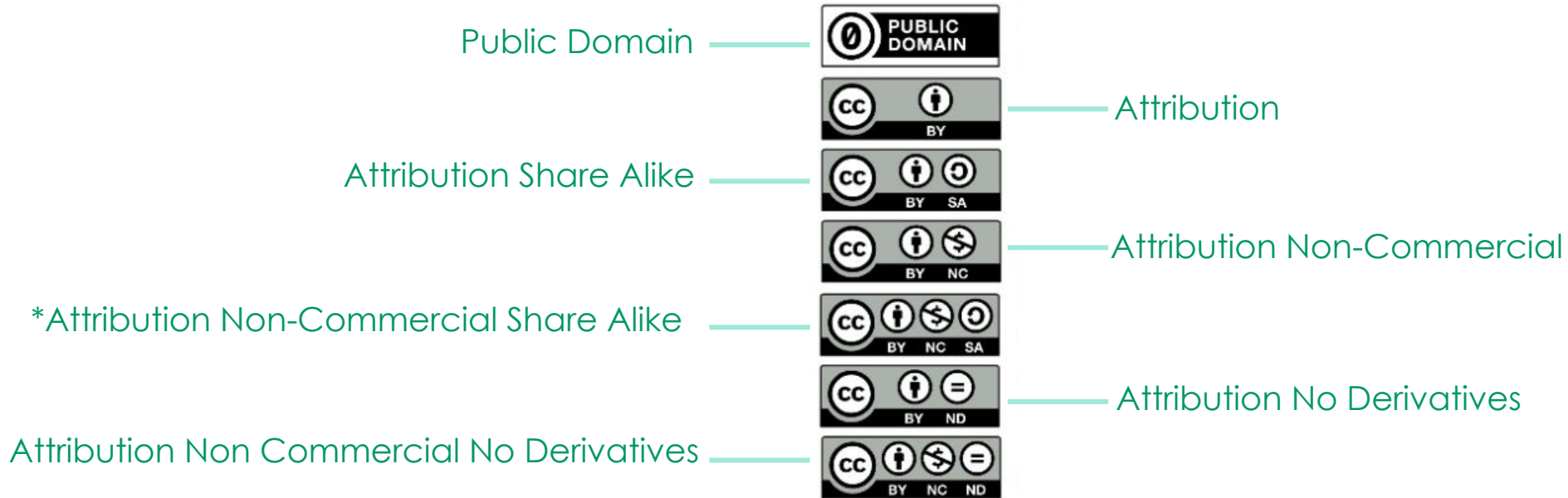
Copyright vs. Open Licenses

Copyright refers to the **ownership** of intellectual property

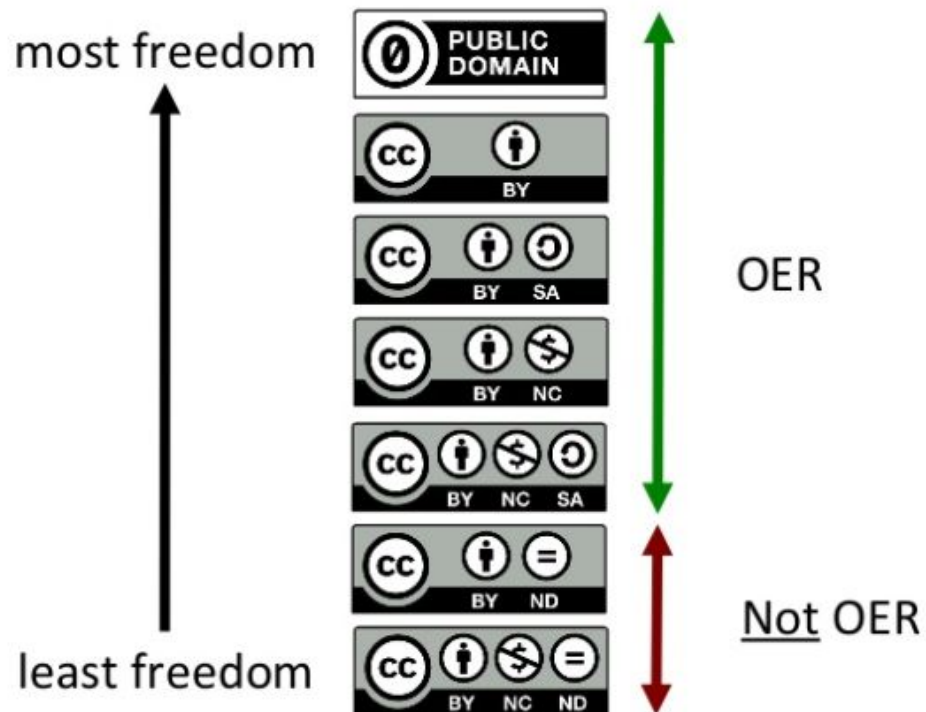
- Controls how the property can be used and distributed
- Attaches automatically when the work is created
- Granted to “the author” of that work
- Any work that reflects at least minimal creativity of the part of “the author”

Copyright vs. Open Licenses

License refers to **permission for others to use or share** intellectual property, there are multiple licensing options:



OER Permissions



SO why the trend in OER?

- In, 2015 US Dept. of Ed. launched its #GoOpen campaign
- By 2017, more than 70 bills related to OER were filed in 28 states.

Main Benefits of OER to Schools

most notably they:

- **Increase Equity**
- **Keep Content Relevant and High Quality**
- **Empower Teachers**
- **Save Money**

Spending - OER alternative

Textbooks

- ~\$329,000 K-6 English
 - 6 Schools
 - 3 Sections
 - 25 students per section
- ~\$47,000 per grade level
 - Includes teacher & supplementals
- 6 year cycle

OER

- \$329,000
 - Teacher stipends for PD
 - Substitute teachers
 - Internet connectivity
 - Chromebooks & iPads
 - Printing costs
 - Additional learning resources

Benefits of OER for Teachers, Students and Parents

- Collaboration and Partnerships
- Knowledge Sharing
- Cost Savings and Efficiency
- Quality Improvements and responsive to changes or updates
- Support for Independent Learning
- Communication and community engagement

Ways OER can support today's classrooms

- 1:1 Users
- Constructivist Learning Models
- LMS Users
- Blended Learning
- Flipped Classrooms
- Supplementing Learning
- Self-Teaching/Homeschooling
- Online Schools and courses

Ways to Introduce OER

- **Incorporate OER resources into your annual curriculum review process**
- **Look for OER resources to fill gaps in your current curricula materials**
- **Develop collaborations with other districts to find and create OER materials**
- **Create professional development opportunities that support the development of teachers around finding or creating OER content on their own**

OER in Nebraska

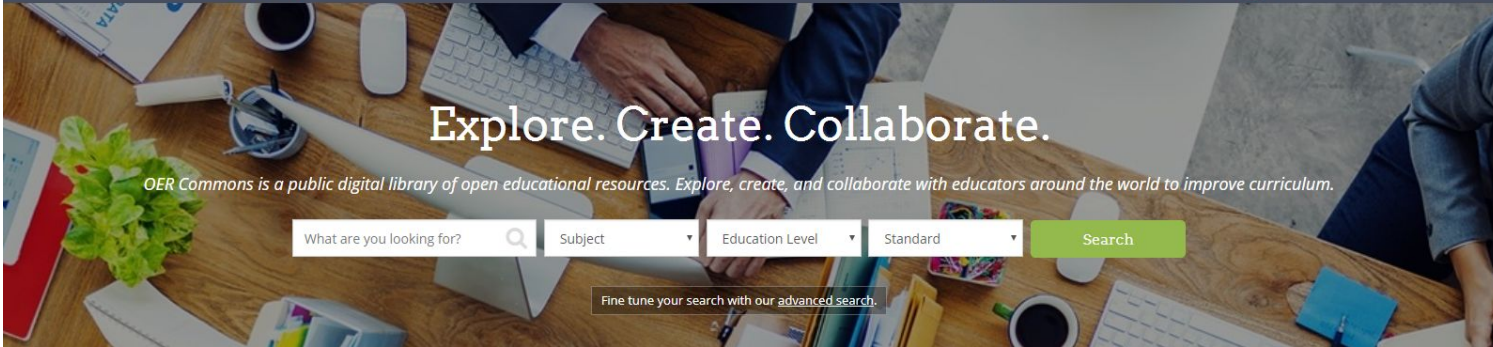
- **Joint project with ESUCC and NDE**
- **Aligns with Mission of ESUCC**
 - Preparation of strategic plans to assure the cost-efficient and equitable delivery of services across the state
 - Administration of statewide initiatives and provision of statewide services
- **Aligns with the State Board's strategic plan**
 - Ensure all Nebraskans, regardless of background or circumstances, have equitable access to opportunities for success.
 - Goal 4.1 By 2020, the NDE will develop a statewide digital course and content repository.

Why OER Commons?

- Can link to Nebraska Standards
- Can create endorsement
- Align with the ESUCC Mission and NDE Strategic Priorities
- Some schools in Nebraska are already using
- Allows for the creation of groups and collaboration
- Has LTI integration (Canvas, Schoology & others)
- Google Classroom connectivity

OER Commons Hub

Discover ▾Hubs ▾Groups ▾Our Services ▾Create ▾♥ DonateDisplay Settings



Explore. Create. Collaborate.

OER Commons is a public digital library of open educational resources. Explore, create, and collaborate with educators around the world to improve curriculum.



Subject ▾

Education Level ▾

Standard ▾

Search

Fine tune your search with our [advanced search.](#)

Create OER with Open Author

Open Author helps you build Open Educational Resources, lesson plans, and courses (on your own, or with others) — and then publish them, to the benefit of educators and learners everywhere. Select one of our authoring formats to get started:



Resource Builder

Create media rich documents.

Start Authoring

Learn more

For K-12



Lesson Builder

Create interactive lessons.

Start Building

Learn more

For Higher-Ed



Module Builder

Create interactive modules.

Start Building

Learn more

OER Commons Overview

- For anyone- do not need to be a specific hub member
- Completely searchable to all materials
- Everyone can contribute even if not part of a hub
- Free account
- LMS LTI enabled for many systems

OER Commons Hub

A Hub is a customizable, branded resource center on OER Commons where a network of users can create and share collections, administer groups, and share news and events associated with a project or organization.

Projects, districts, states, and open initiatives make use of Hubs to bring groups of educators together to create, organize, and share OER collections that meet their common goals.

Nebraska OER Hub



Why Nebraska OER?

The vision for the Nebraska OER is to provide statewide OER awareness, resources, support, and training. This is a statewide collaboration between the Nebraska Department of Education, Educational Service Units, school districts and educators with the goal to curate and create quality open educational resources that are aligned to Nebraska curriculum.

Click here for more: [Nebraska OER Information](#)

Nebraska OER Resources

- [FAQ's Sheet](#)
- [Work Flow's Document](#)
- [FAQ's about OER for K-12](#)
- [Science Standards \(OER style\)](#)
- Items shared within the Nebraska Hub for training



How to become member of NE Hub

- Join a Nebraska Group
- Be invited to a Nebraska group
- Email for permission to myself, Beth Kabes or Rhonda Eis

OER Commons Groups

Groups provide a connecting point for sharing, a center where users can gather to discover, recommend and collaborate on resources and ideas. Groups are flexible, in both structure and function. From small-scale study groups to state-wide open curriculum organization and approval systems.

Navigating the Hub

<https://www.oercommons.org/hubs/nebraska/>



My Hubs



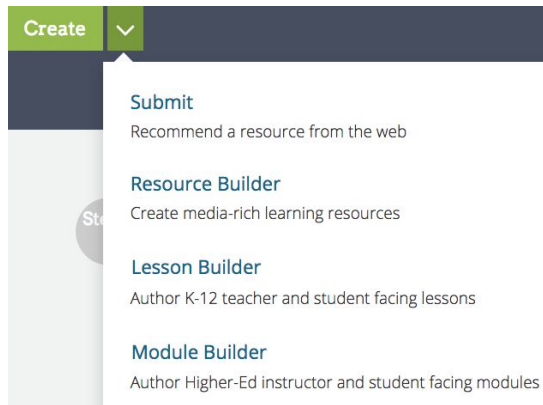
Nebraska OER

See my Hubs

Featured Hubs



See all Hubs



My Groups



Nebraska BlendEd Learning



Nebraska OER Information

See my Groups

Featured Groups



See all Groups



My Items

My Groups

My Hubs

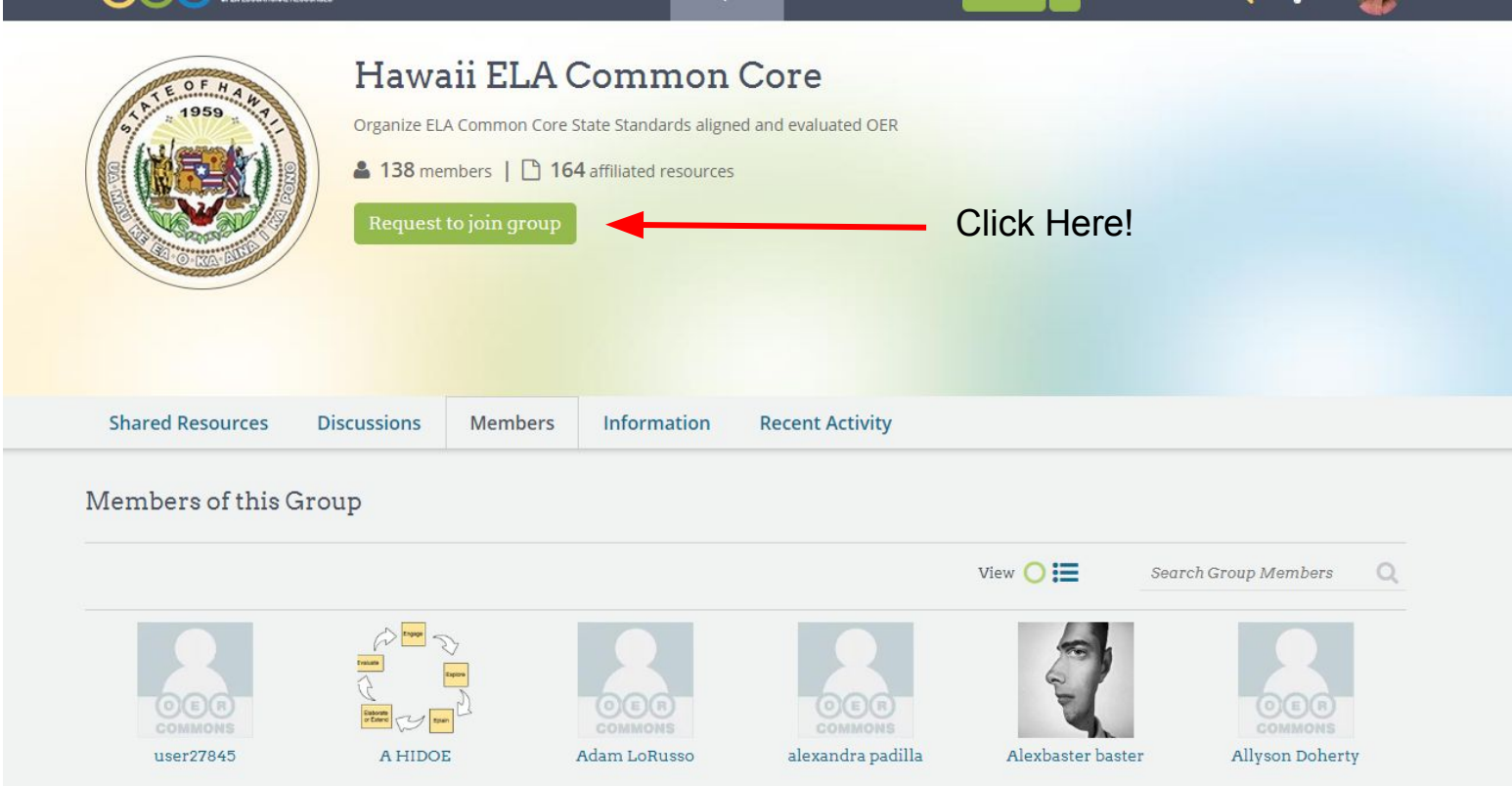
Profile Information

Account Settings


Help Center

Logout

How to join a group



The screenshot shows the profile page for the "Hawaii ELA Common Core" group on the OER Commons platform. The page features the group's name, a description, member and resource counts, and a "Request to join group" button. A red arrow points to this button with the text "Click Here!". Below the group header is a navigation bar with tabs for "Shared Resources", "Discussions", "Members", "Information", and "Recent Activity". The "Members" tab is selected, showing a list of group members. The members list includes a search bar, a "View" dropdown, and a grid of member avatars and names.


 **Hawaii ELA Common Core**
Organize ELA Common Core State Standards aligned and evaluated OER






138 members | 164 affiliated resources

[Request to join group](#) **Click Here!**

Shared Resources Discussions **Members** Information Recent Activity

Members of this Group

View  Search Group Members 

Member Avatar	Member Name
	user27845
	A HIDEOE
	Adam LoRusso
	alexandra padilla
	Alexbaster baster
	Allyson Doherty

Nebraska Cloud Portal















Alliance Apps

Customize ▾

Edit Column 1 Permissions Edit Column 2 Permissions Edit Column 3 Permissions Edit Column 4 Permissions Edit Column 5 Permissions Edit Column 6 Permissions

Edit page permissions

 Google Mail	 Google Drive	 Google Classroom	 Google Calendar	 Google Sites	 ADVISER
 Learn360	 World Book	 OverDrive	 Naviance	 Nebraska OER	 Moodle

OER Commons and Canvas Integration

Information Services

Data integrations, content curation, and partner services

Your resources where you want them: Your Learning Management System

OER Commons supports LTI integration for the majority of Learning Management Systems (LMS) as well as custom LTI development services for unique systems. Our standard LTI Provider Tool conforms to the IMS LTI 1.1 Standard and has been fully tested in:

- Moodle
- Canvas
- Blackboard
- EdX
- Schoology

To learn more, check out our [LTI How To Guide](#)



← Gives specific instructions for each

Nebraska OER Hub Overview & Features

- NE Standards ready to align
- Popular Collections are localized (need aligned)
- NE approved and aligned collections being developed
- NE groups working to vet and curate content
- SSO within the Nebraska Cloud
- LMS and Google Classroom Integration
- NE Repository begin populated
 - SIT tool items
 - Engage Career Readiness
 - Hildegard Art Center Resources
 - NET resources
 - Next Gen Storylines

Finding other OER

- Many sites have K -12 OER that is ready for teachers to use.
 - Some have some conditions
- Favorites are CK-12, Open Stax, EngageNY and many more
 - All of these are already in our Commons Hub
- Link on the NDE - Educational Technology Page for more

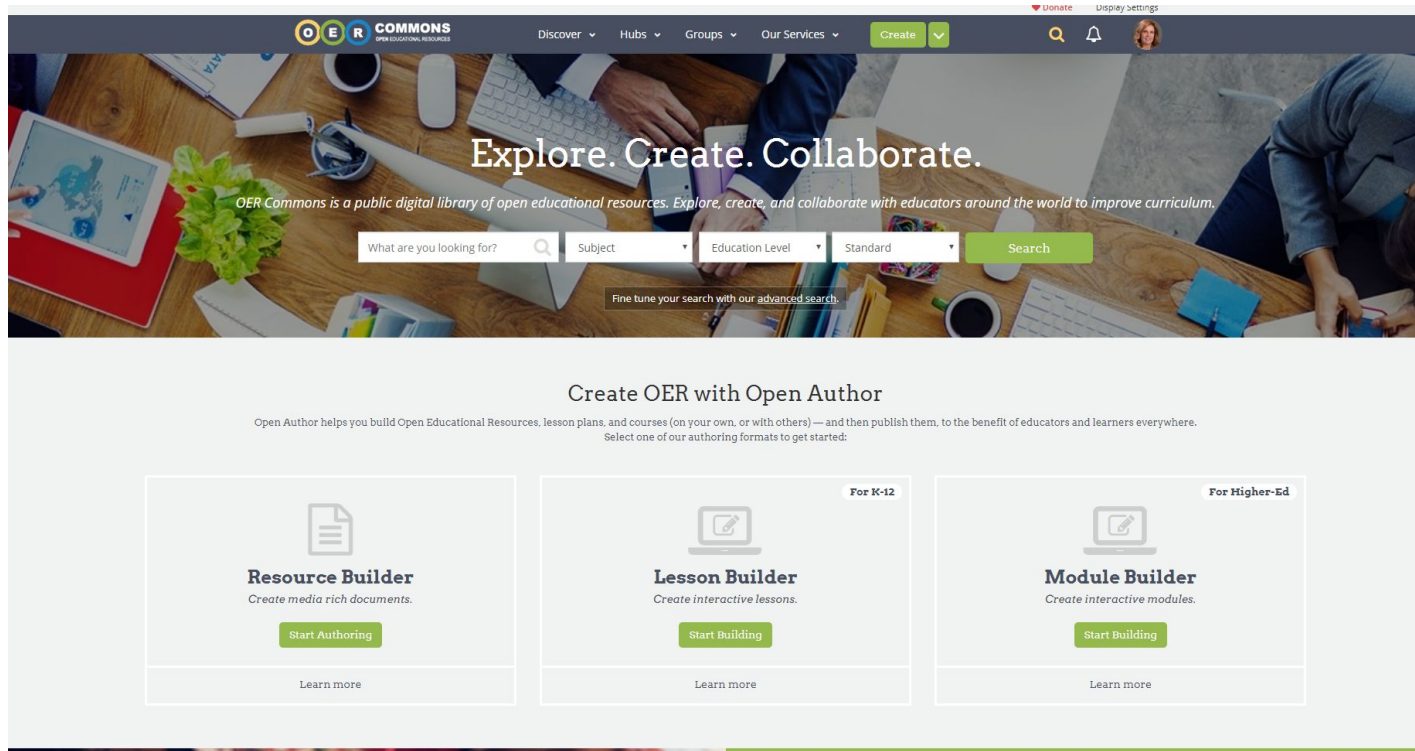
<https://www.education.ne.gov/educational-technology/>

Join a NEB. Group!

Go to: <https://www.oercommons.org/hubs/nebraska>

1. Create a bookmark for the site
2. Go down to groups and select Nebraska (content area)
3. Find the green “Request to Join group” button

Exploring the OER Commons's site



The screenshot shows the OER Commons website homepage. The header features the OER Commons logo, navigation links (Discover, Hubs, Groups, Our Services, Create), and user options (Donate, Display settings, search, notifications, profile). The main banner area has a background image of people working at a desk with a tablet and laptop. The text 'Explore. Create. Collaborate.' is prominently displayed. Below this, a search bar with filters for Subject, Education Level, and Standard is shown. The 'Create OER with Open Author' section highlights three tools: Resource Builder (for media-rich documents), Lesson Builder (for interactive lessons, marked 'For K-12'), and Module Builder (for interactive modules, marked 'For Higher-Ed'). Each tool has a 'Start Building' button and a 'Learn more' link.

OER COMMONS
OPEN EDUCATIONAL RESOURCES

Discover ▾ Hubs ▾ Groups ▾ Our Services ▾ Create ▾

Donate Display settings

Explore. Create. Collaborate.


OER Commons is a public digital library of open educational resources. Explore, create, and collaborate with educators around the world to improve curriculum.

What are you looking for? Subject ▾ Education Level ▾ Standard ▾

Fine tune your search with our [advanced search](#).

Create OER with Open Author


Open Author helps you build Open Educational Resources, lesson plans, and courses (on your own, or with others) — and then publish them, to the benefit of educators and learners everywhere.
Select one of our authoring formats to get started:



Resource Builder

Create media rich documents.

[Learn more](#)




Lesson Builder

Create interactive lessons.

[Learn more](#)

For K-12




Module Builder

Create interactive modules.

[Learn more](#)

For Higher-Ed

Exploring the groups area



Vetting Rubric

- Not all materials may be worth keeping in the hub even with the possibility of revision.
- Not all materials may be aligned to Nebraska content standards
- This process can point out the strengths and weaknesses of content which can be helpful when revising
- Rubrics for vetting - Achieve built - in

Aligning Resources

Discover ▾ Hubs ▾ Groups ▾ Our Services ▾ Create ▾

Hub Settings

Align Asthma & Physical Activity in the School

Not Yet Aligned

Add New Alignment Tag

Education Standard

Nebraska Physical Education Standards ▾

Grade:

Select an Grade Level ▾

Cancel Add Selected Tag

2! This easy-to-read booklet is perfect for teachers, coaches, and families who want
ike part in sports and physical activities. Discusses how to help students control their
ction plan. Also explains how to manage asthma triggers, ensure students have
as, recognize worsening asthma symptoms and take action, and modify activities
us. Includes sample asthma action plans and information about using a peak flow
nd dry powder inhaler.

imary, Middle School, High School
ng/Learning Strategy
Health

Endorsements

No endorsements yet.
Endorse this resource,

Standards

No standards aligned yet.
Please align this resource to your standards.

Cannot be copyrighted

1. Names, Titles, and short slogans or phrases
2. Ideas - must be written or expressed - book about a boy wizard, choreography, lectures, improv items
3. Works by the US Federal Government - public domain
4. Facts or Works without authorship - calendars, raw data, phone books
5. Fashion - cut, color and style - patterns can be
6. Items created in US on or before 1923

Fair Use Act for teachers

- Limited Use copyrighted items without permission
- Any item with the purposes such as criticism, parody, news reporting, research and scholarship, and teaching.
- Must use four factors of fair use to judge

The four fair use factors are as follows:

1. The purpose and character of the use, including whether the use is of a commercial nature or is for nonprofit educational purposes;
2. The nature of the copyrighted work, such as whether the work is fiction or non-fiction, published or unpublished;
3. The amount of the work used in relation to the copyrighted work as a whole, such as using a poem in its entirety, or using one chapter from a long book;
4. The effect of the use upon the potential market for the copyrighted work.

Questions or Comments?

BREAK

Next up - Let's get started with vetting and aligning content!

Day 2 Agenda

<http://bit.ly/OERScience2019>

- Check-in
- Resources review
- More on Copyright and Fair Use before submitting items
- Curation of Textbooks and Courses
- Using Open Author & Templates
- Curation/Remixing
- Continue Curation/Remixing

OER Resources for curation



OER Curation Checklist

Citation Example:

[CK-12 Biology for High School](#) by [CK-12](#) is licensed under a [Creative Commons Attribution-NonCommercial 3.0 License](#).

Shortened version

[CK-12 Biology for High School](#) by [CK-12](#) | [CC BY NC](#)

 Open Educational Resources Project Learning and Teaching Department		
Open Licensing Checklist		
	Original	Adaptation
Is this unit an adaptation of an existing unit or original work? Note that original work may still include incorporating elements from other sources such as graphics or content excerpts.		
	Confirmed	Unknown
All graphics (charts, pictures, clip art) are openly licensed or in the public domain		
All written content is original, openly licensed, or in the public domain		
An attribution statement for each element from a different source has been included. This attribution includes the title (if known), author, license and associated links to those items.		
Work is available as both a PDF and editable format		
If your district holds copyright on staff-created work (most common), you have permission to apply an open license.		
Has the most flexible open license that is not in conflict with any other existing licenses on incorporated work been chosen. Creative Commons Attribution License (CC BY) preferred.		
Open license text, icon, and associated links have been added to document		
Link to unit or course has been submitted or resource has been uploaded to or created in OER Commons.		
Notes/Questions:		
 Unless otherwise noted, this work by the Office of Superintendent of Public Instruction is licensed under a Creative Commons Attribution License. All logos and trademarks are property of their respective owners. View license at https://creativecommons.org/licenses/by/4.0/		

PDF- <https://drive.google.com/file/d/1fCKzEJQj5Dm0amICKcZ7s0808gQc75BM/view?usp=sharing>

OER Resources for curation

Download Creative Commons License Logos | Creative Commons

<https://creativecommons.org/about/downloads>

Help also in OER Commons Hub - OER information group



Training moving forward



Training on what OER is, places to find it and it's uses



Training around policy, copyright, licensing and fair use

- Training around digital accessibility and universal design



Training on what “quality, standards aligned content” looks like and how to vet it for use

- Training on content curation
 - Very few links to necessary content
 - If linking outside resources provide several
 - Use good accessibility standards
 - Think about using a common template for lessons and unit

Day 3 Agenda

8:00 - 8:30 Check-in

8:30 - 9:00 Microsites and Amazon Inspire

9:00 - 11:30 Worktime - Unwrapping Documents, Unit building, Resource Alignment within the group

11:30 - 12:15 Working Lunch - Move to grade level groups

12:15 - 3:15 Unit Building

3:15 - 3:30 Wrap - Up, Additional training resources

<http://bit.ly/OERScience2019>

How to reach us!

Dorann Avey - Digital Learning Director, NDE

dorann.avey@nebraska.gov & 402-471-4366

Sara Cooper

cooper.sara77@gmail.com & cell 402-440-6269 (if you call, leave a message--I don't answer numbers I don't know :)

Continuing your Training

Online NDE Moodle training Modules: <https://moodle.education.ne.gov/?redirect=0>

- Introduction to NCCR-S
- Getting to know NCCR-S

You will need to create and activate a free account

The courses are found in the Teaching and Learning course listing

MINK Webinars - <https://sites.google.com/aealearningonline.org/mink/mink-home?authuser=0>

- All webinars are recorded for viewing
- All materials are shared