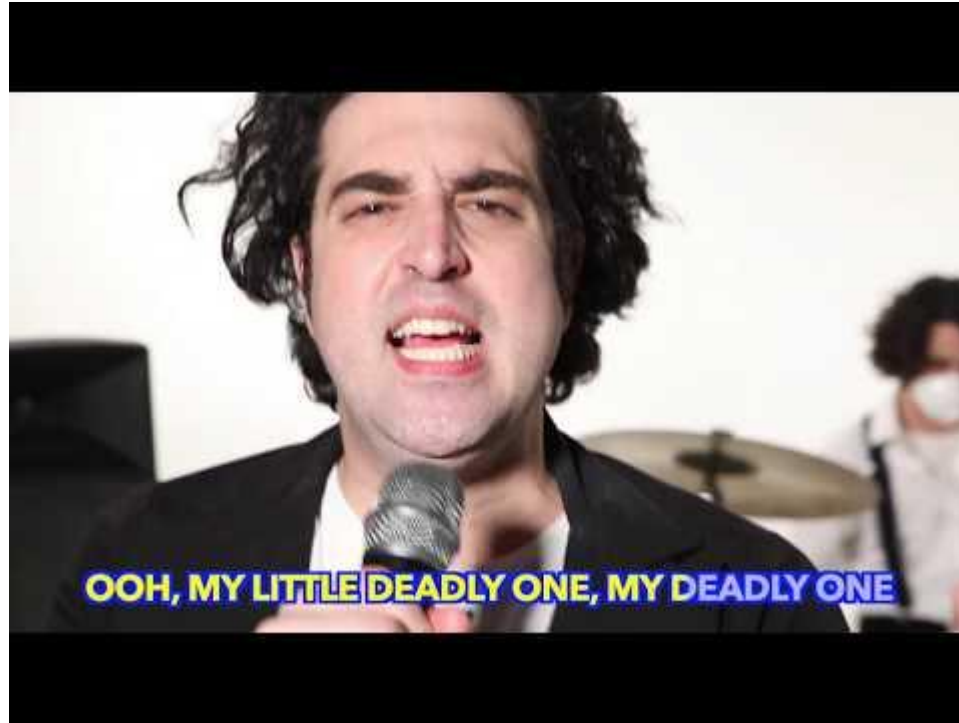


Welcome to Week 6



Housekeeping

Any questions? - about homework, Zoom, or anything else?

Reminder - you can *email* me if you experience technical difficulties

Reminder - scores and feedback for your assignments should be available in Moodle, let me know if you can't see your scores

Questions about the Research Scrapbook assignment?

What are we doing today?

1. Tutorial Show & Tell (Lucy)
2. Tool information sharing
3. Introduction to a new presentation assignment - Issues in Online Learning (VIDEO)
4. Getting peer feedback on your tutorial topic ideas/learning task analysis
5. More types of visuals (VIDEO)
6. Script writing (VIDEO)
7. Wrap up

The Coronavirus Diaries

Choose one of these two questions to respond to:

1. What is something unexpected that has happened in your life since last week (and the real quarantine began)?
2. Have you used any tutorials in the past week? If so, share what that tutorial was about.

Tutorial Show & Tell - Lucy

Tutorial Best Practices Rubric

2 mins.

	Optimal	Needs Some Revision	Needs Significant Revision
Learning Objectives			
Design			
Logical Flow			
Length			
Interactive			
Ease of Navigation			
Accessible			


Tool Information Sharing

Each share what you learned about one of the tutorial creation tools. Include your recommendation for whether or not the tool is useful.

**Our
own
know-
ledge**



**Week
1**



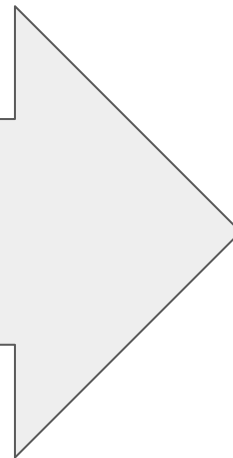
**Our
own
know-
ledge**

**Other tutorials, experts,
practice**



**Week
1**

Weeks 2-5



**Our
own
know-
ledge**



**Week
1**

**Other tutorials, experts,
practice**

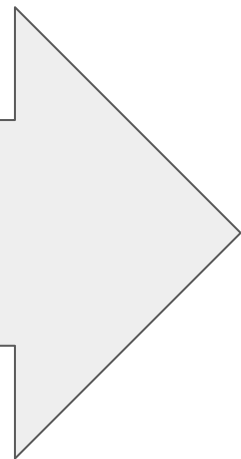


Weeks 2-5

Creating



Now



**Our
own
know-
ledge**




**Week
1**

**Other tutorials, experts,
practice**



Weeks 2-5


Creating



Now



**Bigger picture - the
online learning
landscape**



Our own knowledge



Week 1

Other tutorials, experts, practice



Weeks 2-5

Creating



Now

Building and testing



Next



Bigger picture - the online learning landscape

Your tutorial!



The End!

Issues in Online Learning Presentation

Directions for the Issues in Online Learning Presentation Assignment are in Moodle in the Week 6 module

Sign up for an Issues
in Online Learning
Presentation Time

Peer feedback on
tutorial ideas:
2 rotations, 6 mins
each, then switch

Giving Feedback - A Few Pointers

Be kind

Use tact

Be specific

Assume you know relatively little about the topic - in other words, put yourself in a position to ask lots of questions

Peer Feedback Guidance

1. What is your tutorial topic? Who is the audience? What kind of tutorial will you create?
 - a. Is the topic too broad or too narrow?
 - b. Does the topic make sense for this audience?
 - c. Are there related areas to this topic that could be interesting to explore?
2. What is the learning context for this topic?
 - a. Does this learning context make sense?
 - b. Are there ways it could be focused more or differently?
3. What types of knowledge will your tutorial address?
 - a. Do these types of knowledge make sense for a tutorial?
 - b. Would a different tutorial type be better suited for the topic?
4. What is the learning objective for your tutorial?
 - a. Is the learning objective focused enough?
 - b. Should the learning objective be broken into smaller objectives?
5. What are the first three things you plan to cover in your tutorial?
 - a. Are these steps logical?
 - b. Do these steps make sense based on what the audience already knows?

More Visual Ideas and Approaches

-Watch Video, then look at the
assignment directions in Moodle in the
Week 6 module

Script Writing

-Watch Video, work on a storyboard,
which will form the foundation/outline for
your script

Reminder

Homework - Storyboard and 5 Visuals due next week.

Sign up for an Issues in Online Learning Presentation time.

Fill out the Doodle poll I send about potential alternative meeting times.

Send me an email if you have questions.