



A mandate to deliver? Mapping opinion across Labour's coalition

July 15th 2024

Who we are

- IPPR (Institute of Public Policy Research) is an independent charity working towards a fairer, greener and more prosperous society.
- Persuasion UK is a new research initiative set up to study what is shaping public opinion on the issues that define British politics.
- IPPR and Persuasion are separate organisations but have a strategic partnership, meaning they work together on projects of shared interest.

What we set out to do

- Get a 'baseline' of opinion for issues likely to dominate this Parliament.
- Map this opinion across every constituency.
- Analyse opinion across the constituency coalition of the Labour government, in particular.

Methodology

- 20,000 person polling survey in the week of 1st July 2024. Fieldwork conducted by FocalData.
- Multilevel Regression with Poststratification (MRP) technique to map opinion across every constituency
- 10 interactive opinion maps created as a result of this, which it's possible to see individual seat results - and filter for seats that changed hands at the general election.
- We can also use this 'mega poll' to analyse the opinions of key switcher groups within the electorate.

Conclusions

- Overall the new Labour government's electoral coalition is **united on some issues and divided on others**. Broadly, we can see that it is **united on issues of economic change and less united on questions of culture and identity**.
- On the upside, the government has clear permission structure in the following areas:
 - **Borrowing to invest**. 99% of constituencies Labour won at the election have a majority or plurality of people who would support extra government borrowing to invest in the economy and public services. Conservative to Labour switchers also back this idea by a large margin.
 - **Housebuilding and infrastructure**. While of course small pockets of local opposition can always cause problems, levels of 'NIMBYism' is low in Labour constituencies - and especially low for onshore wind farms.
 - **Net Zero**. The view that the government should be going faster on climate change policy rather than slower is held by all constituencies Labour hold - and in all but two constituencies nationally (Clacton and Boston, both held by Reform). This does not equate to a 'blank cheque' - there will be tricky green policy debates to navigate in this Parliament - but it does suggest levels of backlash to Net Zero remain very low.
 - Every UK constituency has a majority or plurality of voters backing the **strengthening of workers rights**.
 - 84% of Labour held constituencies - and 74% of seats Labour gained at the election - back **closer economic ties with the EU** even if that comes at the cost of ceding some sovereignty.

Conclusions

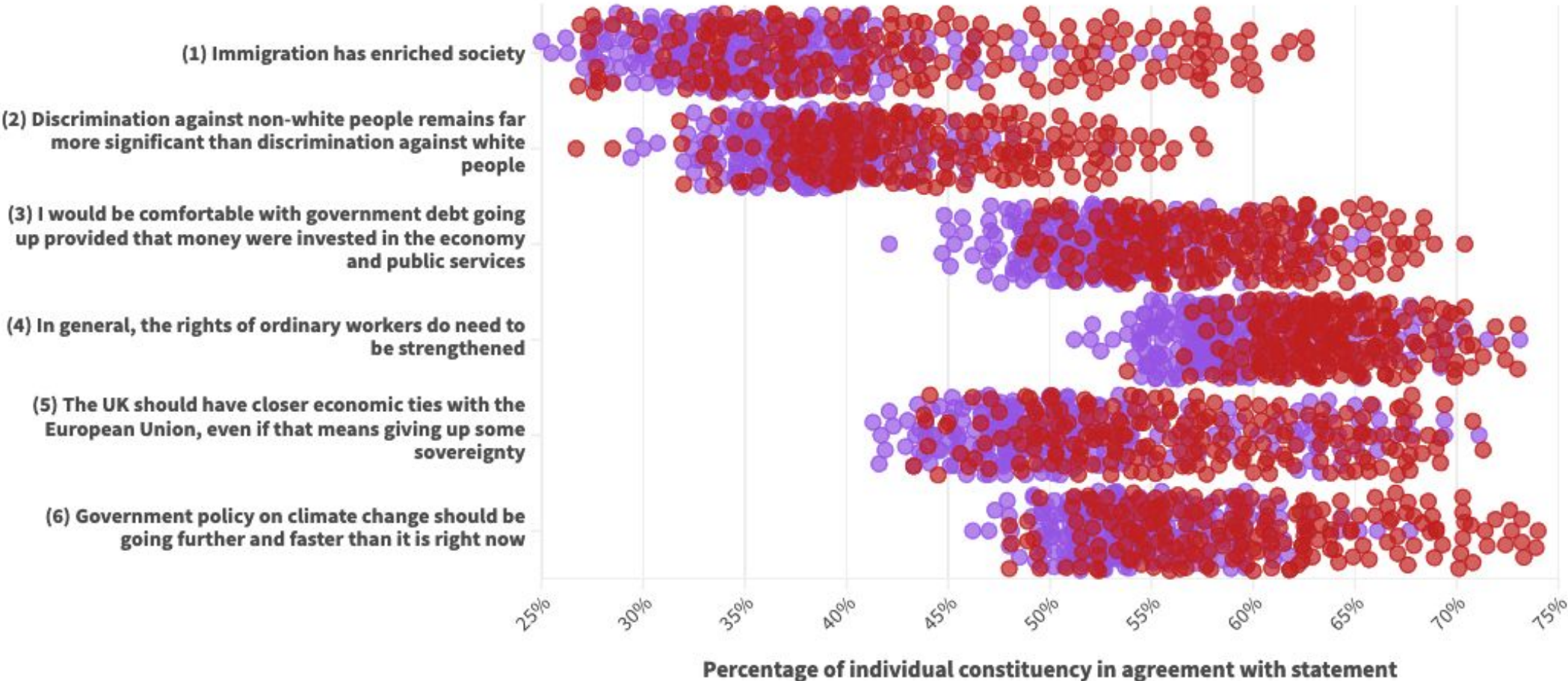
- On the downside, there is less consensus on the following issues within Labour's electoral coalition:
 - Issues of culture and identity are particularly challenging for Labour electorally.
 - On **immigration**, only 22% of Labour constituencies have more people thinking that 'immigration has enriched society' than 'immigration has undermined society'. We see a large spread of opinion in Labour's coalition on this, with many Labour seats having very pro-immigration opinions and many much less so.
 - Likewise, on **discrimination**, only 27% of Labour held seats back the idea that non-white people face more discrimination than white. Again, we see a large spread of opinion among Labour seats on this matter.
 - It should be noted that opinion on issues as complex as these is dynamic and will always be hard to capture in one or two questions. Labour voters overall remain progressive on these questions, but it is also true that the government now represents a large number of more socially conservative constituencies.
 - Welfare. Voters overall, and most of the seats Labour hold, retain somewhat welfare sceptic views - with a majority of Labour constituencies backing the view that welfare has become too generous.
- **Tax.** 33% of constituencies have a plurality or majority of people saying they would pay more tax to fund public services, with 77% of seats holding the contrary view - although it's very close in a lot of constituencies. These numbers are less drastic when you look across the population - a small majority of Labour voters (55 percent) and Conservative Labour switchers (51 percent) would pay more tax if the money was invested in public services.

Labour constituencies are generally further apart on cultural issues, but are more united (closer together) on economic questions

Chart show average opinion of every Labour held constituency (dots).

Constituency status GE2024 ● Labour gain ● Labour hold

Statement



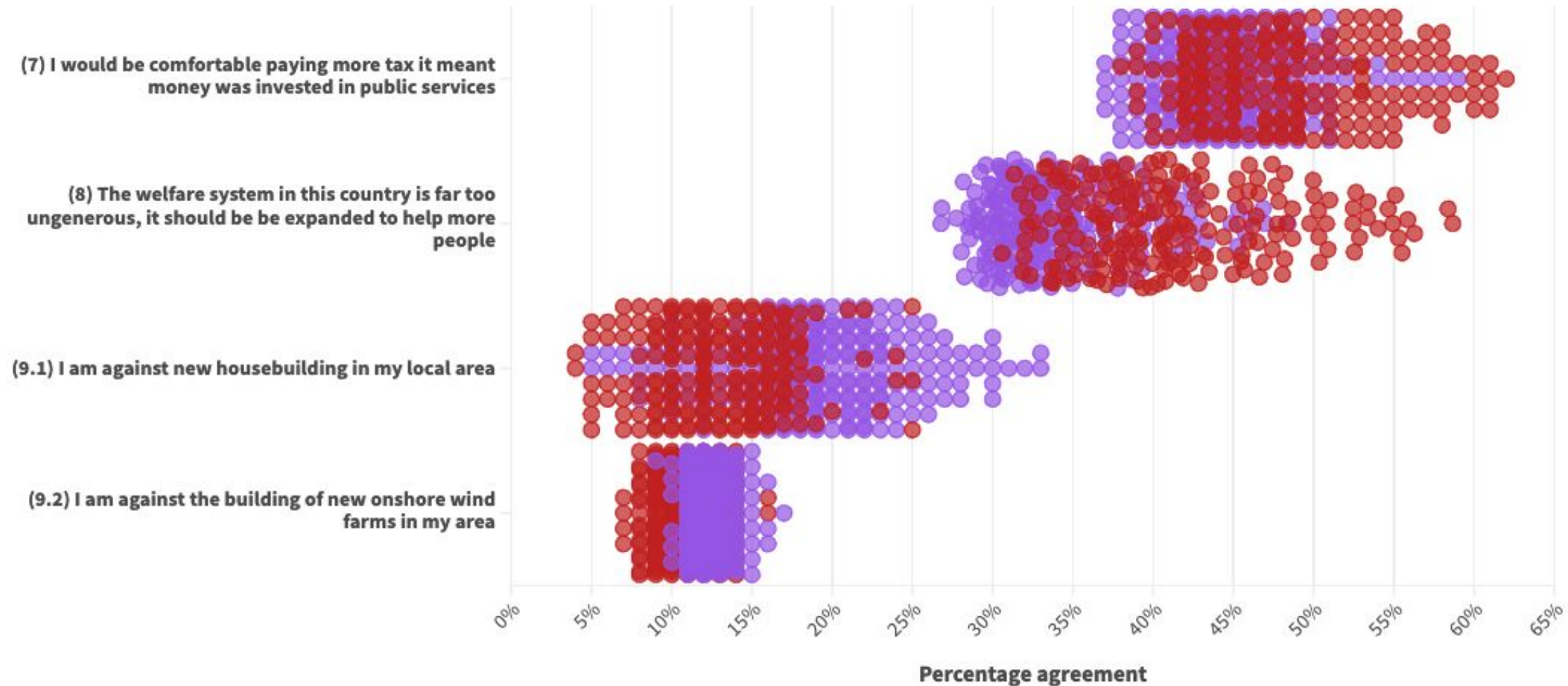
Persuasion UK/IPPR MRP, based on 20,000 interviews of UK adults via FocalData w/c 1st July 2024. For each issue, survey respondents were shown opposing statements ('paired statements') and asked which one they agree with most.

There is generally low levels of NIMBYism in Labour constituencies, though it's slightly higher in 'Labour gains'. Welfare remains a somewhat divisive issue.

Charts show distribution of Labour constituencies (dots).

Constituency status ● Labour gain ● Labour hold

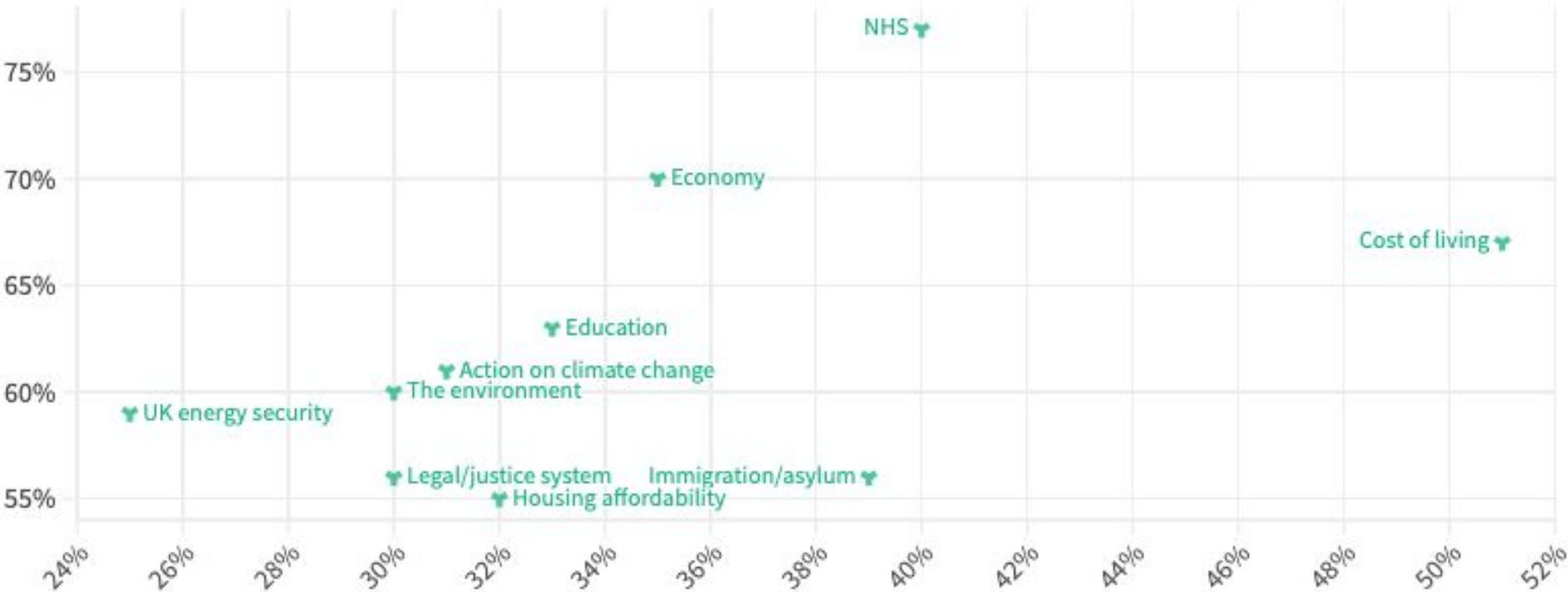
Statement



Cost of living and the NHS are where the expectations of Labour voters are highest

Results for Labour voters at the 2024 general election

% of Labour vote expecting this to get improve (somewhat/significantly)



% of Labour vote expecting to see this improve in less than 2 years

Persuasion UK/IPPR, July 2024

"Do you expect these things to improve, get worse or stay the same as a result of a Labour government?" / [asked only of those expecting an item to improve] And how quickly do you expect this will start to improve following the election of a Labour government?

Borrow-to-invest

Investment in new capital equipment

Investment in new capital equipment

Investment in new capital equipment

Investment in new capital equipment

Investment in new capital equipment

Voters back borrow-to-invest

- 96% of constituencies in the UK have a majority or plurality of voters who say “I WOULD be comfortable with government debt going up provided that money were invested in the economy and public services”
- Just 4% of constituencies opt for the opposite view “I would not be comfortable with government debt going up, regardless of where the money was spent”
- 99% of Labour constituencies - and 98% of Labour gains in the general election - have a majority or plurality of people backing a pro-borrowing position.
- Looking at polling, a clear majority (64%) of crucial ‘Conservative to Labour’ switchers back the pro-borrow to invest position.

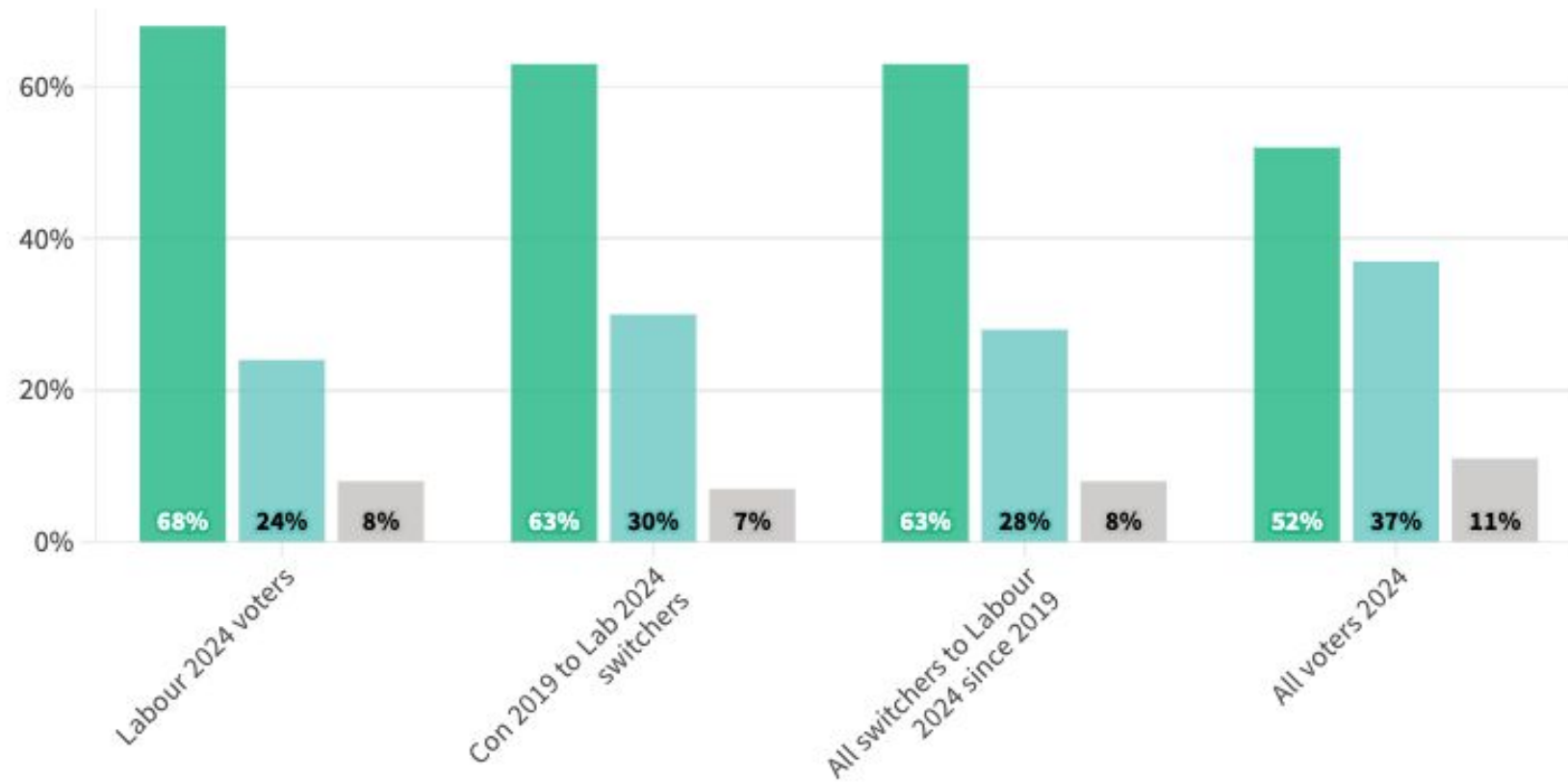


[Interactive graph](#)

Labour voters, including switchers, back borrow to invest

"Thinking about the next government, which of these comes closest to your view?"

- I would be comfortable with government debt going up provided that money were invested in the economy and public service
- I would NOT be comfortable with government debt going up, regardless of where the money was spent
- Neither



Persuasion UK/IPPR
20,000 UK adults, w/c 1st July 2024

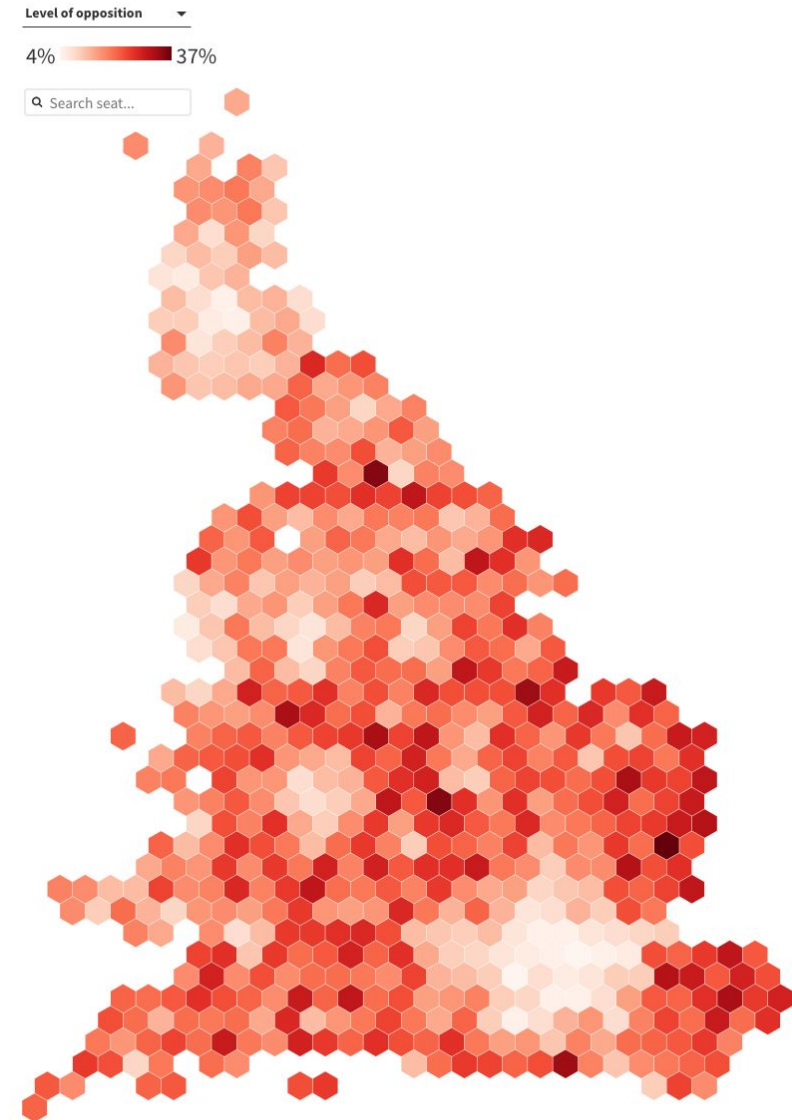
NIMBY or YIMBY?

Not In My Back Yard

Yes In My Back Yard

Labour constituencies have low levels of opposition to housebuilding

- Every UK constituency has more people supportive of housebuilding than oppositional to it, even if it were built in their local area.
- On this issue, however, it is important to acknowledge that we sometimes see an ‘asymmetry of salience’. That is, the broad majority support or do not oppose development but are not moved to actively support it - while the small minority who oppose care sufficiently to organise against it through the planning system.
- 9 out of the top 20 most ‘NIMBY’ constituencies are held by Labour, having all been won at the 2024 election - but this view is still a minority view in those constituencies.
- In addition, Labour voters are more pro-housebuilding.

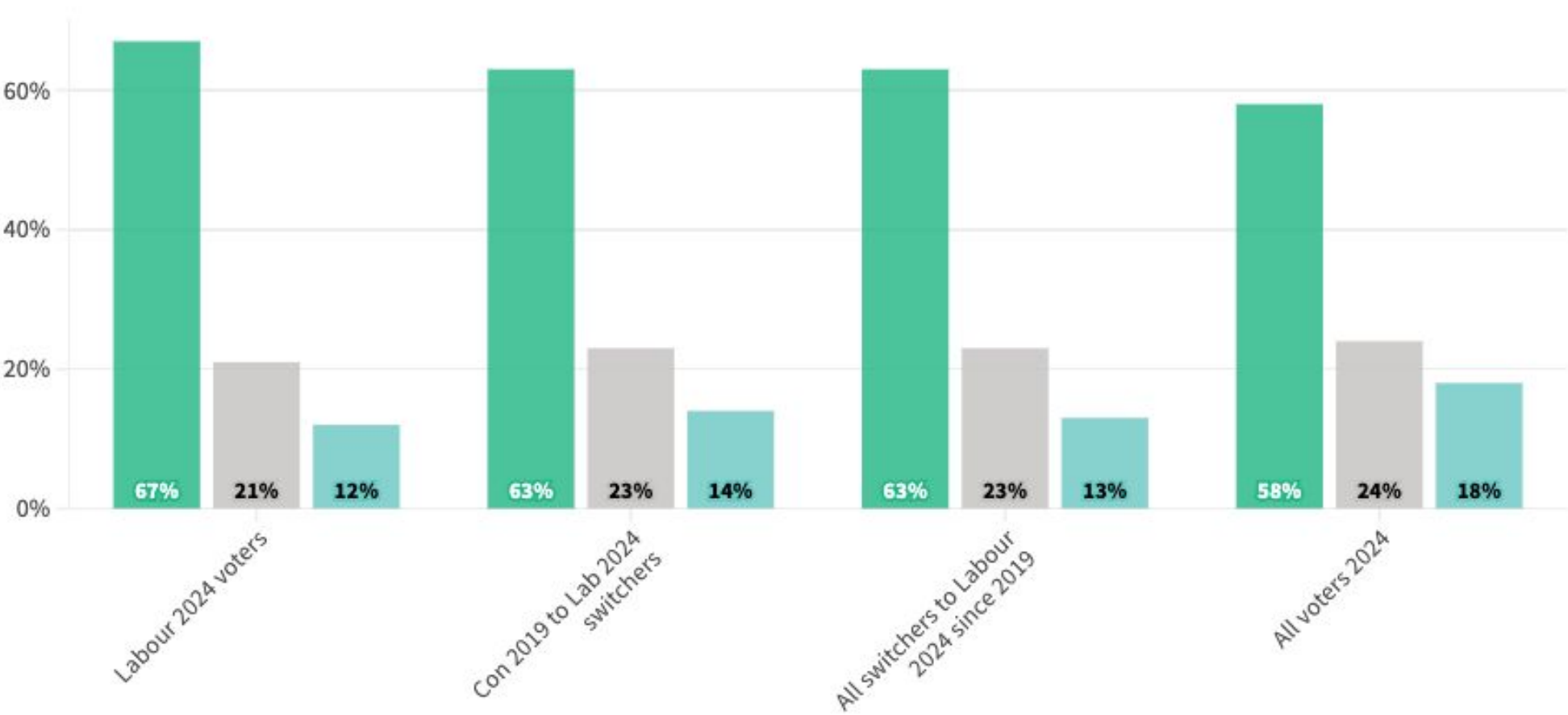


For an interactive map of where ‘NIMBYism’ is highest, click [here](#).

Labour voters have lower levels of opposition to housebuilding than voters at large

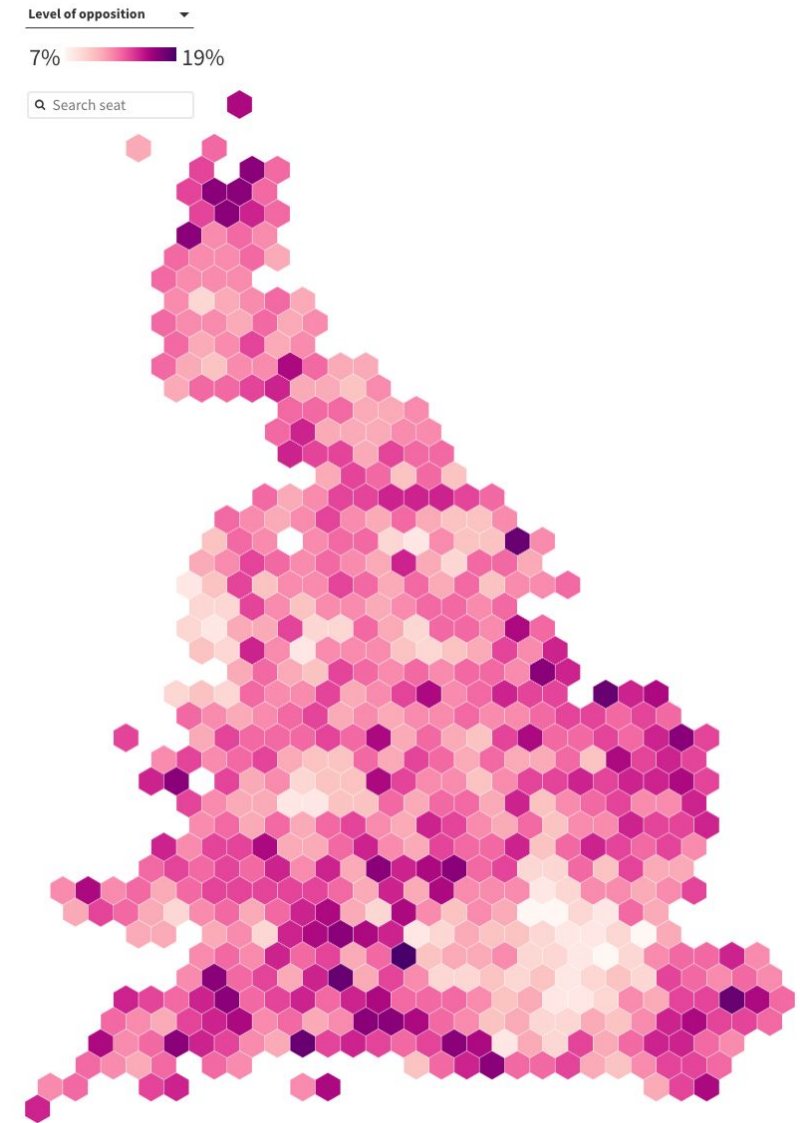
"Now imagine that your local council proposed to build each of the below in your local area. Would you support or oppose this?"

Support Neither support nor oppose Oppose



Likewise, we see low levels of opposition to onshore wind

- All constituencies have a majority or plurality of voters in favour of onshore wind development even if it is being proposed for their local area.
- Of the top 20 areas with the highest levels of opposition to onshore wind development, only 1 is a Labour held seat.

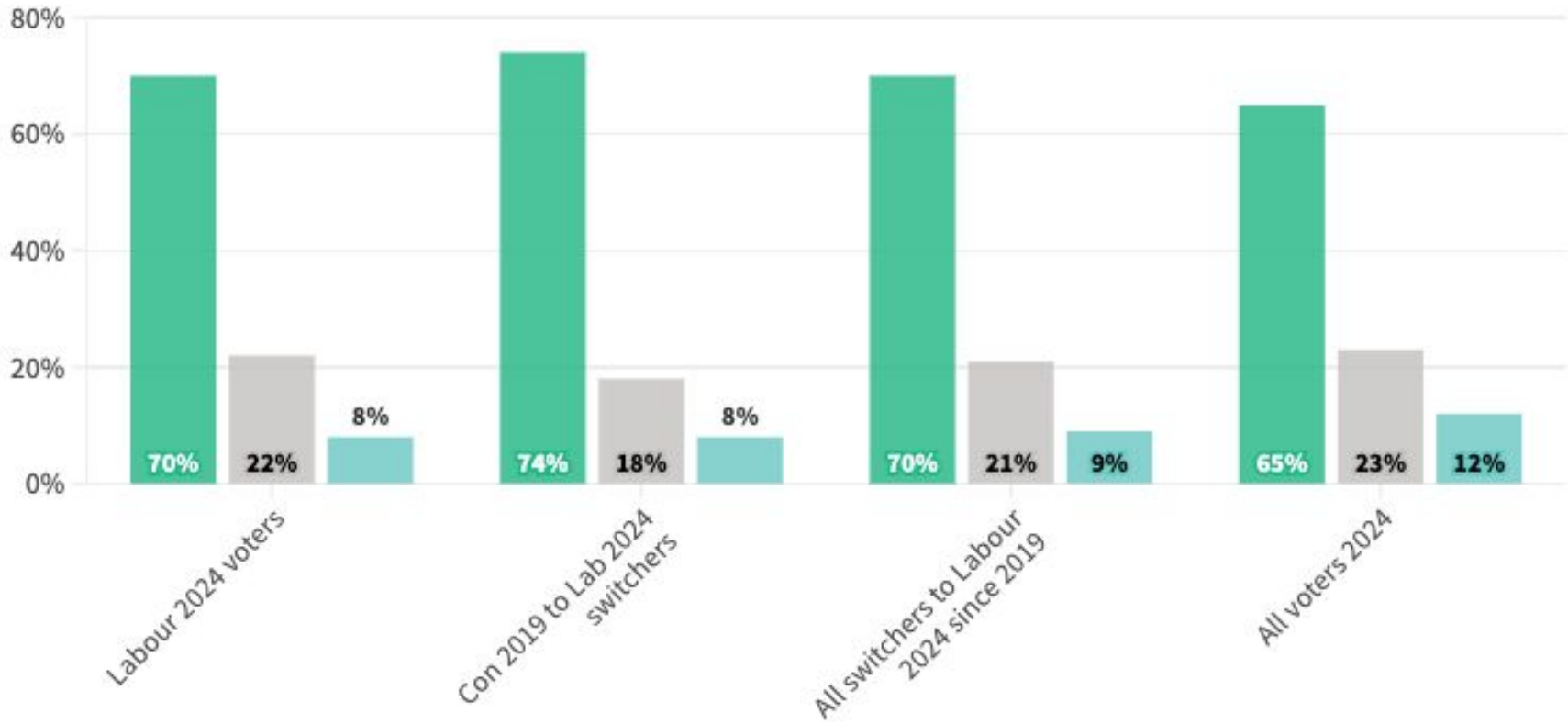


[Interactive chart](#)

Labour voters back up their support for Net Zero with positive attitudes to the building of green infrastructure locally

"Now imagine that your local council proposed to build each of the below in your local area. Would you support or oppose this? Onshore wind farm"

Support Neither support nor oppose Oppose



Net Zero

Net Zero

Strong backing for Net Zero

- The view that “government policy on climate change should be going further and faster than it is right now” beats “government policy on climate change should be going slower than it is right now” in every constituency in the UK except two.
- The two exceptions are Clacton and Boston and Skegness, both held by Reform UK.
- Among seats Labour gained, 15 of the top 20 Net Zero seats are constituencies Labour win off the SNP. The others are ‘Blue Wall’ seats they won off the Conservatives in the South, such as Earley and Woodley, Watford and Chelsea and Fulham.
- 5 of the top 20 least pro Net Zero seats are held by Labour, although these still have more people wanting the government to go faster further than slower.

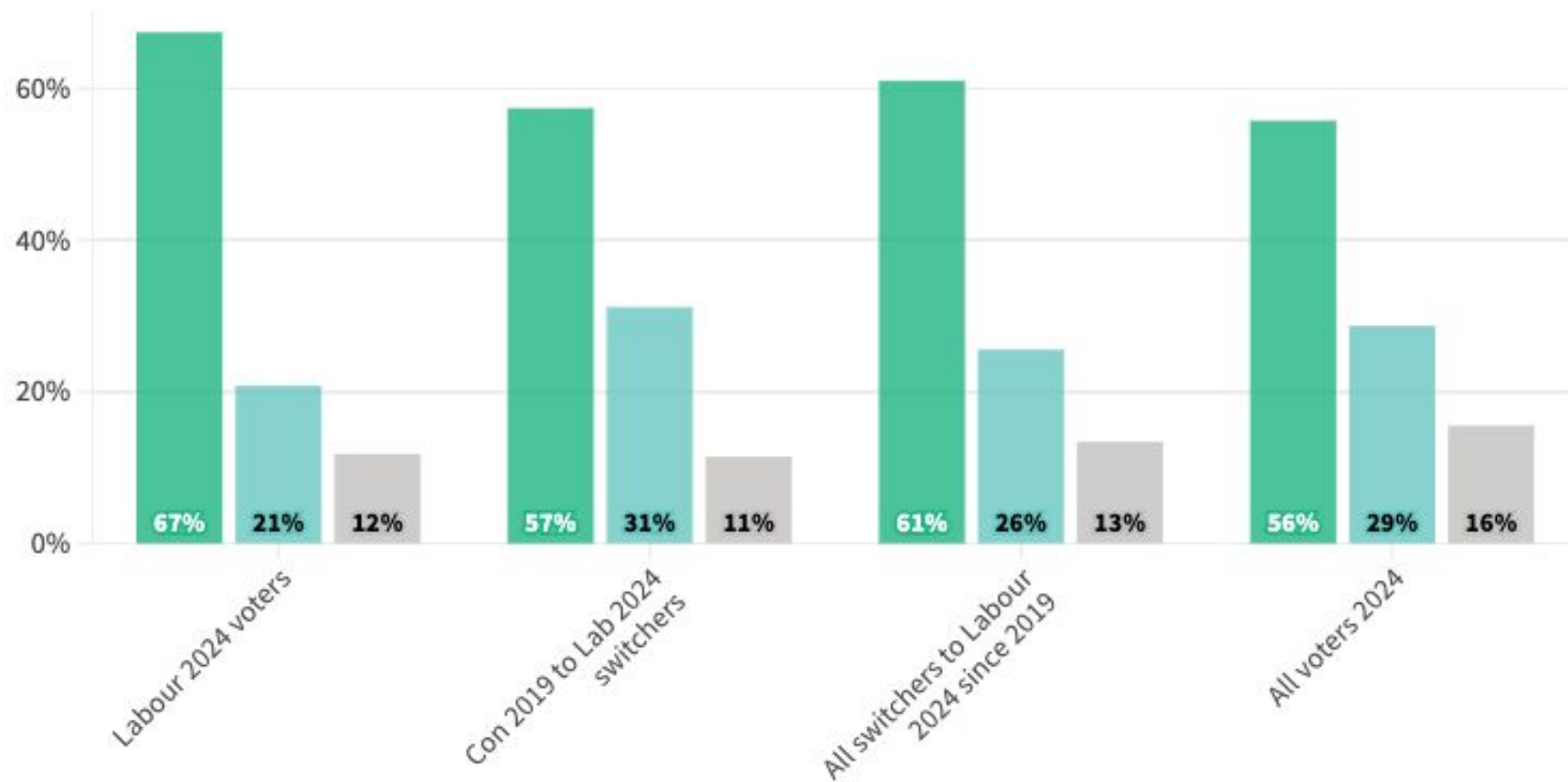


[Interactive map](#)

Voters across Labour's coalition back faster action on Net Zero

"On the subject of climate change and the environment, which comes closest to your view?"

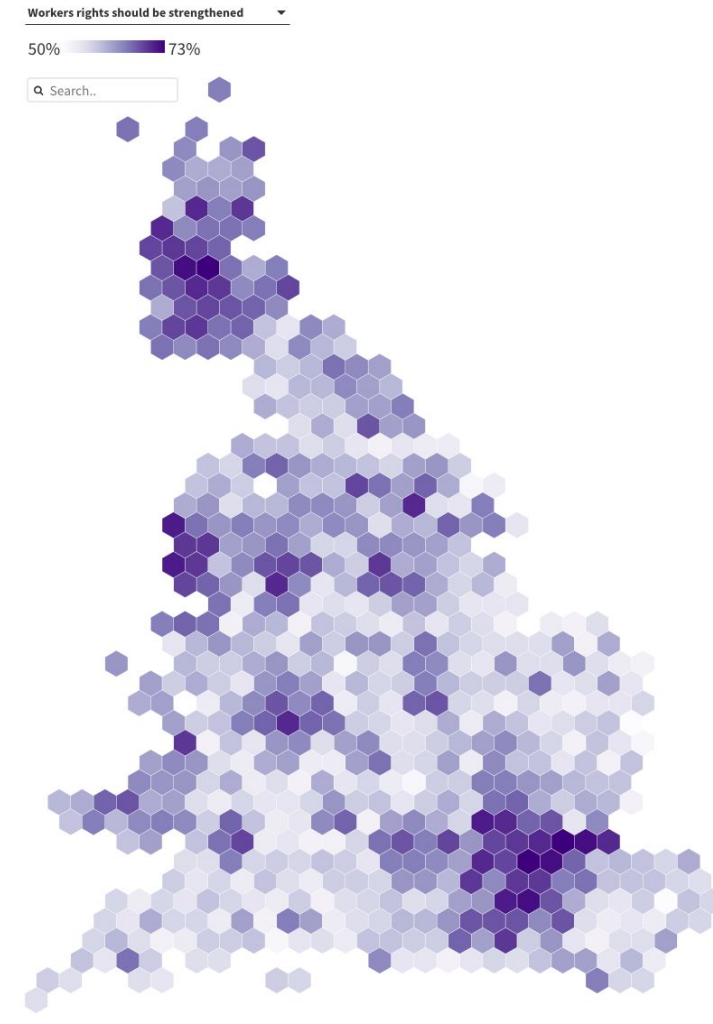
- Government policy on climate change should be going further and faster than it is right now
- Government policy on climate change should be going slower than it is right now
- Neither



Workers rights

Permission to push ahead with strengthening workers rights

- Every constituency in the UK has a majority or plurality of people who believe workers rights should be strengthened. Constituencies differ only by the strength of this feeling.
- Seats that Labour won from the SNP feature disproportionately in top 20 most pro-worker constituencies in the UK.
- Of the top 20 least pro workers rights constituencies, 19 are not held by the Labour party.

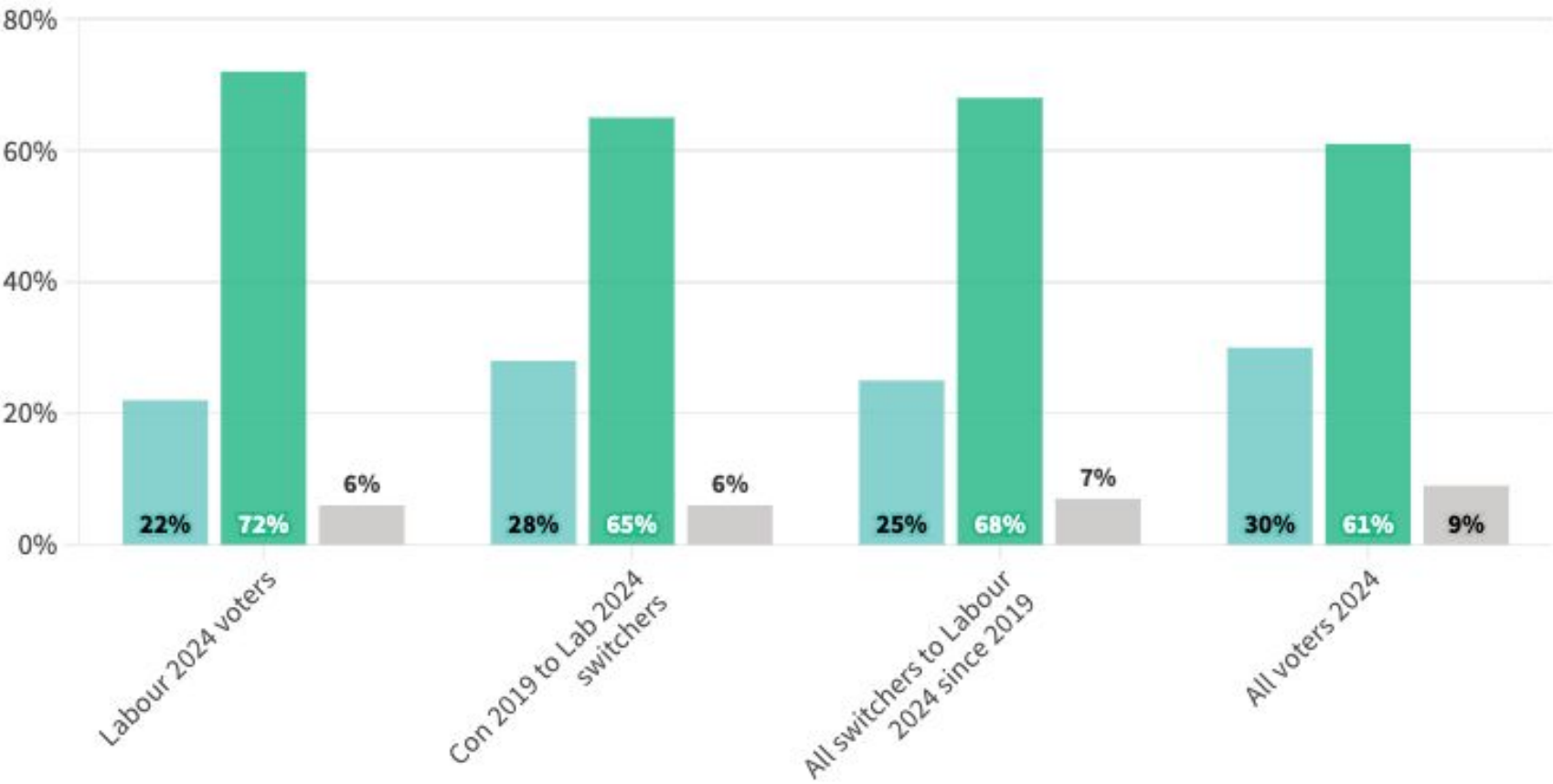


[Interactive chart](#)

Voters overwhelmingly back the need to strengthen workers rights

"In principle, which of these comes closest to your view?"

- In general, the rights of ordinary workers do NOT need to be strengthened any more than they are now
- In general, the rights of ordinary workers do need to be strengthened
- Neither

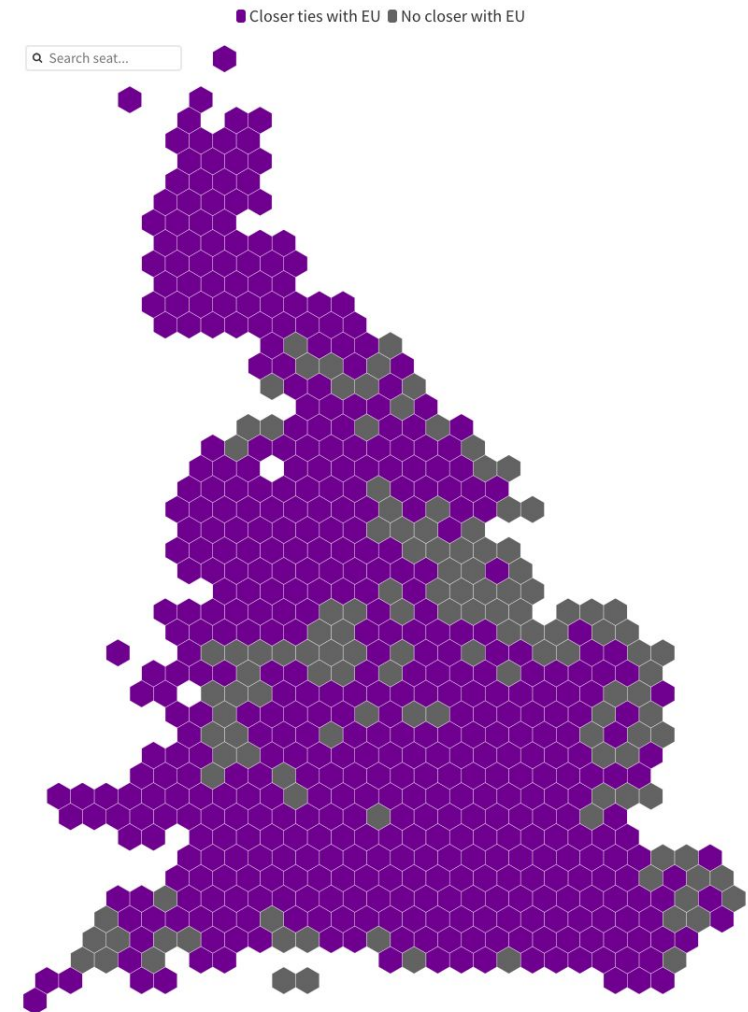


Brexit

Support for closer UK-EU ties, even if it means giving up sovereignty

- 79% of constituencies have a majority or plurality of voters backing the statement “The UK SHOULD have closer economic ties with the European Union, even if that means giving up some sovereignty”.
- 21% of constituencies instead hold the plurality or majority view, “The UK should NOT have closer economic ties with the European Union if it involves giving up sovereignty, even if that involves some economic cost to the UK”
- 84% of Labour constituencies back closer economic ties with the EU, even at the cost of sovereignty. 76% of seats Labour gained in the 2024 election hold this view, too.
- In polling we can see this view is also strongly backed by Labour voters, too - including Conservative to Labour switchers.

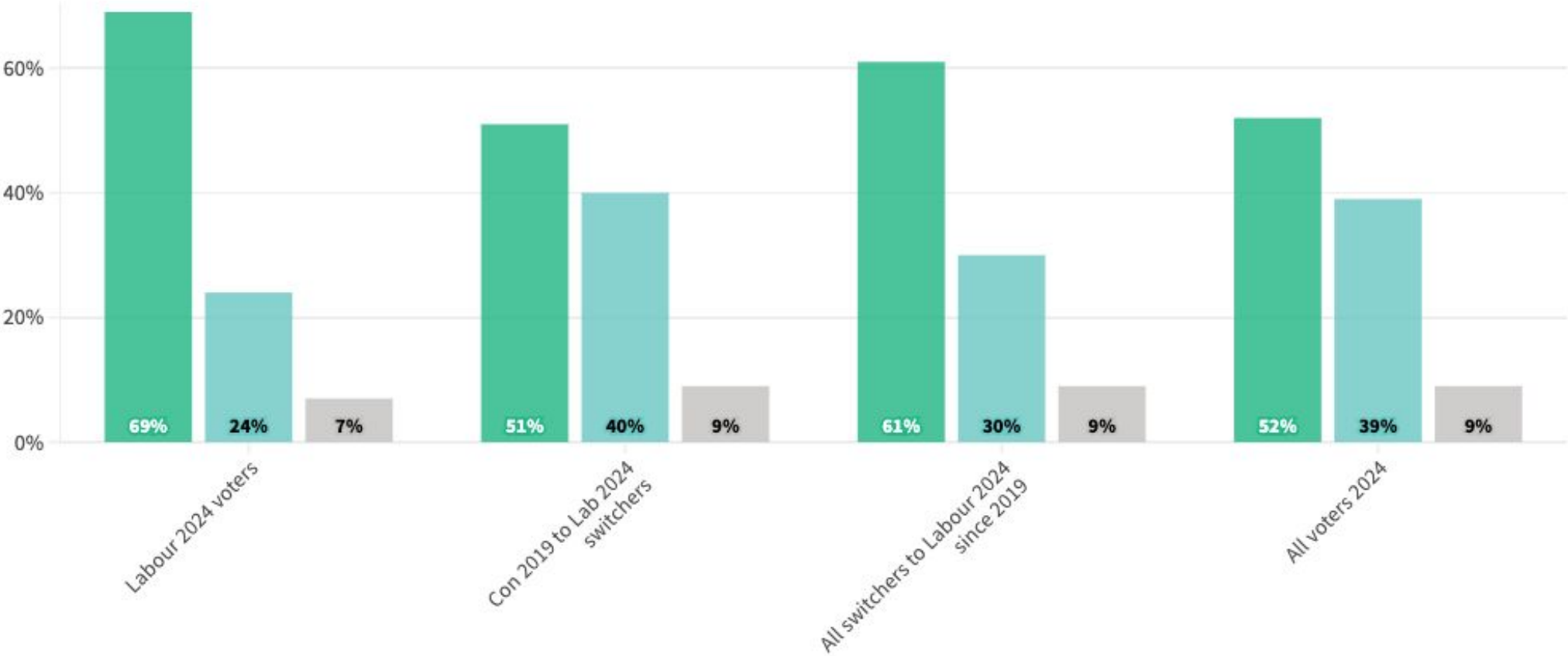
[Interactive map](#)



Labour has permission to pursue a closer economic relationship with the EU, even if that means ceding some sovereignty

"On the subject of the UK's relationship with the EU, which of these comes closest to your view?"

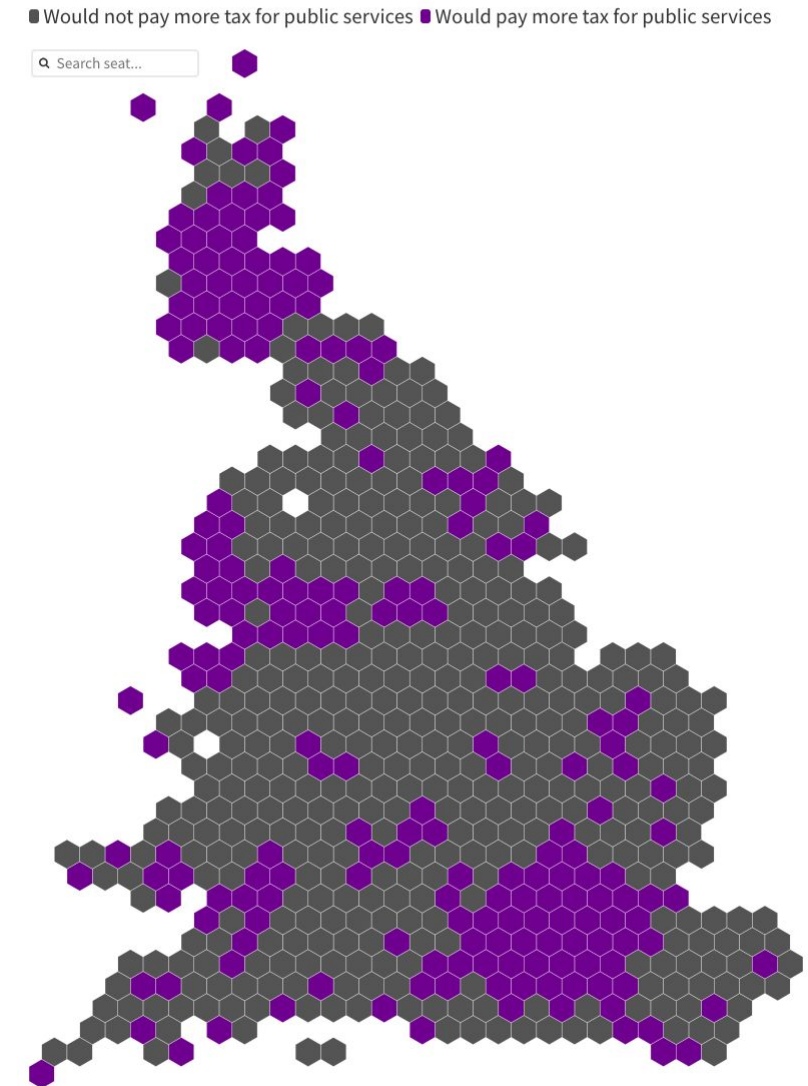
- The UK should have closer economic ties with the European Union, even if that means giving up some sovereignty
- The UK should NOT have closer economic ties with the European Union if it involves giving up sovereignty, even if that involves some economic cost to the UK
- Neither



Taxation

Opinion is more divided on people's willingness to pay more tax

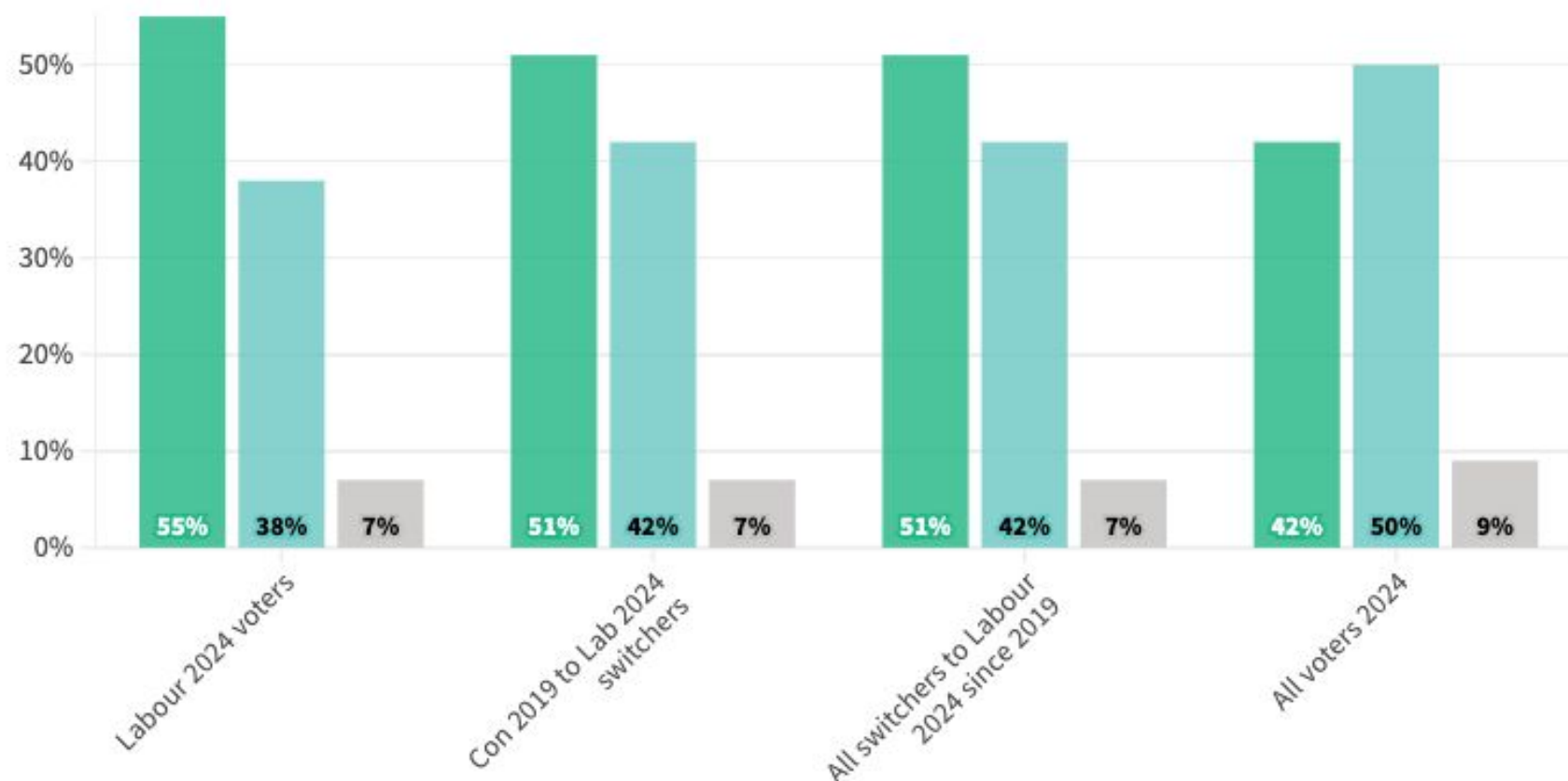
- The issue of tax somewhat divides the UK. 33% of constituencies have a plurality or majority of people saying they would pay more tax to fund public services. 67% of seats hold the contrary view, although it's very close in a lot of constituencies.
- 40% of Labour held seats have a plurality or majority of people willing to pay more tax for public services.
- A majority of constituencies in Scotland have more people willing to pay more tax for public services than not.
- Labour voters - including switchers to Labour from the Conservatives - are more disposed to paying extra tax for public service investment than the population at large, although the consensus on this is not clear (see next slide).



[Interactive chart](#)

A plurality of Labour voters - and switchers - are prepared to pay more tax to rebuild public services, but in general this somewhat splits voters

■ I would be comfortable paying more tax if it meant money was invested in public services (eg the NHS, education)
■ I would NOT be comfortable paying more tax, regardless of where the money was spent ■ Neither

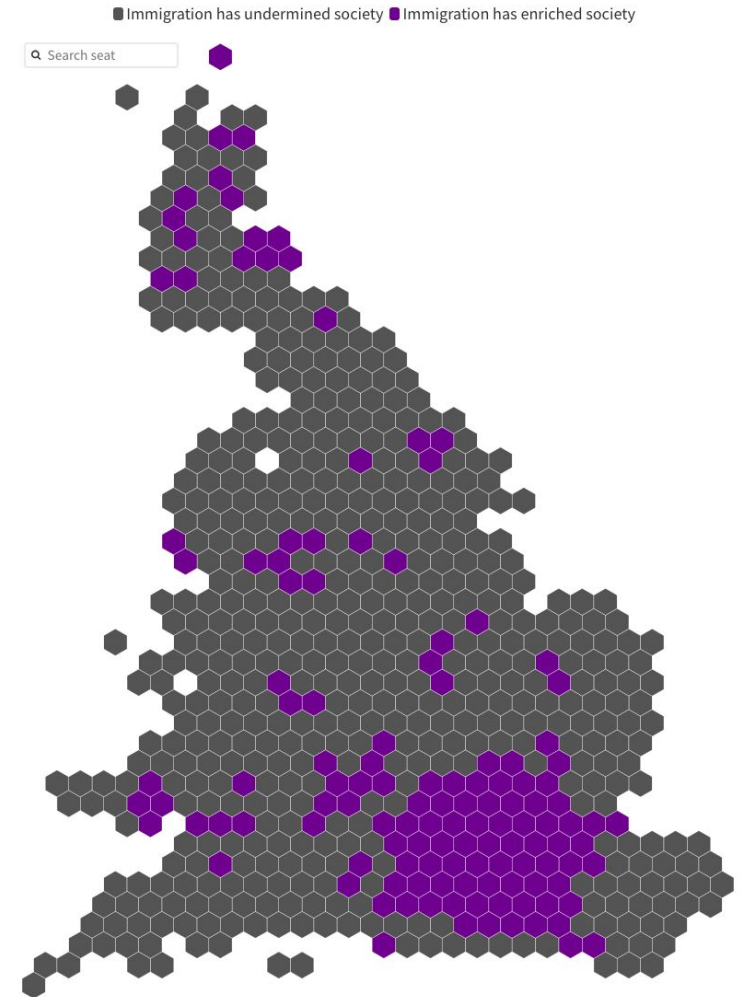


Immigration and discrimination

Immigration

In general, immigration somewhat divides Labour's voting coalition

- 21% of constituencies have a majority or plurality view for 'Immigration has enriched society', with 79% seeing the opposite view predominante. That figure is 24% among Labour held seats.
- However, *Labour voters* in general within these constituencies incline to a pro-immigration view, though switchers from the Conservatives are more divided (see next slide).
- It is important to note that - as on any other issues - no one question can do justice to the complexity of opinion on a subject like immigration. This is just one indicator and opinion can move.
- Despite that caveat, it is clear that as a starting point, Labour's coalition is a less united on this issue than other issues.

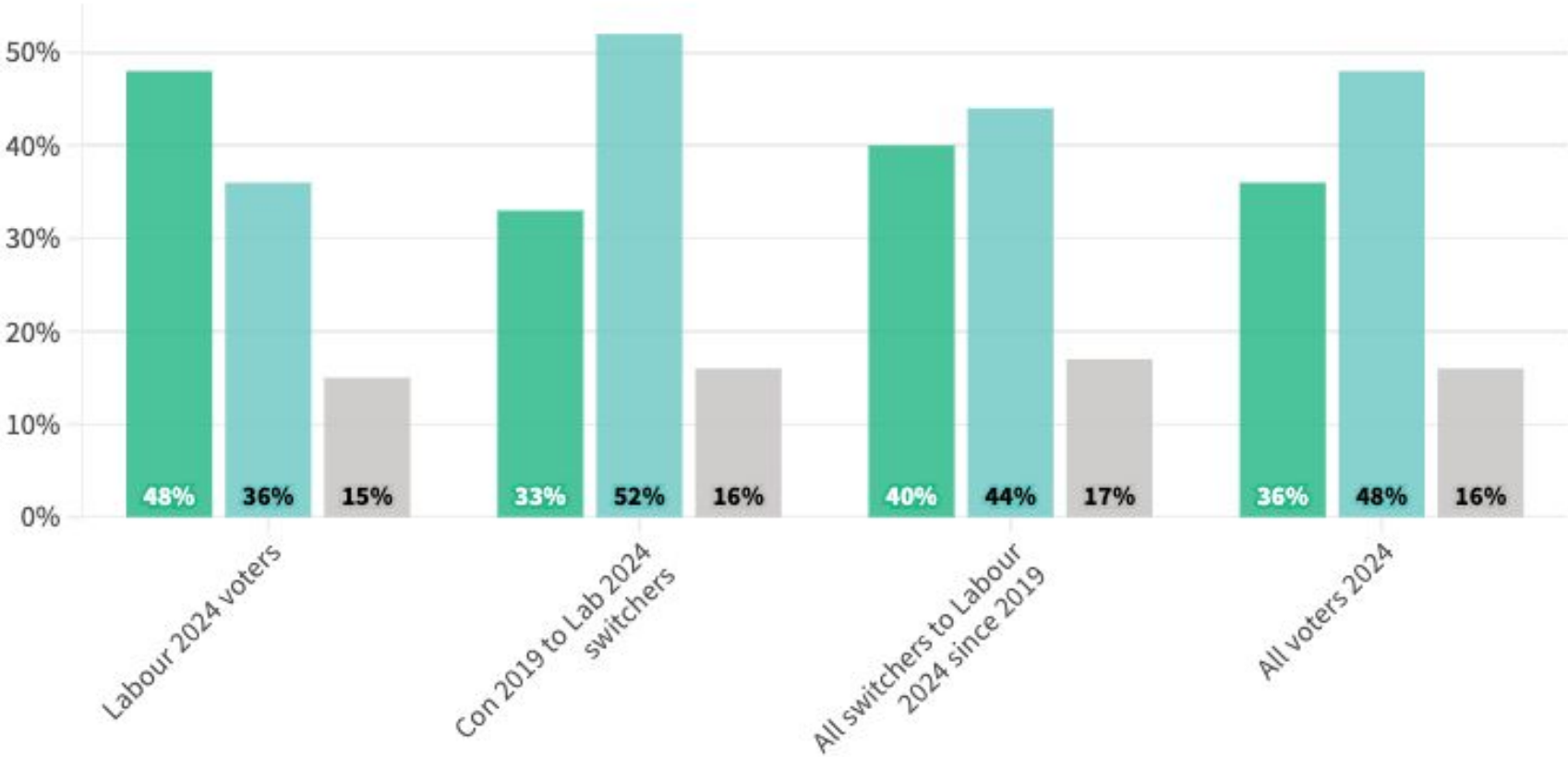


[Interactive chart](#)

Labour voters overall are pro-immigration, but switchers diverge from the rest of the Labour coalition

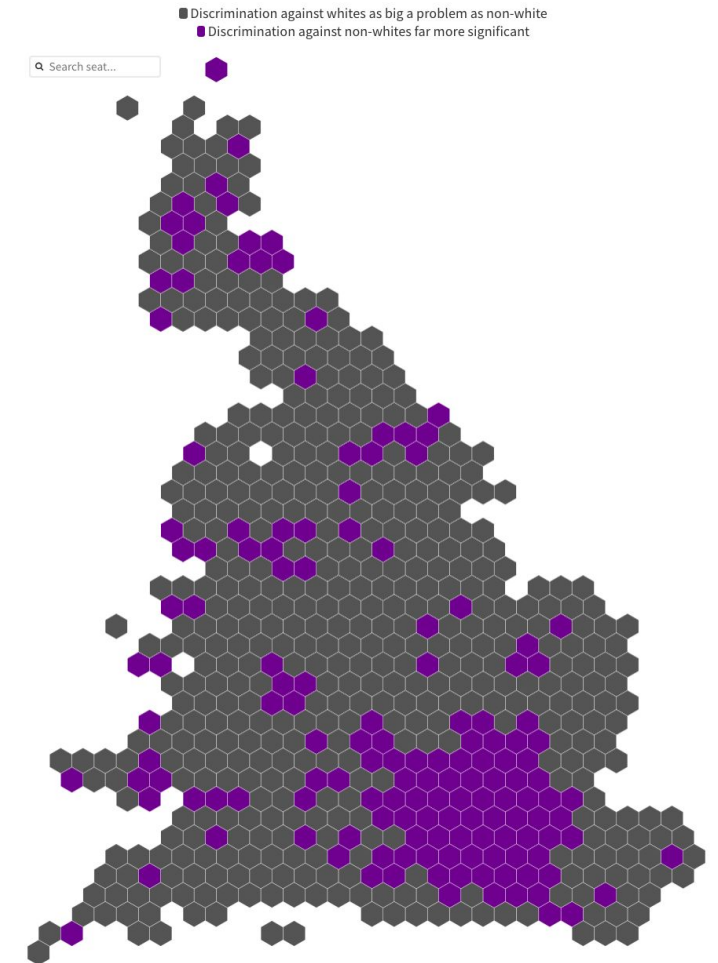
"Which of these comes closest to your view?"

Immigration has generally enriched society Immigration has generally undermined society Neither



Likewise, the Labour coalition is more fractured on the subject of discrimination

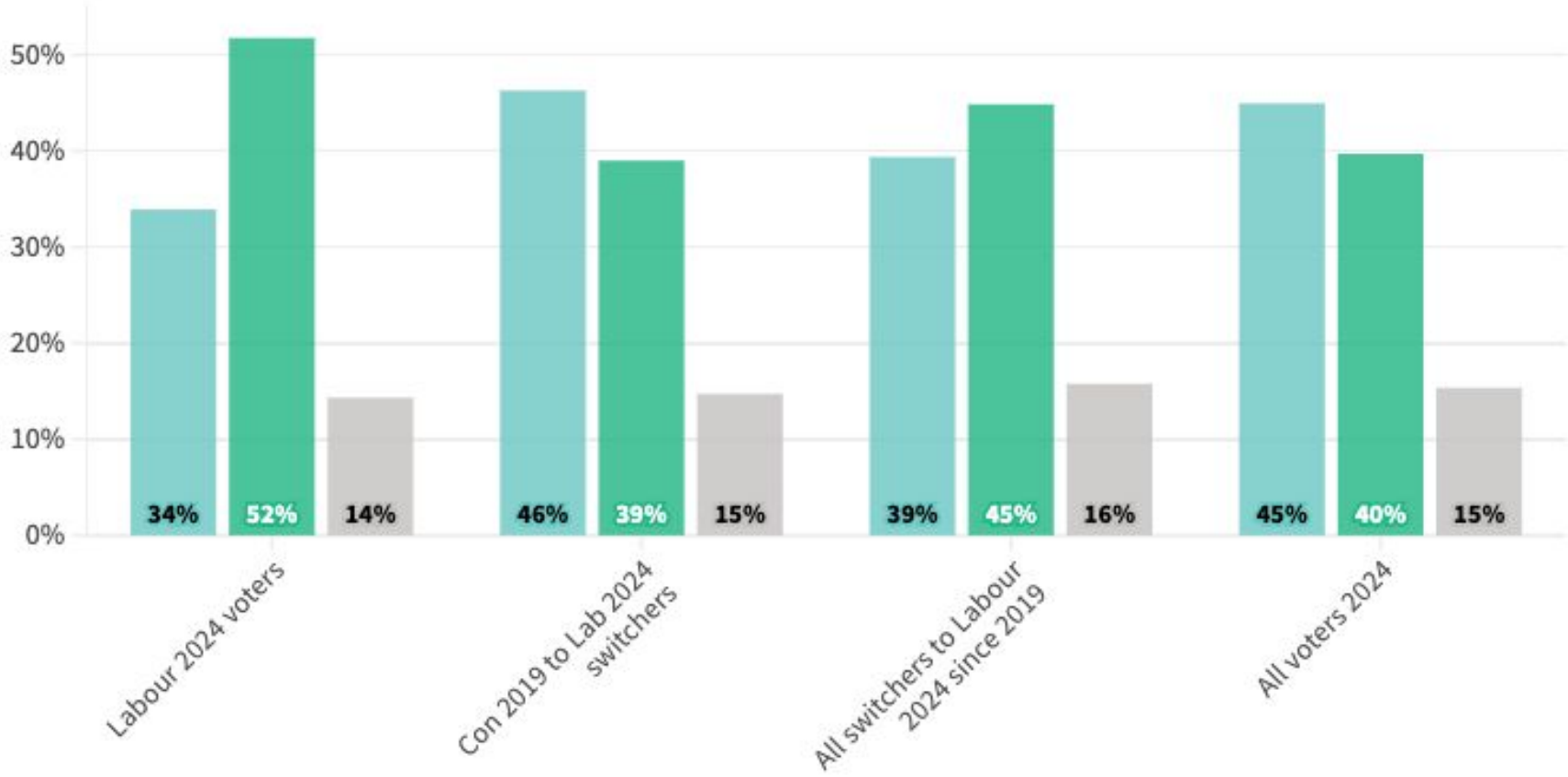
- In 76% of constituencies, there is a plurality or majority for the view that 'discrimination against white people has become as big a problem as discrimination against non-white people'. 24% of constituencies see a majority for the opposite view, with this rising to 28% for Labour seats.
- Again, however, we see that Labour voters within these seats take a slightly different view - albeit switchers from the Conservatives are again more divided on this question.



[Interactive chart](#)

Labour voters overall hold progressive views on discrimination, but these are not uniformly held across the rest of the population

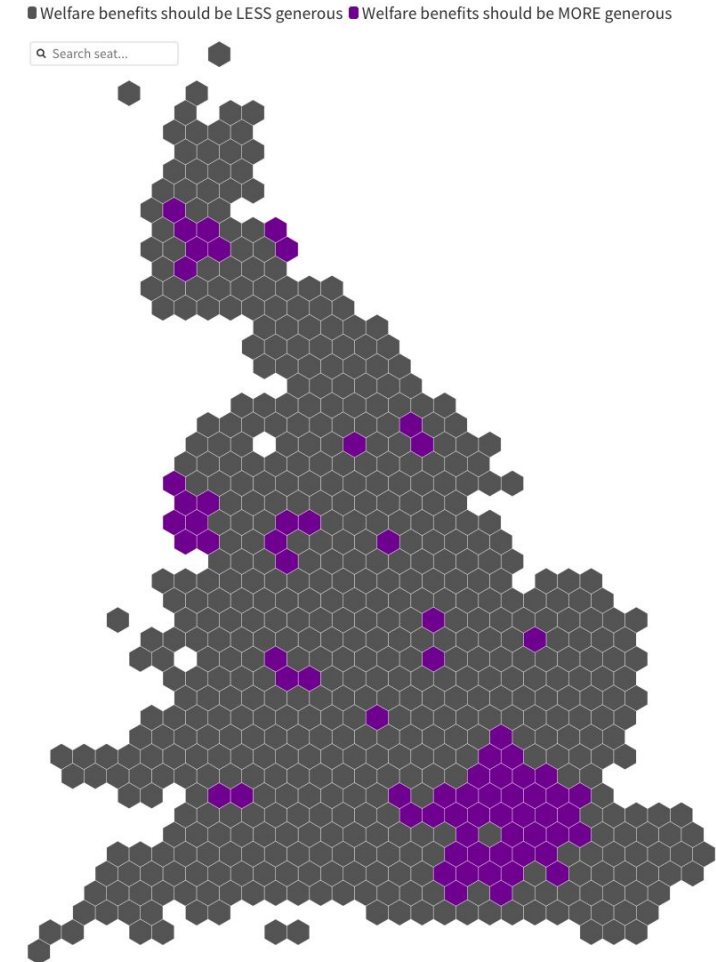
■ Discrimination against white people has become as big a problem as discrimination against non-white people
■ Discrimination against non-white people remains far more significant than discrimination against white people ■ Neither



Welfare

Attitudes to welfare remain sceptical

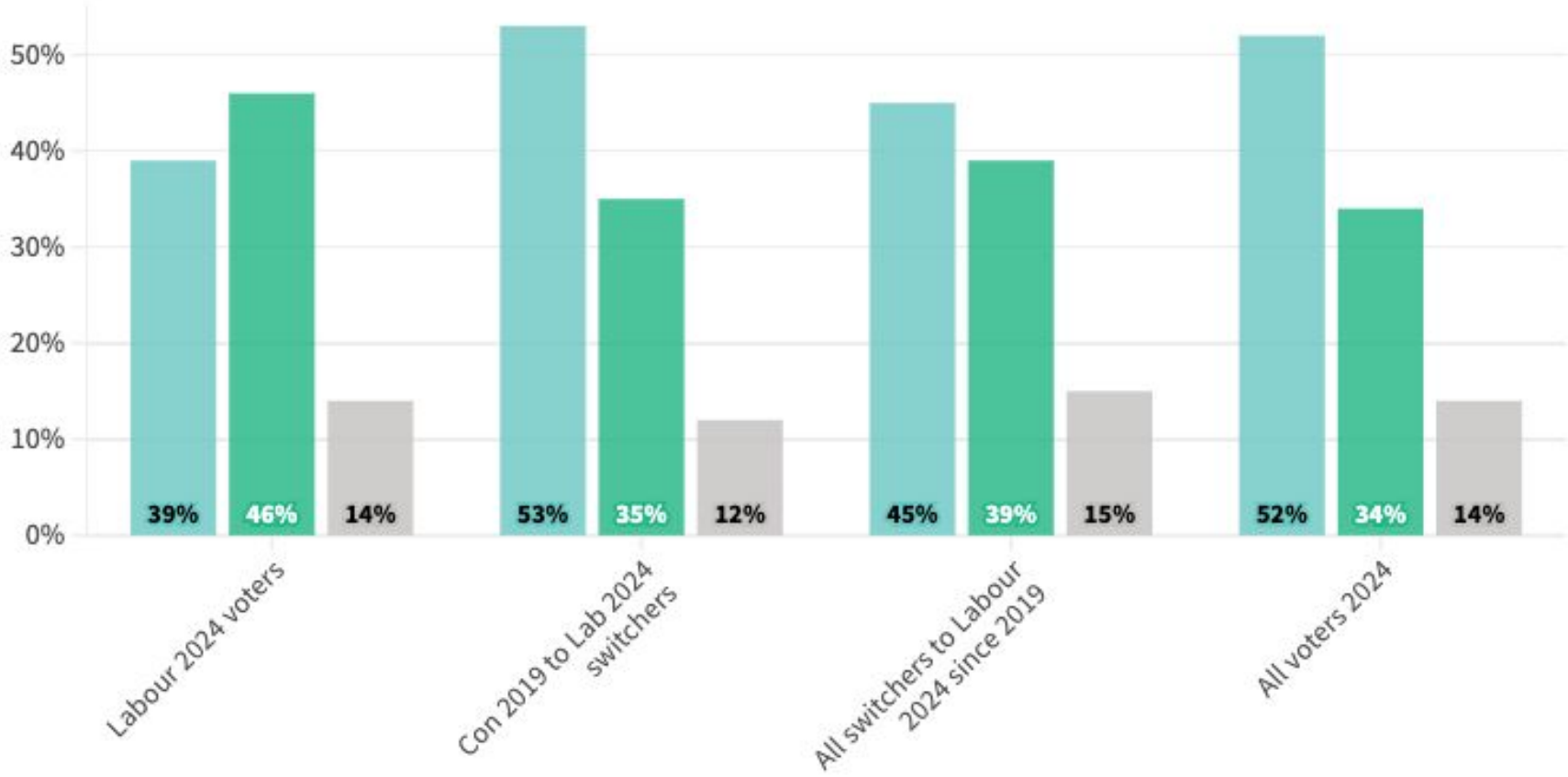
- 89% of constituencies have a majority or plurality of people who believe the welfare system has become too generous. This falls to 84% of Labour constituencies but remains a clear majority of those seats.
- Seats that Labour won from the SNP are disproportionately likely to hold the view that welfare benefits should be more generous.
- Labour voters are more likely to be of the view that the welfare system has become too ungenerous in recent years.



[Interactive chart](#)

Labour voters overall feel the welfare system is too ungenerous, but this is not necessarily a sentiment shared with switcher groups or the population at large

■ It's far too easy to get welfare benefits in this country, there should be more conditions on it or it should be reduced
■ The welfare system in this country is far too ungenerous, it should be expanded to help more people
■ Neither



Thank you!

For more information, contact Steven.Akehurst@persuasionuk.org

These maps will be available on the Persuasion UK website from Friday 12th July 2024.

Twitter:

@SteveAkehurst
@Persuasion_UK

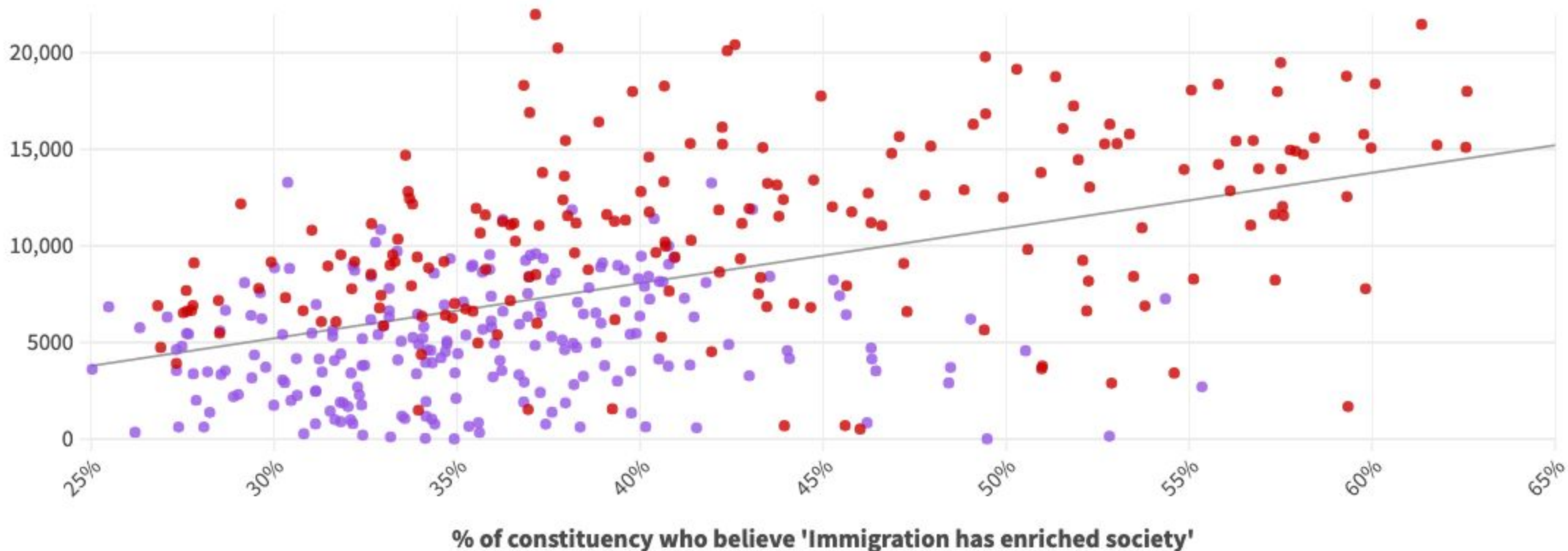
Annex

Generally speaking, seats with smaller Labour majorities have less explicitly pro immigration attitudes - that's especially true of seats Labour gained in this year's general election

Each dot represents a Parliamentary constituency

GE2024 change ● Labour gain ● Labour hold

Labour majority



Persuasion UK/IPPR MRP, 20,000 UK adults w/c 1st July 2024

Meanwhile, the range of opinion among Labour constituencies on borrowing is much narrower - all of them have a majority or plurality backing borrowing, and almost all of them have >50% holding this view

Status ● Labour gain ● Labour hold

Labour majority

