



***How to conduct
All Faiths Prayer***

*PRESENTATION
NTC, PACHMERHI*





Objectives


- At the end of the session, the participants will be able to :
 - Explain the reason to Conduct All Faiths Prayer Meetings
 - List the Order of Various Prayers
 - Describe the Steps involved for preparation
 - Explain How to Conduct All Faiths Prayer Meetings

Why All Faiths Prayer?

- The Founder Lord Baden Powell stated that religion is the foundation on which Scouting is built. So Scouting cannot go without religion.
- APRO Part I Chapter I and Rule No.1, states one of the principles as `Duty to God` others being Duty to Others and Duty to Self on which the Scout/Guide Movement is based.
- APRO Part I Chapter II Rule No.5 States the Religious and Moral Policy of the Scout and Guide Movement which is based on `reverence to God or Dharma as the case may be`.
- All Faiths Prayer is an opportunity for the members of the movement to show reverence to God.



Order of All Faiths Prayer

- Pratah Smarami
 - Saraswati Vandana
 - Guru Mahima
 - Ram Dhun (Raghupati Raghav..)
 - Naam Dhun (Jay Bolo...)
 - Individual Prayers (in alphabetical order of faiths)
 - Silent prayer (for one minute)
 - We shall overcome
 - Har Desh mein tu
 - Shanti Paath (Sarvepi Sukhinah Santu..)
- 

Preparation for All Faiths Prayer

- Place to be selected for prayer team to sit and for the participants to sit facing the prayer team.
- Normal time for conducting All Faiths Prayer is 7 a.m.
- The place should be kept clean.
- A separate place to be marked out of the prayer place for leaving the footwear.
- No entry for anyone with footwear and even socks.

Preparation for All Faiths Prayer

- **Material required:**
 - Oil lamp with cotton wicks and oil
 - Match box
 - A candle
 - Agarbattis with stand
 - Some natural flowers
 - Sufficient White bed sheets to cover the stage for prayer team to sit.
 - An elevated material to place the lamp, candle etc
 - A board on which the order of the prayers to be displayed
 - Sufficient handouts with prayers to be kept ready for distribution to all those who attend.
 - Groundsheets to be provided for participants to sit.
 - P. A. system if the gathering is going to be large. To be arranged in advance.
- **Individual Prayers:**
 - (in Alphabetical order such as Buddhist, Christian, Hindu.....)
 - Select the representative scout/guide in advance.

How to conduct All Faiths Prayer?

- All the participants including adults should report in **Uniform** at least 15 minutes before the scheduled time.
- They should occupy the allotted places without foot wear and without socks.
- On the stage, the middle position will be for the one who leads the prayer.
- At one side of the leading member, scouts or guides who are selected for individual prayers should be made to sit.
- At the other side of the leading member, sits other adult leaders including guests in two rows if necessary.
- Orchestra team should be allotted place at one end on the stage.
- P.A. system may be arranged well in advance with sufficient number of microphones for the if gathering is large. Other wise no.
- Silence to be maintained in the premises. No talk or gossip.
- Unnecessary movements by organisers to be avoided. Possible if good planning.

How to conduct All Faiths Prayer?

- Light the lamps, candle, agarbattis before starting the prayer.
- Leading member for the prayer to start exactly at the announced time.
- Leading member of the prayer should watch One minute for silent prayer and then start `we shall overcome.`
- Other members can join the leading member with tune and follow him/her.
- Once the prayer starts, no one should be allowed to join.
- Announce the order of the prayer although it is displayed.
- Give a formal welcome with brief words. No welcome address etc.
- No need for announcements in the middle of the prayer like `next is Saraswati Vandana.`
- Once the prayer starts, till Shanti Path no announcements.
- At the end of the prayer, the leading member of prayer may give a signal to the participants in front to move out in an order without talk.
- The members on the stage may leave silently after the participants leave.
- Videographer or photographer should not block the view of stage.

Question Time



THANK YOU

