


Mimicking the Masters Photographers

Edwin
Balbuena
AJS11-02

Album link:


<https://photos.app.goo.gl/cp9xKwWsPPZMpHXs8>



Berenice Abbott <https://www.moma.org/artists/41>

Born in Springfield, Ohio, 1918, she moved to New York. There she learned, and practiced sculpture. In 1921 Abbott moved to Paris then Berlin to continue her study. She had worked with artists like James Joyce and Julien Levy and got into the idea of photography. In 1929 she arrived back to New York with a changed landscape. This was the start of her most famous work, documenting the *Changing New York*.

Genre: City





https://www.moma.org/collection/works/44004?artist_id=41&locale=en&page=1&ov_referrer=artist



Century
Universal Camera

IMG_0103.JPG
16MP 4898 x 3265 1.8 MB
Canon Canon EOS REBEL T5
f/10 1/400 44mm ISO200



1. The subject would be the main large building. The element it conveys is space, one building is in front while another is in the background.
2. This is light by the sky and the sun. This is hard light, you could see some sharp shadows.
3. The subject would be the main large building. The composition it displays in the rule of thirds, the edge of the building is on the rule of thirds "line."
4. ISO 100, f/8, 1/250 sec, 40 mm
5. The message I get is of vastness, you can see how the people look so small compared to the large building.

Pete Turner <https://www.peteturner.com/index.html>

Born in Albany New York, Pete Turner, has a fascination for photography. He graduated from the Rochester Institute of Technology. Because of his interest in chemistry, he was interested in photography and color. At the start of his career color in photography was used only for commercial purposes. Turner was one who used color for his photos. He has created photos which has strong saturation and being able to manipulate the hues of the photographs. His work has been presented in museums like the MEP in Paris, the Tokyo Metropolitan Museum of Photography and ICP in New York. Genre: color/art







<https://www.peteturner.com/index.html>

1. I could not see a clear indication of a subject. The element it displays is color.
2. This image is lit by the sky, it is an example of soft light.
3. The composition displayed is experimentation. The image is “different”.
4. ISO 200, f/ 5.6, 1/250 sec, 32 mm
5. The message I get is that of surreal. This image is very surreal and has a popping color



 20190424_120730.jpg
8.3MP 2606 x 3186 4 MB


 samsung SM-G950U
f/1.7 1/526 4.25mm ISO50

Iwan Baan <https://iwan.com/>

Born in 1975, he grew up in Amsterdam studied at the Royal Academy of Art in The Hague. He pursued his interest in Photography while studying in school. He would take pictures of architecture and has worked with famous architects like Rem Koolhaas and Zaha Hadid. He was named one of the 100 most influential people in contemporary art. He likes to work with lightweight equipment.

Genre: Architecture





1. The subject would be the building shown, the element it conveys is form. It creates a sense of being 3D.
2. This is being lit by the sky. The light is soft light there are no hard shadows and is evenly lit.
3. The subject is placed a bit off center. The composition it displays is the rule of thirds.
4. ISO 100, f/8 , 1/500 sec, 55 mm
5. The message I get is simplicity. The image created is a very “simple” image and can show that anyone can be a photographer.

[https://iwan.com/
portfolio/56-leona-
rd-street-new-yor
k/](https://iwan.com/portfolio/56-leona-rd-street-new-york/)

Canon EOS M50



Conclusion

- I learned about the different genres that photographers do, such as cityscapes and c
- It was fairly easy to mimic Abbotts and Bann's photos since we live in a city
- The hard one to do was Turner's photo as I needed to find something colorful.

- My favorite one is the the last one, Iwan Bann's. The building I used for my mimic is 432 Park Avenue

