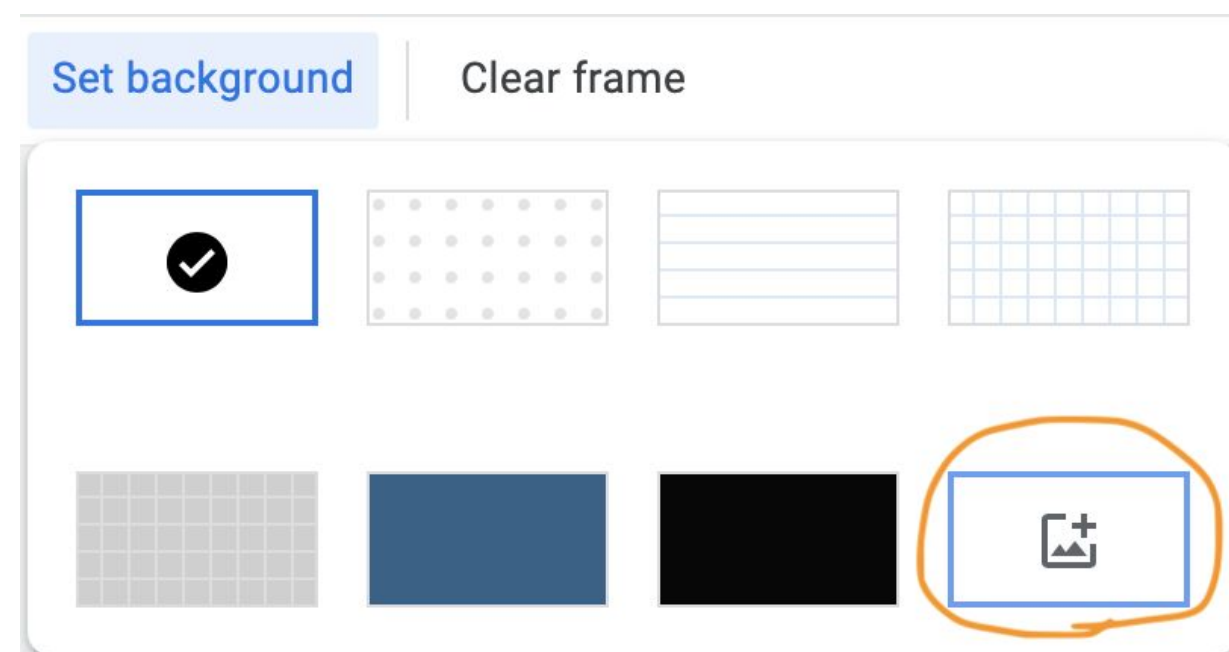


Jamboard Templates

You are welcome to edit these slides however you'd like to make them your own.

To use them in Google Jamboard, select the slide you want, and then go to File->Download and choose "JPG Image".

Then, in Jamboard, click "Set Background" and choose the upload image button:



Find the image you downloaded and now your Jamboard is ready to go!

STRONGLY AGREE

AGREE

DISAGREE

STRONGLY DISAGREE

PICK AN OPTION!

Option 1

Option 2

Option 3


Option 4

I Know

I Want to Know

I Learned


How are you feeling today?



Brainstorming Topic

All Ideas/Suggestions

Favorites



*What do you
think about...*

**NOT STARTED
YET**

WORKING ON IT

FINISHED!