



Asheville City Schools Preschool Program

Vision

Asheville City Schools Preschool Program prepares children for lifelong success.

Mission

Asheville City Schools Preschool Program prepares children to reach their full potential through developmentally appropriate and family-guided education.



History of the Preschool Program

- 1980 - Preschool services started through EC to screen and evaluate children in the community
- 1987 - Collaborated with Head Start (1 at Hillcrest and 1 at Randolph) and added two half-day classrooms for children with special needs
- 1991 - Started Parents as Teachers
- 1992 - Moved to current Asheville Primary building with 8 classrooms serving children Birth - 5 years
- 1993 - Secured AA child care license
- 1995 - Early Head Start grant secured and renovations to building
- 1997 - 5 Early Head Start classrooms, 40 Early Head Start home-based, and 5 Preschool classrooms - (Smart Start, Head Start, and Family Service Center)
- 2000 - Received the first 5 star child care rating in Buncombe County
- 2001 - Received More at Four (NCPK) Funding
- **2015 - Early Head Start grant relinquished, expanded 3-4 year slots**
- 2015 - Opened PK classroom at HFE
- 2016 - Opened PK classrooms at IDE and IBJ
- 2018 - Opened Developmental Day classroom at APS
- 2020 - Covid had an impact on classroom numbers and sizes.
- 2021 - Covid recovery



All About Us

- Creative Curriculum
- Brigance Developmental Screener
- Teaching Strategies Gold Assessment (TSG)
- Focus on Social-Emotional Learning
 - Conscious Discipline
 - NC Preschool Pyramid Model
- Focus on Literacy Development
 - Heggerty's
 - Storytelling/Story Acting
- Kaleidoscope Play and Learn - Grant through Buncombe Partnership for Children
- Ongoing Home Visits and Parent Teacher Conferences
- Head Start Partnership
- Partnership Buncombe Partnership for Children (Technical/Training Support)
- NC PK Contract
- Developmental Day Classroom
- Child Care Subsidy
- Preschool PLC meets bi-monthly
- MTSS/SST Team in place
- Data Dives completed after each benchmark (3x year)



Demographic Data (2018-2019)

| Age | Gender | Race/Ethnicity | Student Support | Funding Source |
|--------------------------|--------------------|-----------------------------|----------------------------------|-------------------------------------|
| 40% (77) 3 year olds | 45% (86) Female | 27% (52) Black | 43% (82) Free and Reduced | 86 NC PK |
| 60% (115) 4 year olds | 55% (106) Male | .5% (1) Asian | 7% (13) McKinney - Vento | 55 Head Start |
| Total 192 | | .5% (1) Pacific Islander | 14% (27) Exceptional Children | 6 Developmental Day |
| | | 9% (17) Multi-Racial | 37% (71) Aftercare | 24 Child Care Subsidy |
| | | 56% (108) White | 10% (19) Transportation | 15 Scholarships 65 Tuition (35%) |

Demographic Data (2019-2020)

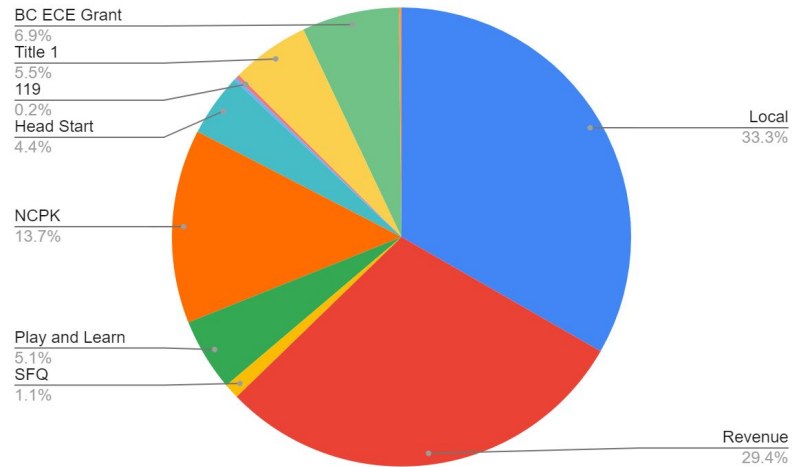
| Age | Gender | Race/Ethnicity | Student Support | Funding Source |
|--------------------------|---------------------|---|--|---|
| 38% (83) 3 year olds | 46% (101) Female | 27% (61) Black .4% (1) Asian | 41% (89) Free and Reduced | 74 NC PK 55 Head Start |
| 62% (136) 4 year olds | 54% (118) Male | .4% (1) Pacific Islander | 4% (8) McKinney - Vento | 6 Developmental Day |
| Total 219 | | 7% (16) Multi-Racial 63% (137) White 4% (7) Hispanic/Latino | 12% (26) Exceptional Children 38% (83) Aftercare 9% (19) Transportation | 15 Child Care Subsidy 26 Scholarships 95 Tuition (43%) |

Demographic Data (2021-2022)

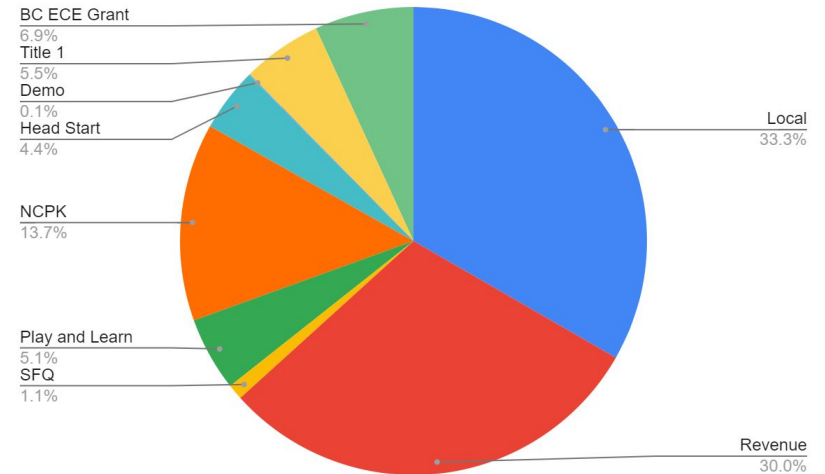
| Age | Gender | Race/Ethnicity | Student Support | Funding Source |
|--------------------------|--------------------|---|---|--|
| 43% (77) 3 year olds | 52% (93) Female | 31% (56) Black .05% (1) Asian | 44% (79) Free and Reduced | 57 NC PK 55 Head Start |
| 57% (102) 4 year olds | 48% (86) Male | .05% (1) Pacific Islander | 5% (9) McKinney - Vento | 6 Developmental Day |
| Total = 179 | | 11% (19) Multi-Racial 50% (90) White 7% (12) Hispanic/Latino | 11% (19) Exceptional Children 35% (63) Aftercare 15% (27) Transportation | 16 Child Care Subsidy 17 Scholarships 68 Tuition (38%) |

2019 - 2020 Revenue vs Expenditures

Revenue



Expenditures

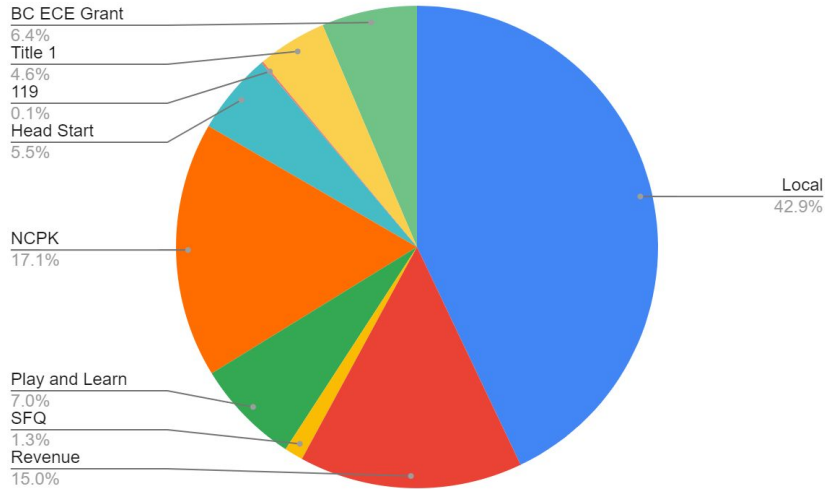


Revenues and Grants = \$1,877,281

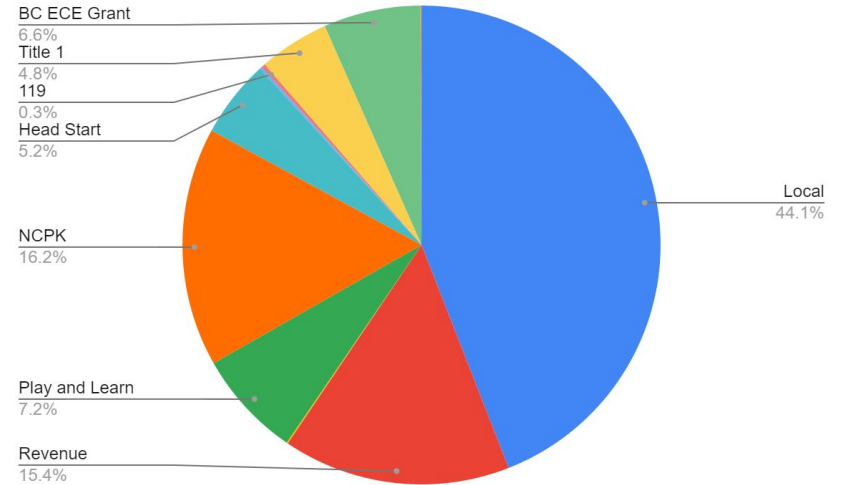
Local Funds = \$937,725

2020 - 2021 Revenue vs Expenditures

Revenue



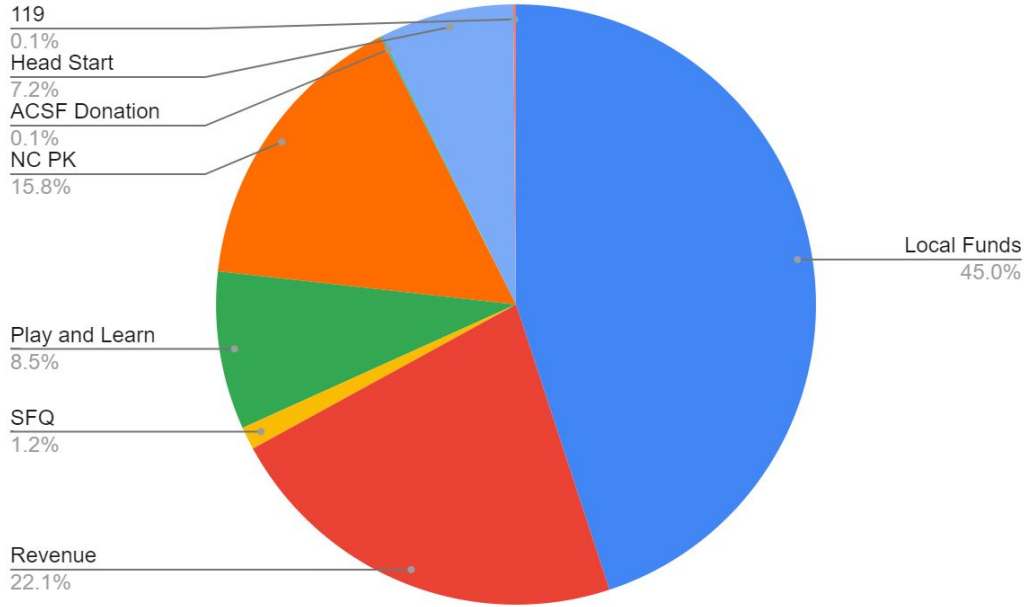
Expenditures




Revenues and Grants = \$1,325,359

Local Funds = \$1,065,034

Projected Budget for 2021-2022



Revenues and Grants = \$1,346,691
Local Funds = \$1,100,000



ASHEVILLE PRIMARY SCHOOL

| IN PROGRESS | ESTIMATED COSTS: |
|--|-------------------------|
| Design | \$480,000.00 |
| Window Seal Scraping-Preschool Regulation | \$100,000.00 |
| CRITICAL NEEDS | |
| Domestic Hot Water System, Replace Main Gym Membrane Roof, Aluminum Gutters and Downspouts | \$205,750.91 |
| HIGH PRIORITY | |
| Courtyard Sewer Line Replacement, Storefront Window, HVAC System, Relocation of Boilers, Mechanical Piping Upgrades, Waterlines, Door Exiting Hardware and Egress, Guardrails, Handrails, Asbestos Removal, Remove Fuel Tank, Install Positive Ventilation, New Aluminum Canopy Walkways, Classroom Upgrades to include casework, IT and MEP, Electrical Service and Lighting Upgrades, Renovate Restrooms | \$6,188,113.18 |
| TOTAL | \$6,973,864.09 |

Staffing

| | # of Non-Classroom Staff* | # Certified Staff | # Classified Staff | # Part Time Staff |
|-----------|---------------------------|-------------------|--------------------|-------------------|
| 2018-2019 | 7 | 10 | 20 | 1 |
| 2019-2020 | 7 | 11 | 22 | 2 |
| 2020-2021 | 6 | 6 (3 on leave) | 13 | 4 |
| 2021-2022 | 6 | 10 | 14 | 4 |

*Includes Director, Coordinators, Custodian, Secretary/Bookkeeper

*Numbers do not include Play and Learn staff as the grant fully supports that program. (2 certified teachers)



Roles/Responsibilities



- **Enrollment/Engagement Coordinator**
 - Focuses on enrollment and attendance reporting for various funding sources
 - Family and Community Engagement
- **Operations Coordinator**
 - Oversees the licensing component (child/staff files, inspections, safety for APS)
 - Reports for grant funders and licensing
- **Teaching/Learning Coordinator**
 - Oversees curriculum and assessment
 - NC Preschool Pyramid/Conscious Discipline Coach
- **Lead Teacher**
- **Teacher Assistant (NC PK Assistant) - must meet qualifications**
- **Teacher Assistant**
- **Part Time Teacher Assistant (Provides support for after care)**

Other Local LEAs

- Haywood County
 - Title 1 and NC PK funding
 - 10 month/school day program
 - 4 year olds only
 - No transportation
 - 75% state and federal funding / 25% tuition
- Henderson County
 - Partner for NC PK through WCCA (Local Head Start grantee)
- Buncombe County
 - EC PK Classroom
 - Partner with Head Start by providing space in schools.
 - Title 1 funds used for Book Mobile and Ready Rosie
- Madison County
 - 2 full day/full year centers that serve Brith - Kindergarten
 - Partner with Head Start by providing space in schools
- McDowell County
 - 3 Options (No local funds)
 - Part-time program
 - Head Start (Grantee)
 - NC PK (Grantee)
- Transylvania County
 - 3-5 year olds
 - NCPK slots
 - Developmental Day
 - Tuition funding



Things to Consider:

- ACS Preschool braided funding is a model in the region and state
- Post-Pandemic: Assess evolving community needs
- Continue to ensure enrollment is diverse and inclusive
- Ensure “ready schools” as children enter kindergarten
- Consider opportunities for partnerships across district lines

