

Our Story of Survival

Group Members:
Gabriel

Instructions

You are going to write a story of adventure and survival with your partners. To prepare your story you will need to do the following things:


- Spin the wheel five times. Write the five story elements here!
 - ...
 - ...
 - ...
 - ...
 - ...
- These five elements represent your five principal scenes.

Instructions

On the next pages you will write your story. Be sure to include the following:


- Several uses of the past simple and past continuous.
- Some adverbs to give more detail to your story like:
 - Suddenly
 - Dangerously
 - Gently
 - Crazyly
 - Amazingly
 - etc.

Background: Who, Where, and When?



Add an image. Click INSERT then IMAGE then FROM THE WEB and search for a nice picture.


Story Element 1




Add an image. Click INSERT then IMAGE then FROM THE WEB and search for a nice picture.

Story Element 2

Add an image. Click INSERT then IMAGE then FROM THE WEB and search for a nice picture.




Story Element 3




Add an image. Click INSERT then IMAGE then FROM THE WEB and search for a nice picture.

Story Element 4

Add an image. Click INSERT then IMAGE then FROM THE WEB and search for a nice picture.




Story Element 5



Add an image. Click INSERT then IMAGE then FROM THE WEB and search for a nice picture.

Conclusion: What happened at the end?



Add an image. Click INSERT then IMAGE then FROM THE WEB and search for a nice picture.