

2023年全球華語口說爭霸賽

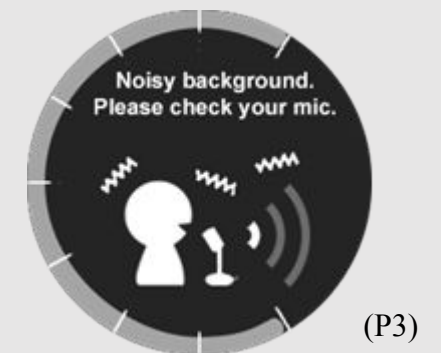
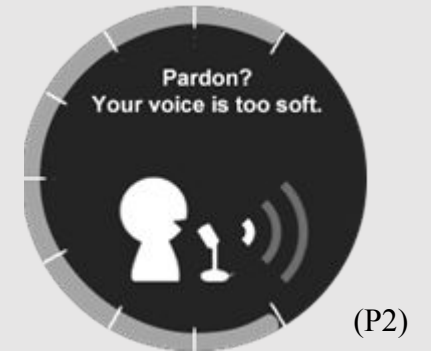

2023 OCAC Global Mandarin Speaking Competition

Instructions of Registration and Competition



Recording

- ✓ To ensure a high-quality recording, please use headphones (or earphones) and a microphone,
 - ✓ Record in a quiet environment to prevent any noise interference.
 - ✓ Please wait for the "Recording" icon to appear before starting, regardless of any mistakes or noise.
1. When recording, keep your voice volume between 2.5 and 5 bars as shown on figure P1.
 2. If the "Pardon?" icon (Figure P2) appears, it means the system did not receive any sound, or the recording volume was too low. Please speak louder (2.5-5 bars) while recording. Wait until you see Figure P1 appear to start recording again .
 3. If the "Noisy background" icon (Figure P3) appears, it means there is too much noise in the background. Try lowering the volume of your voice, increasing the distance between the microphone and your mouth or recording in a quieter location. Then, wait for MyCT to return to Figure P1 before starting the recording.



Step 1: Huayuworld.org

- To participate in the competition, first visit [Huayuworld.org](https://www.huayuworld.org).
- Click on the banner or TCML page to enter the competition page.
- Or visit the following URL for different groups:
 - Overseas Compatriot Schools: https://www.huayuworld.org/news_info.php?nid=877
 - TCML: <https://taiwancenter.taiwan-world.net/news/Announcement/content/71>

The screenshot shows the website's header with the logo for '全球華文網' (Global Chinese Language Network) and 'Taiwan Center for Mandarin Learning'. A red box highlights the 'Taiwan Center for Mandarin Learning' text. A blue arrow labeled 'TCML Students' points to the 'OCAC Global Mandarin Speaking Competition' banner. The banner features the year '2023' and the title '僑務委員會全球華語口說爭霸賽' (Overseas Community Affairs Council Global Mandarin Speaking Competition). Below the title, the dates are listed: '初賽：6月·9月' (Preliminary: Jun. & Sep.) and '決賽：11月' (Final: Nov.). A blue arrow labeled 'Compatriot Schools Students' points to the banner. The footer of the banner lists the host as 'Overseas Community Affairs Council, R.O.C (Taiwan)' and the co-host as 'L Labs Inc.'.

全球華文網
中華民國(臺灣)僑務委員會
Taiwan

Taiwan Center for
Mandarin Learning

TCML Students

2023 僑務委員會全球華語口說爭霸賽
OCAC Global Mandarin Speaking Competition

時間：初賽：6月·9月
Date: Preliminary Jun. & Sep.
決賽：11月
Final: Nov

Compatriot Schools Students

主辦單位：僑務委員會 / Host: Overseas Community Affairs Council, R.O.C (Taiwan) 執行單位：艾爾科技股份有限公司 / Co-Host: L Labs Inc.

「2023年全球華語口說爭霸賽」6月開賽！

Step 2.1: Competition Page for Compatriot Schools

- TCML students have a different link, click on the link to go to the competition page for TCML.
- To register for the competition, click on the appropriate registration link for your group on the competition page.
- Please review the instructions and rules documents to ensure you have all of the necessary information.
- Fill out the registration form accurately. If you make a mistake, please correct the information and resend the registration form.
- Check the registration information and your eligibility requirements. The OCAC has the right to disqualify ineligible participants.
- Please see "[Personal Registration](#)" or "[Group Registration](#)" for more details.

參賽組別：

競賽類別	報名連結	報名資格
僑校 基礎組	個人報名	(一) 本會立案/備查之海外僑校之在學學生 (未持有中國大陸護照)
	團體報名	(二) 2010年6月2日至2017年6月1日出生，6~12歲在學學生
僑校 進階組	個人報名	(一) 本會立案/備查之海外僑校之在學學生 (未持有中國大陸護照)
	團體報名	(二) 2004年6月2日至2010年6月1日出生，13~18歲在學學生

其他競賽資格說明：

- (一) 不得重複報名其他組別。
- (二) 各組只需報名一次，完成任一初賽取得成績，以取得總決賽資格。
- (三) 首次登入之參賽者須申請「[全球華文網](#)」帳號並設定密碼。
- (四) 報名前請詳閱[個資蒐集、處理及利用告知事項](#)。
- (五) 此為僑校學生報名網站，TCML學員請至TCML報名頁進行報名。

Step 2.2: Competition Page for TCML

- Click on the registration link according to your group, you can find related information in the instructions and rules documents.
- For compatriot school students, click on the link to go to competition page for compatriot school students.
- If you fill in the wrong information, resend the registration form after correcting.
- Double-check the registration information and your eligibility requirements. The OCAC has the right to disqualify ineligible participants.
- Please see “[Personal Registration](#)” or ”[Group Registration](#)” for more details.

Groups and Qualification :

Group	Registration Link
<u>TCML</u>	Personal Registration Group Registration

TCML Students

I. No age limit. All Students currently enrolled in TCML are eligible to participate in the competition.

II. Each participants can only register for one group.

III. Participants who pass the preliminary round will advance to the final round.

IV. Use or register a personal account and password on the [Huayuworld.org](#).

V. Please read the [Terms of Service](#), [Privacy Policy](#), [Processing and Use](#) before you register.

VI. For Overseas Compatriot School Students, please click on the [Overseas Compatriot Schools registration page](#).

Compatriot School Students

Step 3.1 : Personal Registration

- To register for the competition, fill in the required information on the registration form and click on the submit button.
- Once you have submitted your registration, you will see a notification confirming your registration
- Please check the email account you provided for any notification emails.
- If you realize that you made a mistake in your registration, you can correct the information and resubmit the registration form.
- Please review your registration information and eligibility requirements carefully before submitting your registration. Note that the OCAC has the right to disqualify any ineligible participants.

2023年全球華語口說爭霸賽【僑校基礎組】初賽一

請輸入參賽資訊

全球華文網帳號
*沒有帳號請先前往全球華文網註冊

全球華文網密碼

所在國家

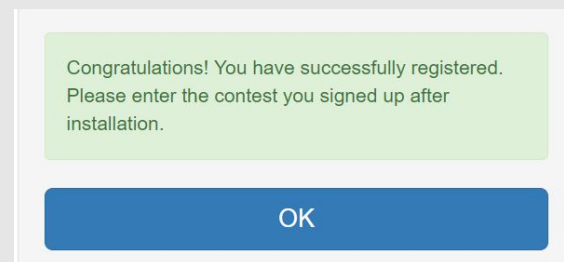
僑校名稱

姓名

出生日期(YYYY/MM/DD)

信箱

參賽宣告 我已閱讀並同意以下宣告事項
1. 本人如未滿20歲，於填報參賽資訊時，已取得法定代理人同意報名。
2. 本人已確認上開資料均屬實，倘有不實或不符合參賽資格者，屆時將喪失獲獎資格，倘有冒名參加，造成第三者之權益損失，須自負完全法律責任。



Step 3.2: Group Registration

- To register for the competition, download the "Sample File" and fill in the required information accordingly.
- Once you have completed the sample file, import the file and check the status message to confirm that all the data has been uploaded successfully.
- If the status message shows "Success", click OK to fill out the remaining registration information.
- If the status message shows "Failed", please review the reason for the failure provided below.
- After submitting your registration, please check the email account you provided for any notification emails.
- If you realize that you made a mistake in your registration, you can correct the information and resubmit the registration form.
- Please note that group registration is only available for students from the same overseas compatriot school or TCML.
- Please review your registration information and eligibility requirements carefully before submitting your registration. Note that the OCAC has the right to disqualify any ineligible participants.

2023年全球華語口說爭霸賽【僑校基礎組】初賽一
請輸入參賽資訊

匯入Excel: 未選擇任何檔案
*請依照範例檔填寫Excel表並匯入, 點此下載

所在國家: 台灣

僑校名稱:

參賽宣告 我已閱讀並同意以下宣告事項
1. 本人如未滿20歲, 於填報參賽資訊時, 已取得法定代理人同意報名。
2. 本人已確認上開資料均屬實, 倘有不實或不符合參賽資格者, 屆時將喪失獲獎資格, 倘有冒名參加, 造成第三者之權益損失, 須自負完全法律責任。

成功	2
失敗	2

Account: Fail Reason: 出生日期不符合規定。

Account: Fail Reason: 請確認您輸入的帳號或密碼是否正確!

Congratulations! You have successfully registered. Please enter the contest you signed up after installation.

Step 4.1 : Notification Emails

- After submitting your registration, please check your email account for notification emails.
- If you are registering for the June preliminary, you will receive nine confirmation emails for all rounds.
- If you are registering for the September preliminary, you will receive six confirmation emails for the September preliminary and the Final Round.

<input type="checkbox"/> ☆ ▷	【MyET 會員中心】 2	【MyET-MyCT-MyJT Contest】 2023僑校學生基礎組	決賽	朗讀賽】 - 全世界最多人使用...	
<input type="checkbox"/> ☆ ▷	【MyET 會員中心】 2	【MyET-MyCT-MyJT Contest】 2023僑校學生基礎組	決賽	跟讀賽】 - 全世界最多人使用的口說學..	
<input type="checkbox"/> ☆ ▷	【MyET 會員中心】 2	【MyET-MyCT-MyJT Contest】 2023僑校學生基礎組	決賽	開場白】 - 全世界最多人使用的口說學..	
<input type="checkbox"/> ☆ ▷	【MyET 會員中心】 4	【MyET-MyCT-MyJT Contest】 2023僑校學生基礎組	初賽	朗讀賽】 - 全世界最多人使用的口說學..	
<input type="checkbox"/> ☆ ▷	【MyET 會員中心】 4	【MyET-MyCT-MyJT Contest】 2023僑校學生基礎組	初賽	跟讀賽】 - 全世界最多人使用的口說學..	
<input type="checkbox"/> ☆ ▷	【MyET 會員中心】 4	【MyET-MyCT-MyJT Contest】 2023僑校學生基礎組	初賽	開場白】 - 全世界最多人使用的口說學..	

Step 4.2: Notification Email Information

- Notification Emails will also include the following details:
 1. Log in name = OCACTW : + your Huayuworld.org account name
 2. QR Code= Mobile phone or pad users can scan the QR Code provided in the email to access the competition information.
 3. Competition link= PC users can click on the link provided in the email to access MyCT, where they can find information about the competition.



Step 5 : Download or Open MyCT

- To access the competition information, you can use the link or the QR Code provided in the notification emails. The system will automatically guide you to download/open MyCT.
- If you have already installed MyCT on your device, the system will direct you to the competition page in MyCT.
- If you have not yet installed MyCT, you will be directed to the Apple Store/Google Play to download the latest version of the MyCT.
- Please make sure to install the latest version of the MyCT app before the competition. This will ensure that you have access to all the features and functionality you need to participate in the competition.



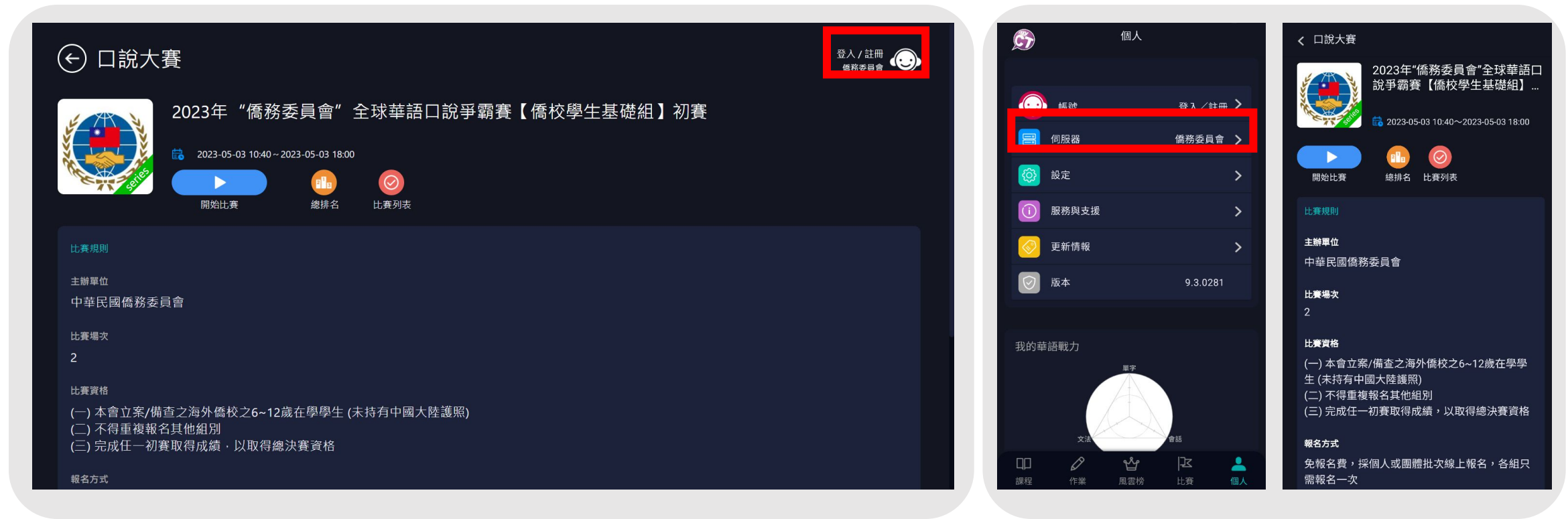
The screenshot shows the MyCT website interface. At the top left, there are three circular logos for ET, CT, and JT, with the text 'English.Chinese.Japanese' below them. To the right of these logos is a navigation menu with the following items: 產品介紹 | 購買資訊 | 下載 | 口說比賽 | 服務支援 | 合作夥伴 | 關於艾爾. Further to the right, there are language selection icons for 简体中文 (Simplified Chinese), English, 日本語 (Japanese), 한국어 (Korean), and Español (Spanish).

The main content area features the heading 'MyCT Windows' above an image of a laptop displaying the MyCT interface. To the right of the laptop, there is a grey box containing the text: '如果您已經安裝 MyCT，但未自動開啟，請手動點擊：' (If you have already installed MyCT but it is not automatically opened, please click manually:). Below this text is a blue button with the text '開啟 MyCT' and a power icon.

Below the blue button, there is another grey box with the text: '如果您尚未安裝 MyCT，請先下載安裝：' (If you have not yet installed MyCT, please download and install first:). Below this text is a black button with the MyCT logo and the text 'Download'.

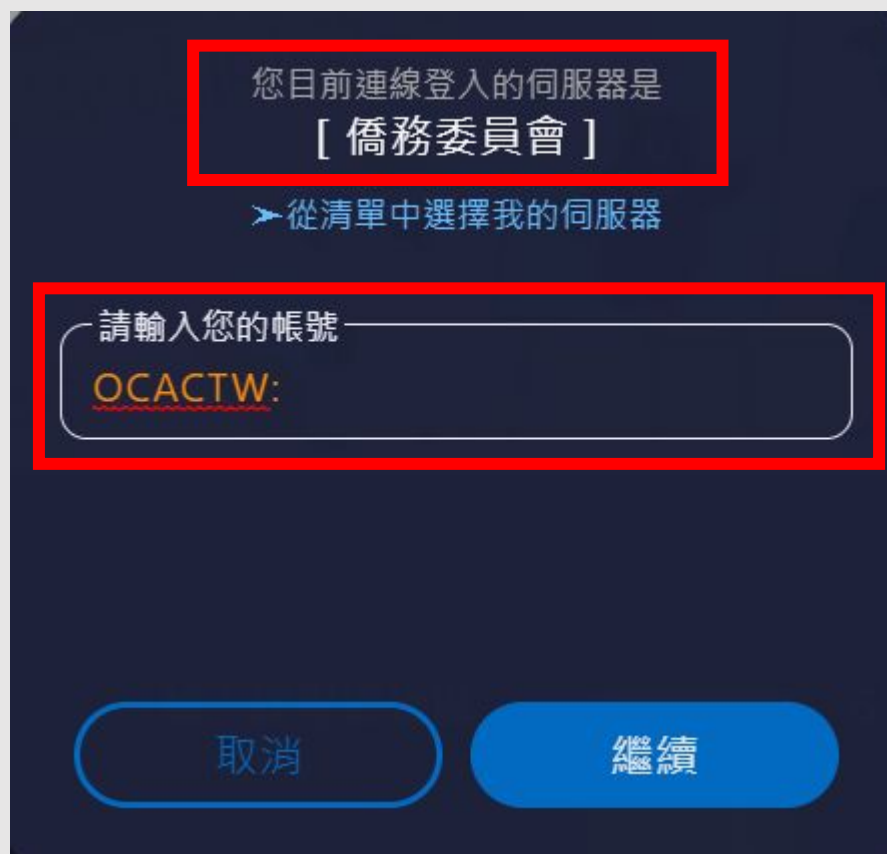
Step 6: Confirm the Server and Session Information.

- Once you have accessed MyCT through the link or QR Code provided in the notification emails, please confirm that you are on the competition page hosted on the "僑務委員會" server.
- After entering the competition page, please check that you have selected the correct group for your participation.
- If you are directed to the MyCT homepage instead of the competition list, refer to the guide "[How to Navigate from MyCT Homepage to the Competition Page.](#)"



Step 7: Log in MyCT

- Once you have selected the appropriate competition and round, click on the "Start Competition" button. You will be prompted to log in to MyCT with the account provided in the confirmation email.
- Before entering your login information, please confirm that the orange word in front of the login information reads "OACTW:"



您目前連線登入的伺服器是
[僑務委員會]

➤ 從清單中選擇我的伺服器

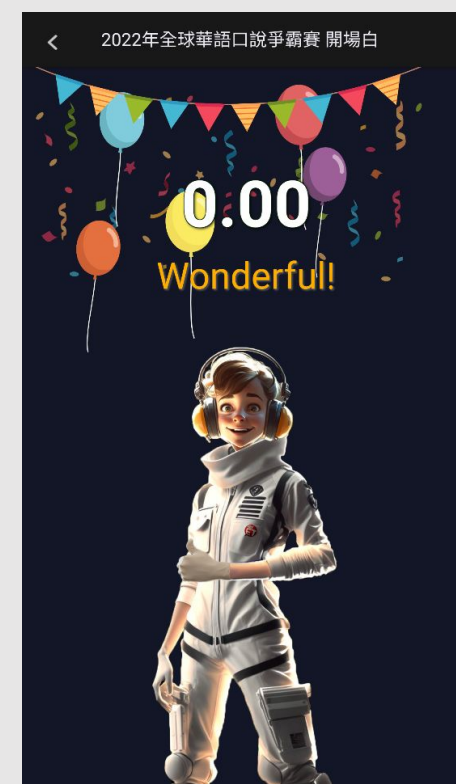
請輸入您的帳號

OACTW:

取消 繼續

Step 8.1 : Opening Section

- Click on the "Start Competition" button. You will see the "Opening" section appear.
- Click "Start Competition" again to listen to the competition introduction and the chairman's encouragement to all participants.
- Please note that the "Opening" section is not scored, and receiving a "0" score in this section is normal.



Step 8.2: "Shadowing" and "Sight Reading"

- After listening to the chairman's message, click "Continue" to go to the competition list page. From there, you can select the desired session or click "Continue" to enter the next uncompleted session automatically.
- You can participate in the competition anytime and anywhere with unlimited attempts. Your highest score in each session will be taken as the final result at the end of the competition.
- Please note that to receive a complete competition score, you must finish the "Opening," "Shadowing," and "Sight Reading" sections.



Step 9: Ranking

- You can check your personal score and real-time ranking.
- You can also view the overall ranking of all participants by clicking on "Overall Ranking" in the competition list.

口說大賽

僑務委員會

2023年“僑務委員會”全球華語口說爭霸賽【僑校學生基礎組】初賽

你的最佳成績: 187.2 你的排名: 未參賽 / 2

詳細賽況資訊持續更新中，排行榜最近更新時間為 2023/05/03 11:16。

1				187.2
1				134.8

再試一次

< 口說大賽

2 1 3

2023年“僑務委員會”全球華語口說爭霸賽【僑校學生基礎組】初賽

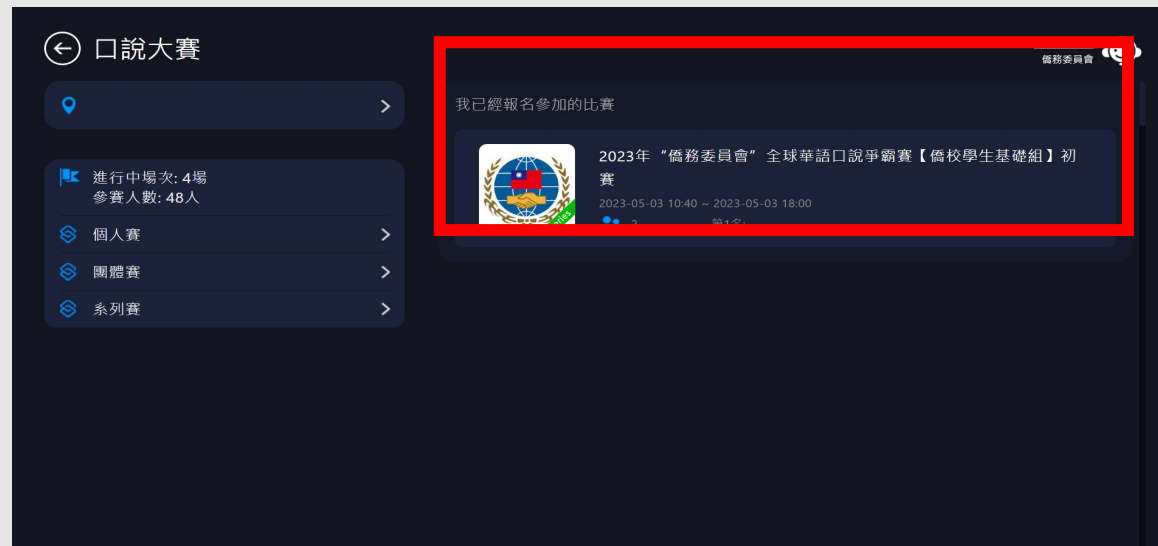
你的最佳成績: 187.2 你的排名: 未參賽 / 2

詳細賽況資訊持續更新中，排行榜最近更新時間為 2023/05/03 11:16。

1				187.2
1				134.8

How to Navigate from MyCT Homepage to the Competition Page?

- To access the competitions you have registered for, please ensure that the orange string in front of the login information reads "OCACTW:" and click on "Competition" after logging in to MyCT.
- To see the competitions you have registered for, check the "My Registered Competitions" section. Click on a competition to access the competition page and begin competing.



Contact MyCT

- If you require assistance with the competition or MyCT software, please contact L Labs Inc.
- You can use the "Service & Support" feature in MyCT to find solutions and answers to many problems you encounter.
- If you are unable to find the information you need, you can contact L Labs Inc. via email or Line@ for further assistance.
- MyCT LINE@ support:



PC User

The PC user interface shows a dark sidebar on the left with a menu. The '服務與支援' (Service & Support) option, marked with a question mark icon, is highlighted with a red box. A red arrow points from this box to the '服務與支援' option in the mobile user interface.

Mobile User

The mobile user interface shows a dark screen with a list of options. The '服務與支援' (Service & Support) option, marked with an information icon, is highlighted with a red box. A red arrow points from this box to the '服務與支援' option in the PC user interface.

FAQ Section

熱門問題

- > 忘記帳號或密碼
- > 無法連線到學校伺服器
- > 找不到特定伺服器
- > 未正堂登出/已在其他地方登入