



Line Drawing

Empty a sharpie challenge!

Mentimeter

Got to [mentimeter.com](https://www.mentimeter.com) and type in the given code!

We will be answering some quick launch questions before we start the content!

Handout

[Handout link](#)

- *Join with an neighbor or 2 and read the handout together*
- *Get an interesting fact, idea, or thought put together and be ready to have someone share!*




Targets

- Lesson intro
- Handout discussion
- Artist research
- Artist questions
- Short drawing activity
- Regroup and share out
- Exit slip
- Work time
- Peer discussion
- Present your work

Shantell Martin


Dance every day, New York, 2017



- *What does the scale of the work tell us about the artist?*
- *How can different types of lines be used to create different effects in a drawing?*

Keith Haring

The Labyrinth, 1989

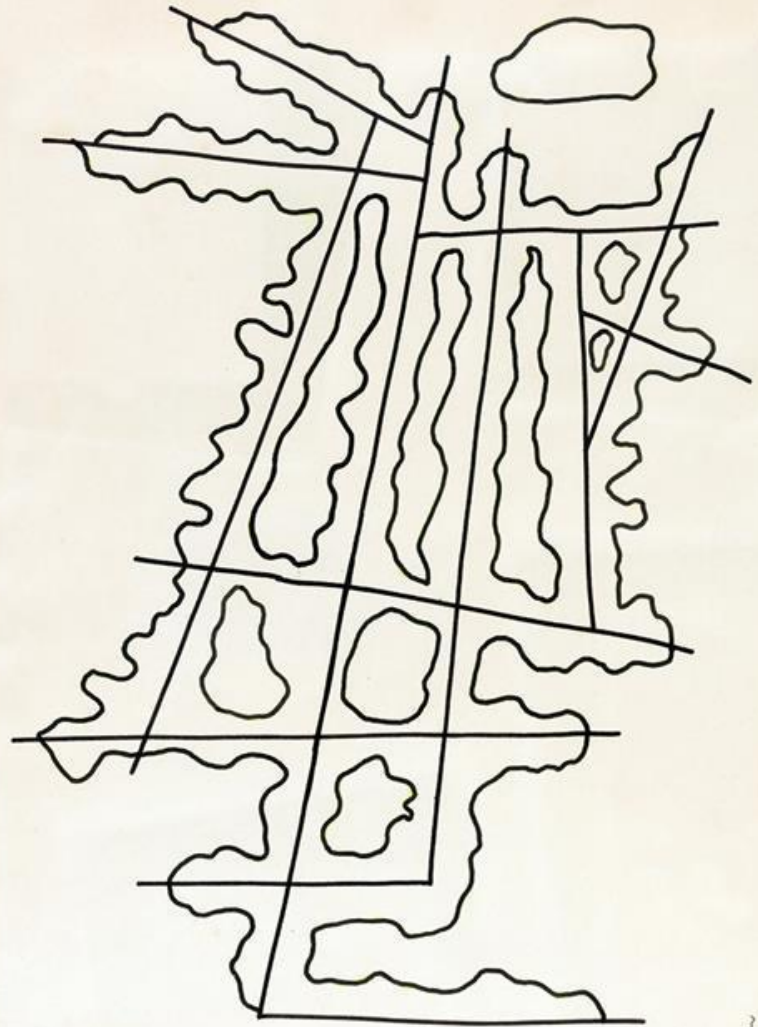


- *How can line art be used to express emotion or convey meaning?*
- *What similarities can we find in the work?*

Gordon Walters

Untitled, ink on paper, 1954

- *How does the work make you feel?*
- *How can different types of lines be used to create different effects in a drawing?*



Teacher examples

Personal images that I make!

[Example work drive](#)

- Any questions you have about my work?



Unit overview

- *Get a sharpie (with great power comes great responsibility)*
- *Gather a drawing surface (thick paper provided but anything works)*
- *Use the sharpie until its dry! (a sharpie has limited ink, see how much you can draw till its dead)*
- *Discuss the drawings you make with peers throughout the project*
- *Be ready to speak about your work!*
- *Lastly we will present our works in front of the class as a peer critiques presentation.*
- *Ideas to think about touching on in your presentation (speak about what ideas you came up with, challenges you faced, things you liked/disliked, the state of your sharpie(s), and your favorite image)*



Draw and share

- *15 minute timer*
- *Gather materials and begin!*
- *Draw as much as you can in 15 mins*
- *You do not have to finish the drawing just begin one*
- *Get into assigned groups and share the work you made*
- *Remember it is an exit slip even if it is not complete*

Draw and share Day 2!

- *This time 30 minute timer*
- *Gather materials and begin!*
- *Draw as much as you can in 30 mins*
- *You do not have to finish the drawing just begin one*
- *Get into assigned groups and share the work you made*
- *Remember it is an exit slip even if it is not complete*

Mentimeter

Got to [mentimeter.com](https://www.mentimeter.com) and type in the given code!

We will be answering some quick launch questions before we start the content!

- *Start class with mentimeter*
- *We will be using mentimeter throughout the unit as a check in*
- *Let's hear your thoughts!*