

Remixing this Slideshow?

When remixing an activity, you'll want to make sure you have created a copy that is accessible to other users on the OER Commons Repository.

1. To begin, go to **File -> Copy** to create an editable version of the slideshow.
2. Once finished with your changes, please complete the following steps to share :
 - a. Click on **Share**
 - i. **Who Has Access**
 - ii. **Ensure link sharing is on and allow external access.**



Short Vowels الحَرَكَاتُ القَصِيرَة

Arabic level 1 - Activity 02



Can-Do Statements:

1. I can differentiate between the short vowels.
2. I can pronounce short vowels with some letters.
3. I can use the short vowels in a word.
4. I can recognize ا، ب، ت، ث in the first\middle\end of the word.

Warm-up



Tā



Tā



Bā



Alif



ج

ج

ج

ج





Main Activity

Main Activity

Choose the correct position for the letter.




أ - إ - أ

أرنب

Arnab





أ - أ - أ

مَرْفَأٌ

marfaA

Seaport





أ - أ - أ

فأس

faAs






ب - ط - ب

بَطَّة

batTaa





كُـبْز

كُـبْز

Khubz



ط - ب - ب

طبيب


Tabeeb



ت - ف - هـ

تفاحة

TuffaHah



مِفْتَاحٌ

مِفْتَاحٌ

meftaaH





بَـيْـتَ - بَيْتَ

بَيْتَ

bait





ک - م - ث

کُمِثْرِي

Kumethra






ث - ث - ث

ثعلب

thaAlab





ث - ط - ت

مُتَالِثٌ

muthalath



Questions?

Can-Do Statements:

1. I can differentiate between the short vowels.
2. I can pronounce short vowels with some letters.
3. I can use the short vowels in a word.
4. I can recognize ا، ب، ت، ث in the first\middle\end of the word.

