


Getting Started with Kiddom




What is Kiddom?

Kiddom is a tool where you can find your assignments, submit work, and check on your progress.

We are going to set up our accounts and then learn how we are going to use it.





Let's make your account

*Make your account to see assignments, submit work, and
check on your progress.*

You will need...

Class Code

Username/School Email

Password

Sign Up

Go to: <https://app.kiddom.co/>

Click on “Sign Up”

A rounded rectangular button with a light blue border and the text "Sign up" in a teal color.

Sign up

Click on “Student”



Student

Your screen should look like this:


Sign up

KC-

Email or username

Password


Name



< >

By signing up, you agree to our [Terms of Service](#) and [Privacy Policy](#).

Signup

 Sign up with Google

KC#####

Enter our Class Code

Create your account...

User name...

Your user name should be *unique*. This means that no one else will share that user name.

Our format will be:

Example: `first+lastname+student number`

`johnsmith123456`

or Email...

Enter your school email

Double check to make sure it is correct.

or

Use automatic Google sign up to use your Google email and password.



Choose your password

Choose a password that you can remember.

If you forget your password, you can ask your teacher to reset it.

Enter Your Full Name

This will be how your name appears to me.

Enter your first and last name.

Check the spelling.

Check Your Details

1. Check that the class code, username/email, password and name is correct.
2. Choose your avatar.
3. Click “Sign Up”

KC-123456

johnsmith123456

.....

John Smith



By signing up, you agree to our [Terms of Service](#) and [Privacy Policy](#).

Signup

Video for Student Sign Up:



Enter Our Class

Find our class. Check to make sure that you are in the right class by checking the title and teacher.

Add other classes: click on the blue plus sign in order to enter another.

Click on our class to enter.

The screenshot displays a user interface for a class. At the top left, there is a 'Classes' header with a back arrow icon. Below it, a sidebar shows 'Demo Class' with a menu icon, and a list of navigation options: 'Classroom', 'Timeline' (highlighted with a blue bar and a red circle labeled 'A'), 'Reports' (with a purple circle labeled 'B'), 'People', 'Teachers', and a list of names: Valerie Frizzle, Alex, Bailey, and Devin. The main area is titled 'Timeline' with a calendar icon. At the top of this area, there are filter buttons: '0 New' (blue), '0 Today' (yellow), '6 Late' (red with a close icon), and '0 Done' (green). An orange circle labeled 'D' is positioned above these filters. Below the filters, the timeline shows two periods: '15 Weeks Ago Apr 25 - Apr 30' and '34 Weeks Ago Dec 13 - Dec 18'. The first period contains an assignment card titled 'Identify a Parabolic Curve' with a red hand icon, a red clock icon indicating '104 Days Late', and a green circle labeled 'C'. The second period contains two 'New Assignment' cards, each with a red hand icon and a red clock icon indicating '237 Days Late'. A third card titled 'Parabolas' is partially visible at the bottom. In the top right corner, there is a notification bell icon and a red circle labeled 'E'.

A. Timeline
B. Reports
C. Assignment
D. Done, Late, New Filters
E. Notifications

Take a moment to get familiar with each feature.

More on Kiddom

Self-Guided Tour: View videos to learn how to submit work, use Google Drive, and understand your reports.

9 / 10

Points

DOC

Anticipation Guide - Mario Spe...



Drag and Drop

to attach files, or [browse](#)



Attach from Google

Submit

How to submit work

You can submit work on the left side by dragging and dropping assignments or clicking on the links to attach from your computer or through Google Drive.

Video: [How to Submit Work on Kiddom](#)

9 / 10

Points



Anticipation Guide - Mario Spe...



Drag and Drop

to attach files, or [browse](#)



Attach from Google

Submit

Assignment Grades

Assignment Grade:

Click on the assignment and it will show your grade on the left side as soon as the grade has been submitted by your teacher.

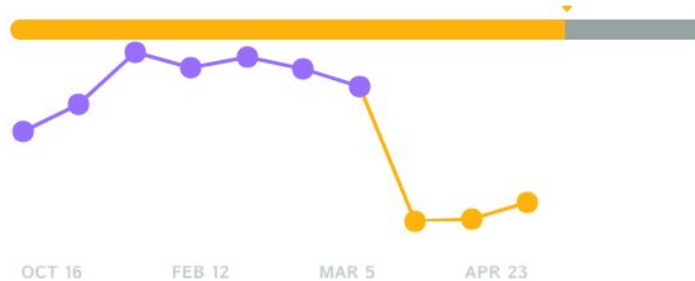
Video: [What Do My Reports Mean?](#)

Reports

See how you are doing overall in class with the goals we have set in class:

Class Grade Average

Approaching

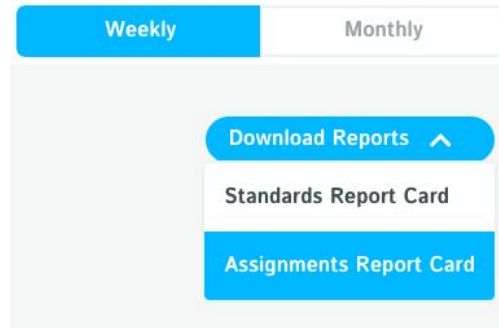


Video: [What Do My Reports Mean?](#)

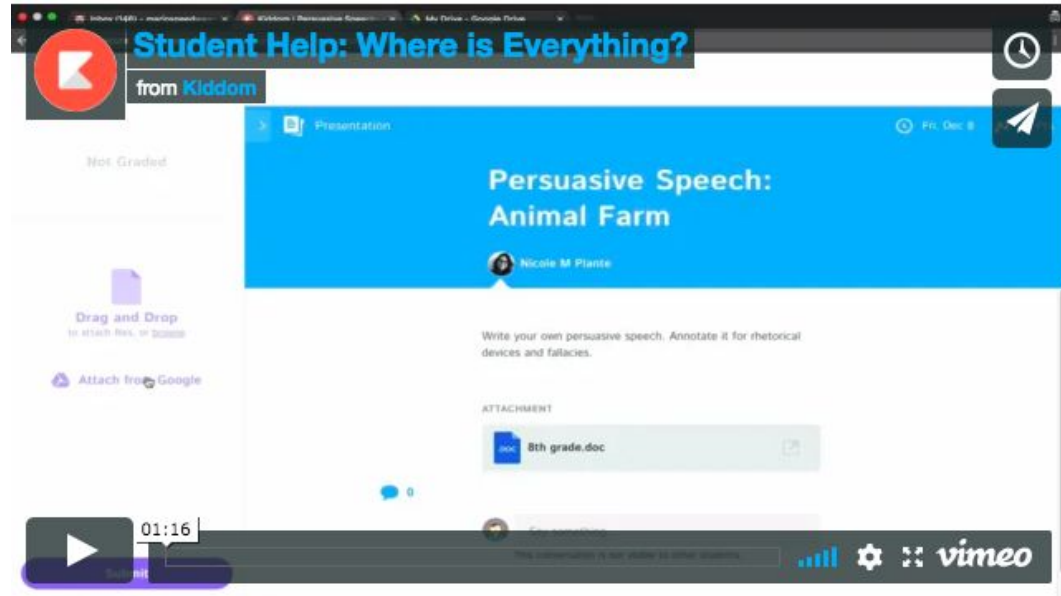
Print your own Progress Reports

Need a printable report? No problem!

You can choose to categorize your scores by
Standards or **Assignments**:



Review: Where is Everything?



Check out more student help resources: <https://support.kiddom.co>



Kiddom Quick Check

Let's see how well you know it!

Last Week

May 27 - Jun 1



Anticipation Guide

Fri, Jun 1 • 10 pts.



ELA Lesson: Run on Sentences

Fri, Jun 1 • 10 pts.

Where do you see your assignments?

< Back

Not Graded

 Mario Speedwagon - Anticipati...



Drag and Drop
to attach files, or [browse](#)

 Attach from Google

Submit

< Paper

Fri, Jun 1 10 P

Anticipation Guide

 Ms. Plante

Complete the following questions. Agree or disagree and give an example in order to support your answer.

 0

 Say something...

This conversation is not visible to other students.

How do you submit your work?

Class Grade Average

Approaching



Where do you go to monitor your progress?
