

kami

in the classroom



**10 templates plus
tips for using them**



**DITCH THAT
TEXTBOOK**

Table Of Contents

3. What is Kami?
4. The Kami Template Library
5. 10 Kami Templates (Plus ideas for using them in class)
10. Get Kami Certified!
11. Get more from Ditch That Textbook

What is Kami?



Kami is an online document annotation and markup tool that offers a suite of powerful content creation tools. It allows users to highlight, underline, and strikethrough text in PDFs and other document formats.

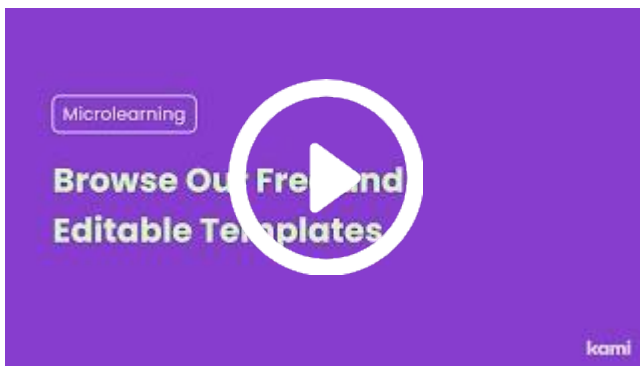
Additionally, Kami enables the addition of text boxes, shapes, and images, making it a versatile tool for both teachers and students. It's more than just a PDF viewer; it's a platform for creating and distributing learning materials.

Key Features of Kami:

- **Annotation Tools:** Kami provides a range of annotation tools that are user-friendly and vibrant, encouraging creativity and engagement.
- **LMS Integration:** Kami is fully integrated with leading learning management systems like Google Classroom, Canvas, and Schoology.
- **Accessibility:** Kami is designed to be accessible, with features like specialized fonts, Dark Mode, Read Aloud, Voice, and Video Comments.
- **Collaboration:** The platform facilitates both individual and collaborative learning, with tools that help track progress and provide personalized feedback.

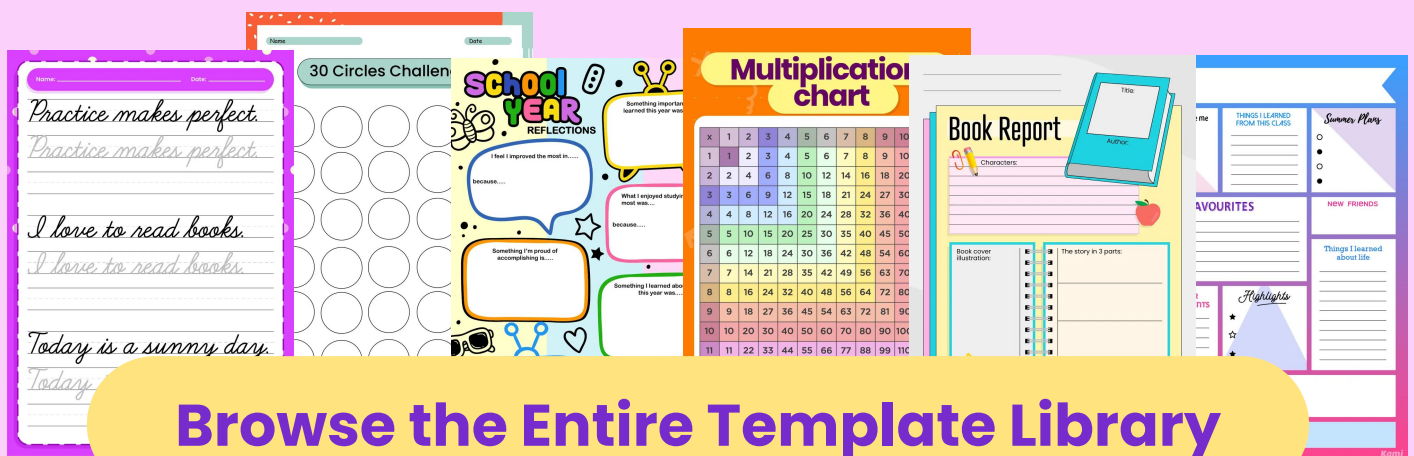
The Kami Template Library

The Kami Library is a free resource offering a variety of teaching templates that educators can download, edit, and share. It provides a range of templates designed to enhance classroom activities and student engagement.



The Kami library contains over 2,000 free resources including templates, interactive activities, and graphic organizers. Users can access the library through the Kami app website or the Google Chrome extension dashboard.

The resources cover various curricular areas and activity types like handwriting worksheets and graphic organizers. You can push the resources straight into Kami or download and print!




10 Kami Templates

Plus ideas for using them in class

Get Started with Kami

Familiarize yourself with our most popular tools in Kami - Text box, Drawing Tool and Text Comment.

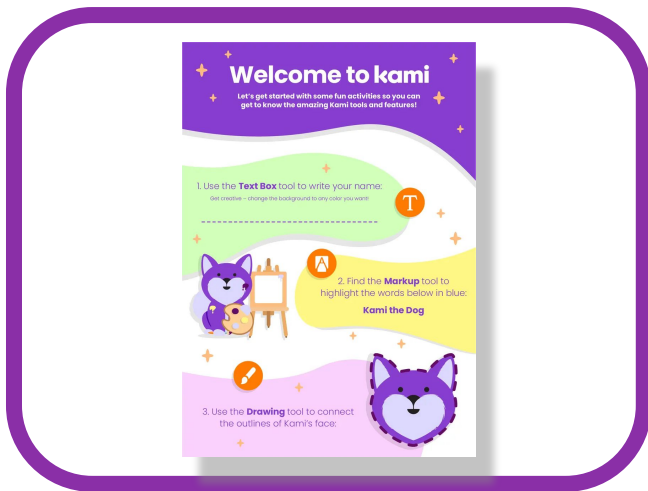
[Get The Template](#)



Kami Scavenger Hunt

Get to know Kami with these exciting activities introducing the Kami tools. This activity is great for Elementary level, or for fellow teachers to quickly get the hang of the Kami interface.

[Get The Template](#)



These templates are perfect for introducing Kami to your students or other teachers. Try completing the Get Started with Kami activity together as a class then let your students complete the scavenger hunt independently or in pairs.



Kami templates



All About Me

Give your students a crafty and creative way to introduce themselves with an editable All About Me template!

[Get The Template](#)



Building a sense of community in the classroom is crucial for creating a positive and supportive learning environment. Check out our post [Beyond All About Me: Community building activities you can use tomorrow](#) for lots of ideas.

Find Someone Who

This Bingo card is designed to help students learn about their classmates and make new friends. I.


[Get The Template](#)



You can use the finished All About Me worksheets along with this [Find Someone Who](#) blank template to find commonalities and even unique characteristics or favorites to create your own class "Find Someone Who" activity.



Kami templates



Trifold Brochure

This trifold template is your canvas for crafting personalized brochures.

Get The Template




Take students on a virtual field trip using one of the destinations on the Ditch That Textbook [virtual field trips page](#). After they “return” have students create a brochure sharing details of the place.

Hexagonal Thinking

This hexagonal thinking template is an excellent tool for students to link ideas that bounce off one another and link them together.

Get The Template



Use hexagonal thinking as a station your station rotation. Learn more about station rotation and get ideas for activities in this post [Station rotation: Save time, engage students in any K-12 classroom](#).



Kami templates



Cyber Sandwich

Perfect for beginners, this partner activity builds reading comprehension. Start with shared reading, then let students take on more responsibility until they're working on their own.

Get The Template



Use the Cyber Sandwich Eduprotocol to summarize a section of reading. [Get ideas for using the Cyber Sandwich EduProtocol here.](#)

8 p*ARTS

Use EduProtocols 8pARTS to master the eight parts of speech! Start with a hilarious image to spark vocabulary ideas.

Get The Template


Sentence p*ARTS		
Title the Pic		Plural Possessive
Ask Who and Where		Singular Possessive
Imperative - A matter of life and death	Compound - Two independent clauses	Dialogue - Char 1 ("XXXXXXXXXX," he said.)
Declarative - #justsaying	Appositive - an extra fact	Dialogue - Char 2 ("XXXXXXXXXX," he said.)
Interrogative - interrogate	Complex - Independent + Dependent	Dialogue - Char 1 ("XXXXXXXXXX," he said.)
Exclamation - yelling	Same-cases: same as compound	Dialogue - Char 2 ("XXXXXXXXXX," he said.)



Use an [AI image generator](#) to create an image to spark vocabulary. New to EduProtocols? Get started with this [8p*ARTS quick start guide.](#)



Kami templates



Future Careers Trading Cards

Research future careers with these exciting trading cards!

Get The Template

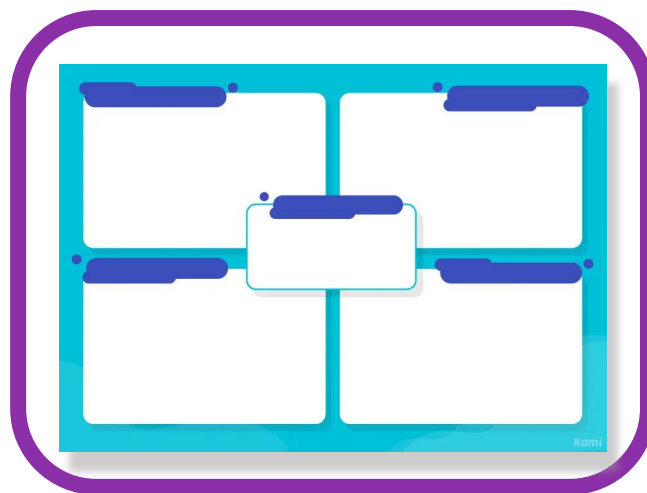


Have students check out the PBS Learning Media A-Z career lab to learn about future careers before creating their trading cards.

Frayer Model

Frayer Models are great tools for students to better understand new and important concepts by listing examples, non-examples, facts, and definitions. $x > 1 = 2$

Get The Template



Try Frayer a Friend (a twist on the Frayer model) + Kahoot to build your class community. Check out [Frayer a Friend+Kahoot!: a new take on the Frayer model to connect students](#) to learn how.

Get Kami Certified!

This free 30-minute courses help educators become Kami experts for their students, schools, or districts.



30 MINUTES | FREE

Time-saving workflows, integrations, and teacher tips, whether you're new to Kami or need a refresher on the basics.

[Apply now →](#)

From basic setup to time-saving workflows, we'll cover all the tips and tricks educators need to succeed.



Level up your Kami skills

Get what you need to gain Kami-confidence.



Complete courses in 30-minutes

Learn at your own pace, before your coffee gets cold.



Earn a badge and certificate

Gain credit for your expertise with shareable awards.



Share your expertise

Become a Kami champion for your school or district.

kami



Can I **write your lesson plans** for you? For FREE?



FREE teaching ideas and templates in your inbox every week


Life is busy. There's never enough time to write lesson plans, teach, grade, go to meetings and answer emails. Wouldn't it be nice to have **your own FREE lesson planning assistant?**

Spoiler alert: That's what our email newsletter does. We share great teaching ideas, "copy and assign" templates, tips, and tools every week in your inbox.

Join today and you'll get free ebooks immediately and start receiving our email newsletter – all packed full of teaching ideas.

Click here to subscribe!

FREE BONUSES when you sign up include ...



101 Practical Ways to Ditch That Textbook, an insanely practical guide full of new teaching ideas



Tomorrow Glasses Teacher Resource Pack to help you understand and plan for AI in school.



100 FREE Templates for Teachers, with templates you can copy and assign to students right away



The Attention Switch Student Engagement Pack, with templates and ideas from my keynote speech

DITCH THAT TEXTBOOK

POWERFUL KEYNOTES AND WORKSHOPS



ABOUT MATT

Matt Miller empowers teachers with practical teaching ideas and inspires them to think differently about education. He has spoken at hundreds of events all over the U.S. and beyond. But before that, he was a full-time teacher for more than a decade. Educators leave his presentations equipped with new ideas and on fire to make a change in their schools and communities.

"Such an inspiration. One of the reasons why I am where I am today as a teacher." -- Meghan, Ohio

"Best PD ever! Educators engaged all day long!" -- Bonnie, Texas

"You know it's good stuff when you aren't excited to take a break to eat lunch." -- Dave, New York

KEYNOTE PRESENTATION

The **Tomorrow Glasses** keynote provides educators with a foundational understanding of artificial intelligence and its evolving role in education, offering practical applications for today's classrooms and preparing teachers for future instructional strategies. Drawing from Matt's book, the speech shares insights into leveraging AI for learning enhancement and teacher efficiency, ensuring education aligns with the students' future.



BREAKOUT SESSIONS & WORKSHOPS

These sessions offer tons of practical ideas that teachers can start using in their classrooms immediately. Teachers take the place of their students, seeing how the learning activities feel from the perspective of the learner. Then, we reverse-engineer them so they feel confident in using them in their own classes.



WHAT SETS MATT APART

Speaking -- in keynotes and workshops -- is a skill Matt has honed for years. He studied at Heroic Public Speaking, "the most substantial and complete speaker training program in the world." He's approachable and easy for participants to talk to. Plus, he's easy to work with from start to finish. He helps event planners ensure success from pre-event planning to event-day execution.



**Ready to bring this kind of professional development to your school, school district or event?
Send us a message at Hello@DitchThatTextbook.com**