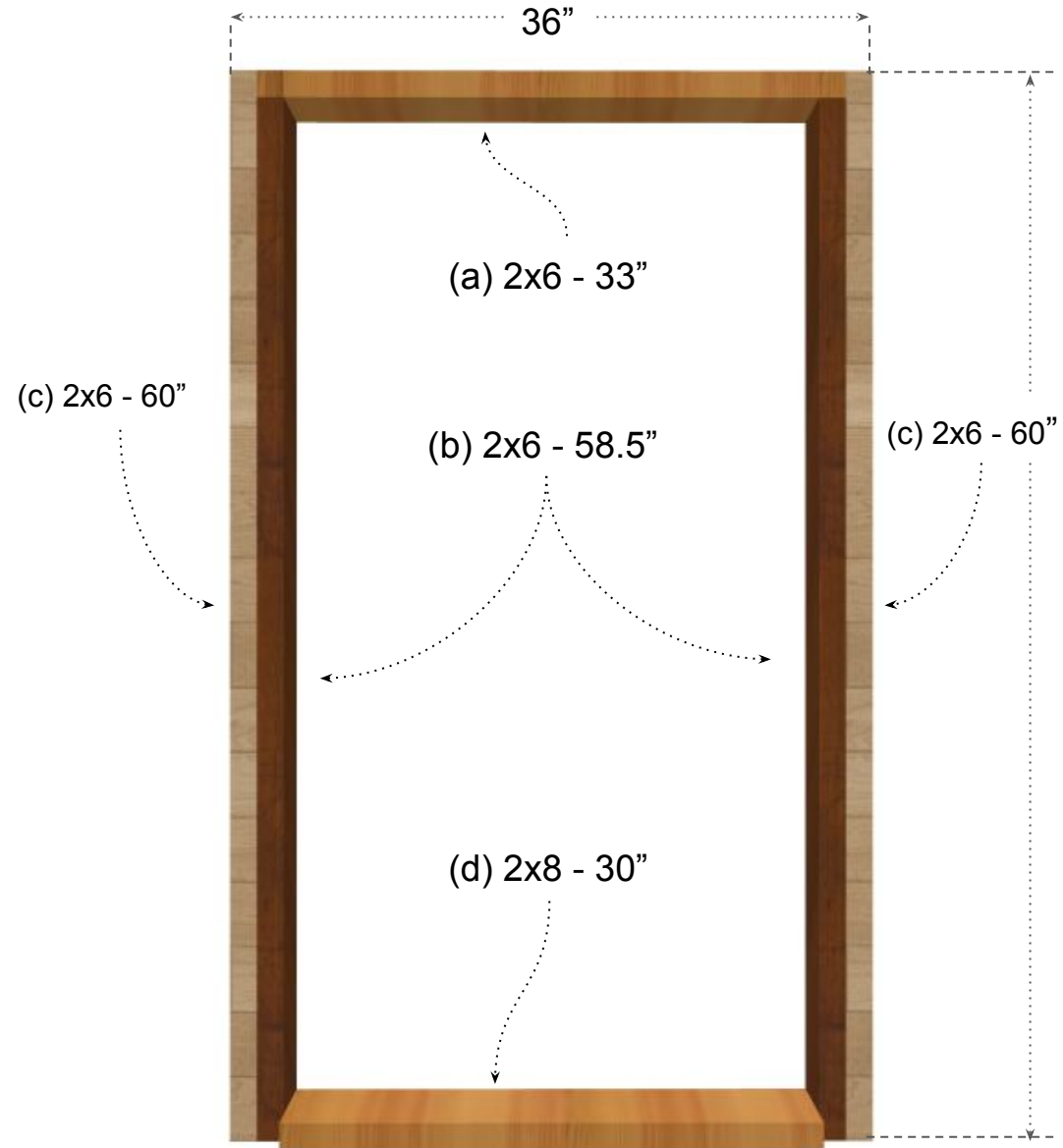


Single Window - Materials

QTY	Material	Cut To
1	(a) 5ft 2x6	33"
2	(b) 5ft 2x6 (1.5" x 5.5")	58.5"
2	(c) 5ft 2x6	60"
1	(d) 6ft 2x8 (1.5" x 7.25")	30" ⁽¹⁾
2	17ga stucco wire	30"x 60"
	3" deck screws	

⁽¹⁾ Save second half of 6 ft board for attic window



Single Window - Assembly

1

(3x) 3" screws

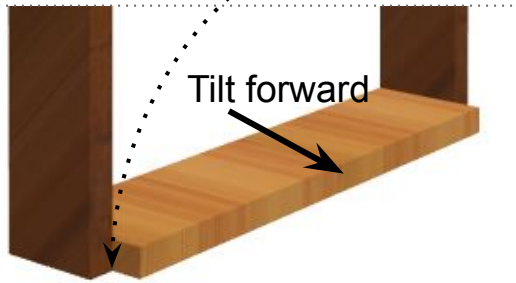


Angle 2x8 sill board slightly towards the front - so that any rain water that enters the window cavity can drain towards the outside. This can be achieved by fastening the back (interior) side of the board up to $\frac{1}{8}$ " higher - while keeping the front flush with the bottom of the studs.

(3x) 3" screws

Flush

Tilt forward

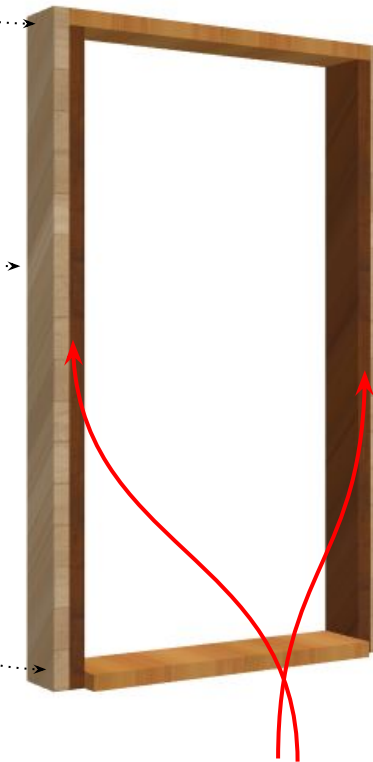


2

(3x) 3" screws

3" screws every 6"

(3x) 3" screws



(3x) 3" screws

3" screws every 6"

(3x) 3" screws

Sandwich mesh between 57" and 60" boards

Single Window - Installation

1

2

3

