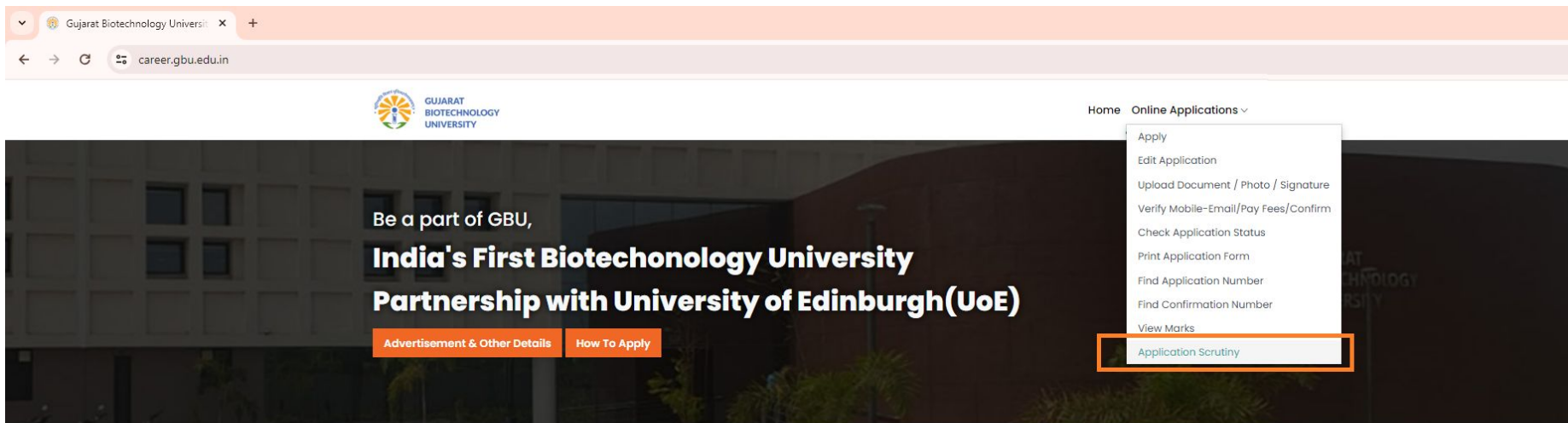


How To Online Application Scrutiny



GUJARAT
BIOTECHNOLOGY
UNIVERSITY

Applicants have to go to the scrutiny portal:
<https://career.gbu.edu.in/>



GUJARAT BIOTECHNOLOGY UNIVERSITY

Home Online Applications ▾

- Apply
- Edit Application
- Upload Document / Photo / Signature
- Verify Mobile-Email/Pay Fees/Confirm
- Check Application Status
- Print Application Form
- Find Application Number
- Find Confirmation Number
- View Marks
- Application Scrutiny**

Be a part of GBU,
India's First Biotechnonology University
Partnership with University of Edinburgh(UoE)

Advertisement & Other Details How To Apply

Current Opening

Know your worth and apply for job that qualify your life

Track Application

Application Number

eg : 12365478

Date of Birth

DD/MM/YYYY


(DD/MM/YYYY)

Submit

Applicants have to go to the scrutiny portal: [Click Here](#)

Gujarat Biotechnology University

career.gbu.edu.in/jobUploadScrutiny.aspx

GUJARAT
BIOTECHNOLOGY
UNIVERSITY

Home Online Applications

Application Scrutiny

Home > Application Scrutiny

Note:

- (1) Upload Document in **PDF, JPEG, JPG or PNG** Format Only.
- (2) Maximum Size of Document should be within **2 MB** Per Document.
- (3) Applicants are Requested to Upload all the Mandatory Documents.
- (4) Kindly make sure the Uploaded Document is clear, easily readable and Original.
- (5) Kindly Confirm & Lock after Uploading all the Required Documents. Once Locked, No changes will be entertained Later.
- (6) Last Date to Upload and Lock Scrutiny Document is: **20/05/2024 16:00:00**
- (7) In Case of Any Issue, You are Requested to Contact Recruitment career@gbu.edu.in
- (8) You can download and view the documents from the list below, some of which were previously uploaded during your application. You also have to upload other documents as necessary for Application Scrutiny Verification.
- (9) After the required documents are uploaded, if you do not see the Next Process button at the bottom, please re-login to this page.

Confirmation Number

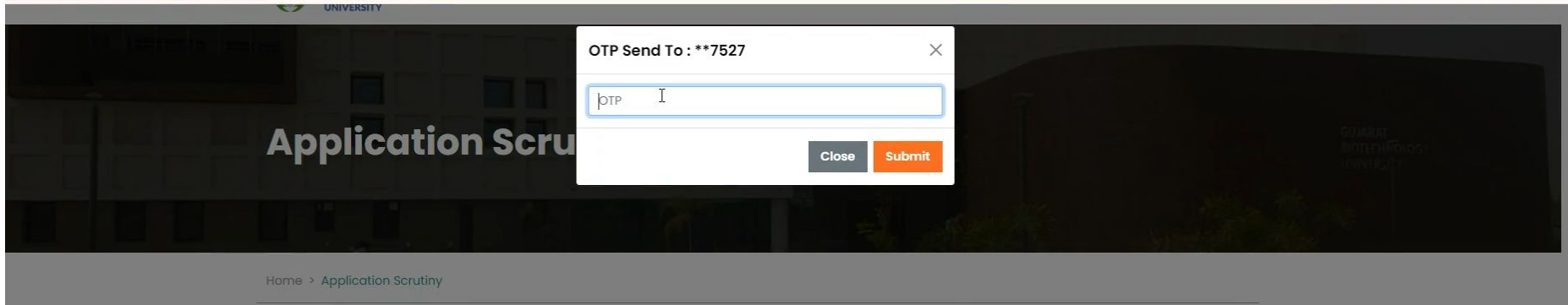
Birth Date (dd/mm/yyyy)

Confirmation Number

DD/MM/YYYY

Submit

After input confirmation number and DOB click on Submit and Verify with Mobile OTP : [Click Here](#)



The screenshot shows a web application interface with a dark background featuring a building image. A modal window is centered on the screen, titled "OTP Send To : **7527" with a close button (X) in the top right corner. Inside the modal, there is a text input field containing the text "OTP" and a cursor. Below the input field are two buttons: "Close" and "Submit". The background text "Application Scrutiny" is partially visible. At the bottom of the page, there is a breadcrumb trail: "Home > Application Scrutiny".

UNIVERSITY

Application Scrutiny

OTP Send To : **7527

OTP

Close Submit

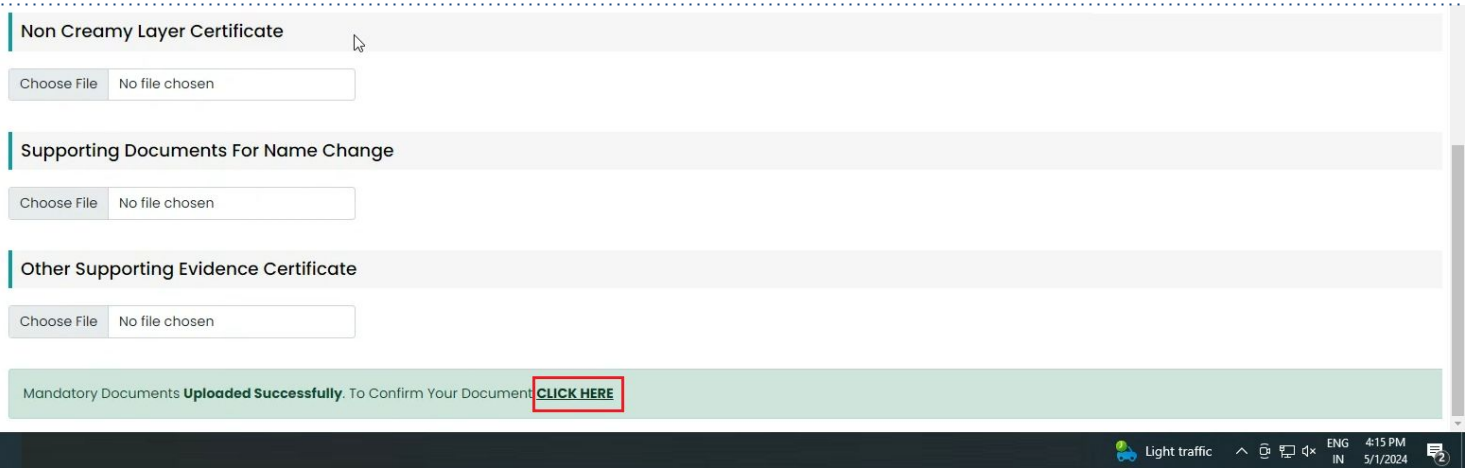
Home > Application Scrutiny

Kindly Note:

- (1) Upload Document in PDF, JPEG, JPG or PNG Format Only.
- (2) Maximum Size of Document should be within 2 MB Per Document.
- (3) Applicants are Requested to Upload all the Mandatory Documents.
- (4) Kindly make sure the Uploaded Document is clear, easily readable and Original.
- (5) Kindly Confirm & Lock after Uploading all the Required Documents. Once Locked, No changes will be entertained Later.
- (6) Last Date to Upload and Lock Scrutiny Document is: **20/05/2024 16:00:00**
- (7) In Case of Any Issue, You are Requested to Contact Recruitment career@gbu.edu.in
- (8) You can download and view the documents from the list below, some of which were previously uploaded during your application. You also have to upload other documents as necessary for Application Scrutiny Verification.
- (9) After the required documents are uploaded, if you do not see the Next Process button at the bottom, please re-login to this page.

Upload all mandatory documents as per the specified format and specifications

Note: Please check all mandatory documents marked with “*” to ensure that successfully uploaded. Only after this step, you will be able to see the link to redirect to the Confirm and Lock page.




The screenshot displays a web interface with three document upload sections, each with a 'Choose File' button and a 'No file chosen' status. The sections are:

- Non Creamy Layer Certificate
- Supporting Documents For Name Change
- Other Supporting Evidence Certificate

At the bottom, a green status bar indicates: 'Mandatory Documents **Uploaded Successfully**. To Confirm Your Document [CLICK HERE](#)'. The 'CLICK HERE' link is highlighted with a red rectangle. The Windows taskbar at the bottom shows the search bar, task view icon, and system tray with network, volume, and language settings.

Kindly Confirm & Lock after Uploading all the Required Documents. Once Locked, No changes will be entertained Later.

GUJARAT
BIOTECHNOLOGY
UNIVERSITY

Home Online Applications ▾

Application Scrutiny Verification

Home > Application Scrutiny Verification

MR. E
DEPU
Applic

I here by declare that I have uploaded the application form and all mandatory documents, as per the notifications related to the advertisement, as legible documents in the prescribed size and within the prescribed time limit to the best of my knowledge and in accordance with the recruitment advertisement. All certificates/documents required as mentioned in recruitment advertisement and as per current applicable provision have been uploaded.

As, the verification process is conducted online, any unclear, incomplete, or incorrectly uploaded certificates related to the application form or advertisement may render the application invalid for verification. I agree to abide by the decision made by university in this regard.

Confirm & Lock

For Check your Confirm and Lock Status, Re-Login in Application Scrutiny Page: [Click Here](#)

Non Creamy Layer Certificate

Supporting Documents For Name Change

Other Supporting Evidence Certificate

You have successfully uploaded and locked your document on 01/05/2024 16:16:03.

[Print](#)

Type here to search



Light traffic



ENG

IN

4:16 PM

5/1/2024



Important Link

1	Apply	<u>Click Here</u>
2	Edit Application	<u>Click Here</u>
3	Upload Document / Photo / Signature	<u>Click Here</u>
4	Verify Mobile-Email /Pay Fees/ Confirm	<u>Click Here</u>
5	Check Application Status	<u>Click Here</u>
6	Print Application	<u>Click Here</u>
7	Know Your Application No	<u>Click Here</u>
8	Know Your Confirmation No	<u>Click Here</u>
9	Track Your Application	<u>Click Here</u>
10	Online Application Scrutiny	<u>Click Here</u>

Applicants are advised,

- To check their email for the application number, confirmation number, payment details, OTP etc.
- Current Admin Staff Recruitment Details: [Click Here](#)
- General Update about Recruitment: [Click here](#)
- University Official website: [Click Here](#)

Thank You