



Presentations Native App

Indra.tc

Let's begins





Table of contents



01 **Introduction**
About me.

02 **Presentation**
Let's start the topic about
Native Task.

03 **Analysis Screen**
What's kinda screen page
inside the Native App.




04 **Demo & Code
review**
Live demo App with code
review after it.



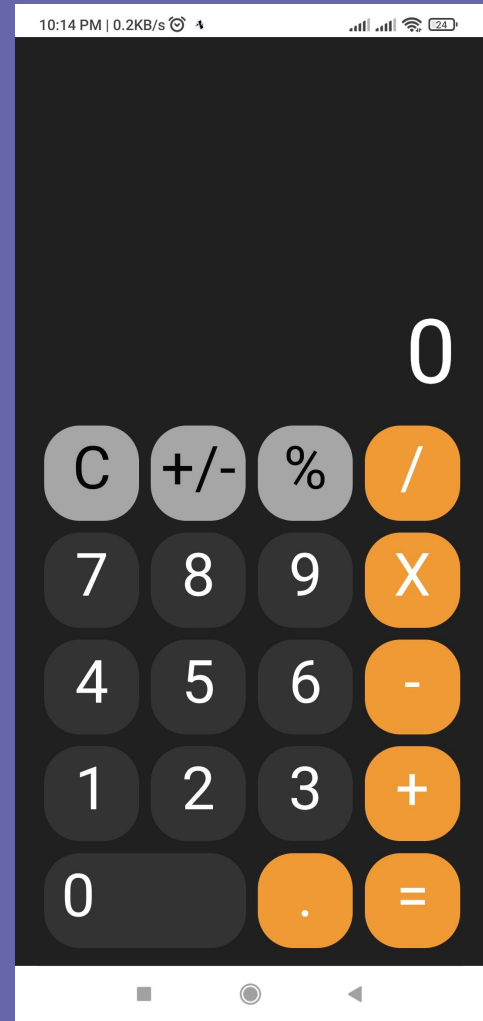
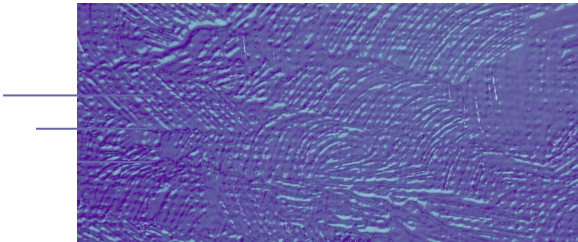
Introduction

Hey i'm 19 years old boy , hm,, pretty young isn't. My parent usually call me tc and my friends a lot called my c, but my real name is Indra tri cahyo , u can call me indra or tc whatever u like it as long is my name ;).

I don't like complicate thing , and i'm actually pretty lazy to do thing and much on conservation my energy. I have motto, If I don't have to do it, I won't. If I have to do it, then make it quick. But the reality i'm the opposite of what i said and pretty workaholic ,i hate workaholic i always got sick of it but it's already habit :(. 



Calculator



Dependencies

React-Native.js

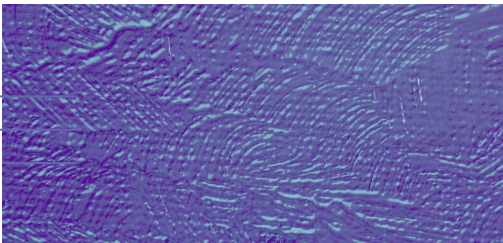
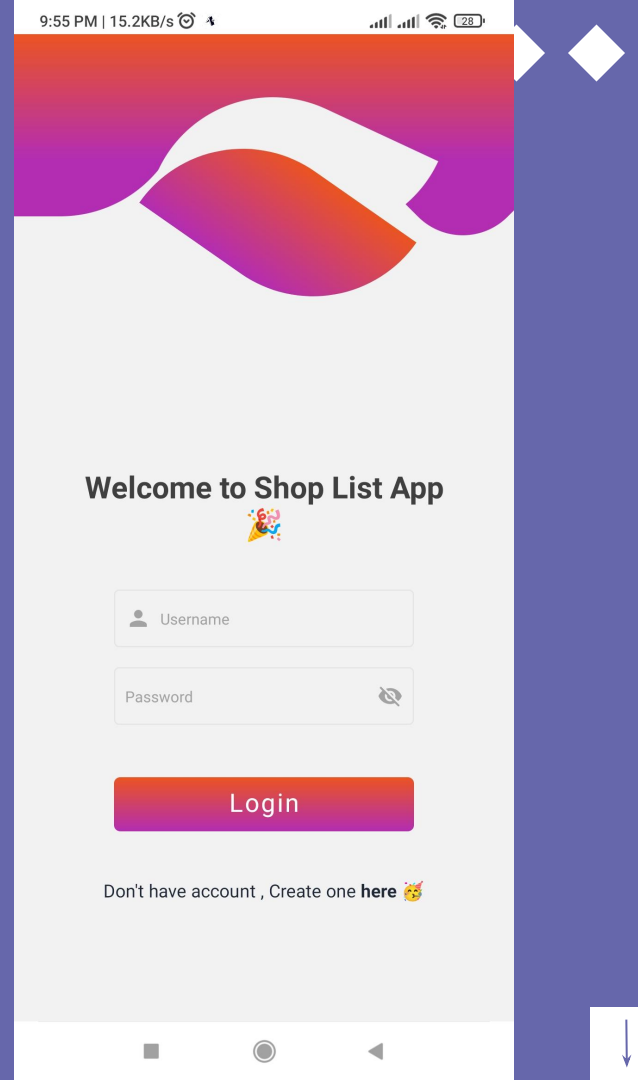
Package/Dependencies

- `"axios": "^0.24.0",`
- `"react": "^17.0.2",`
- `"react-map-gl": "^6.1.17",`
- `"react-router-dom": "^6.0.2",`
- `"rupiah-format": "^1.0.0",`
- `"socket.io-client": "^4.4.0",`
- `"styled-components": "^5.3.3",`



Shop List

Shop List is a todo App made for who often forgets what to spend when going to shopping.





Shop List App



Dependencies

React-Native.js

- `"@react-navigation/native": "^6.0.6",`

- `"@react-navigation/native-stack": "^6.2.5",`

- `"axios": "^0.24.0",`

- `"expo": "^43.0.0",`

- `"expo-font": "^10.0.4",`

- `"expo-linear-gradient": "~10.0.3",`

- `"native-base": "^3.2.2",`

- `"react": "17.0.1",`

- `"react-dom": "17.0.1",`

- `"react-native": "0.64.3",`

- `"react-native-gesture-handler": "~1.10.2",`

- `"react-native-reanimated": "~2.2.0",`

- `"react-native-safe-area-context": "3.3.2",`

- `"react-native-screens": "~3.8.0",`

- `"react-native-svg": "12.1.1",`

- `"react-native-vector-icons": "^9.0.0",`

- `"react-native-web": "0.17.1",`

- `"styled-components": "^5.3.3",`

- `"uuidv7": "^0.1.7"`





Back end /API side

Node.js

Package/Dependencies

- `"bcrypt": "^5.0.1",`
- `"cors": "^2.8.5",`
- `"dotenv": "^10.0.0",`
- `"express": "^4.17.1",`
- `"jsonwebtoken": "^8.5.1",`
- `"mysql2": "^2.3.3",`
- `"sequelize": "^6.12.0-alpha.1",`

Dev Dependencies

- `"concurrently": "^6.4.0",`
- `"nodemon": "^2.0.15",`
- `"sequelize-cli": "^6.3.0"`



Tools

- VSCode
- React-Native Snippets
- Bracker Pair Colorizer
- Prettier
- VS Code Icon
- Postman
- XAMMP

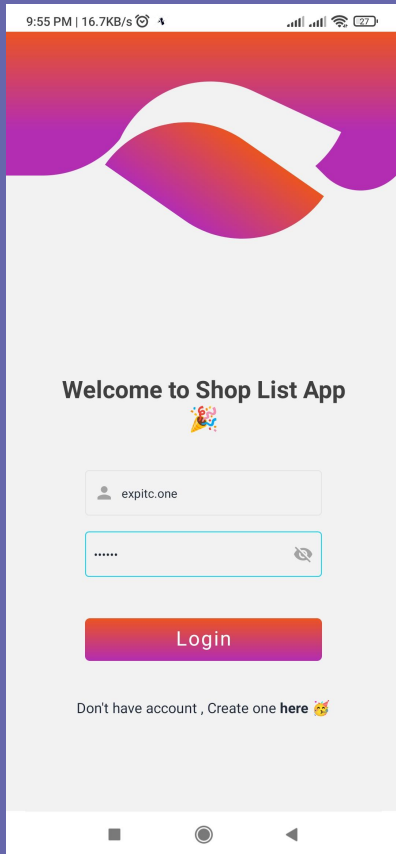




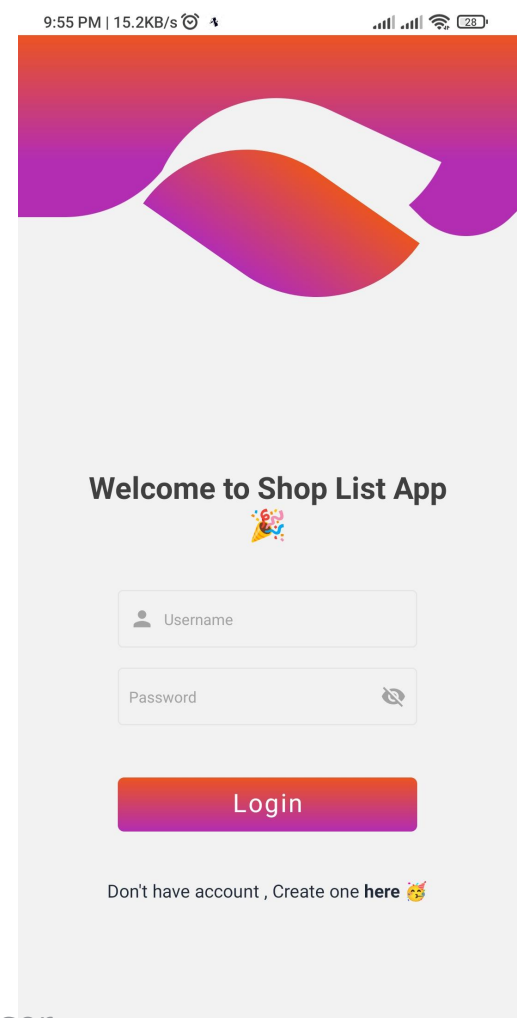
Shop List Screen



Login Screen

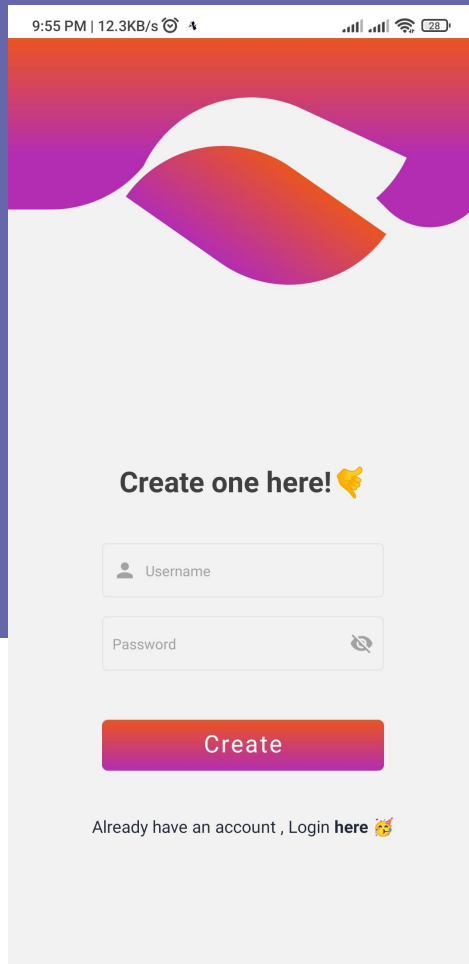


with user



without user

Create user Screen



9:55 PM | 12.3KB/s | 4 | 28

Create one here! 🙌

Username

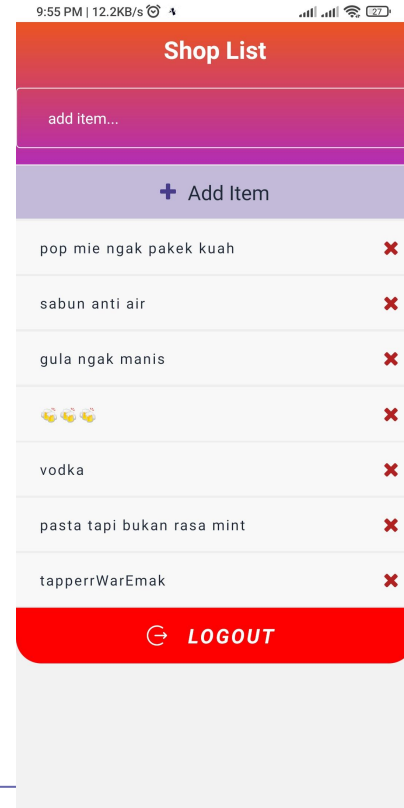
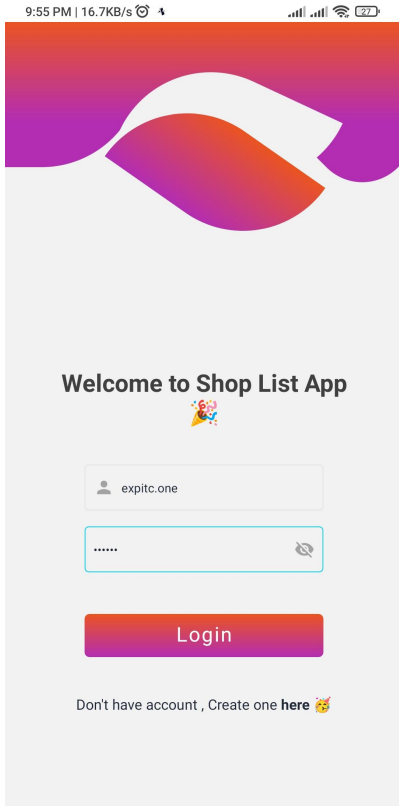
Password

Create

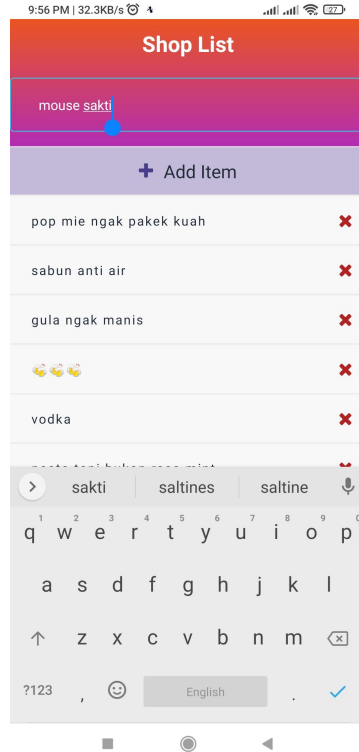
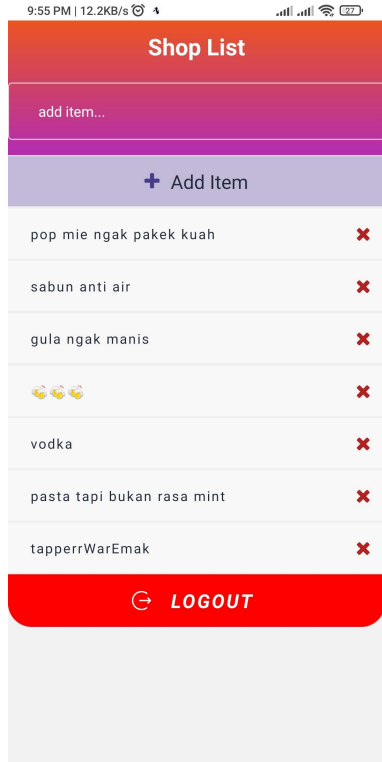
Already have an account , Login here 🙌

The image shows a mobile application interface for creating a new user. At the top, there is a status bar with the time 9:55 PM, data speed 12.3KB/s, signal strength, Wi-Fi, and battery icons. Below the status bar is a decorative header with a red-to-purple gradient and a white abstract shape. The main content area is white and contains the text 'Create one here!' with a yellow thumbs-up emoji. There are two input fields: 'Username' with a person icon and 'Password' with a lock icon. Below the input fields is a large, rounded rectangular button with a red-to-purple gradient and the text 'Create'. At the bottom of the form, there is a link that says 'Already have an account , Login here' with a yellow thumbs-up emoji. The bottom of the screen shows the Android navigation bar with three icons: a square, a circle, and a triangle.

—After Login & Main Screen



Main Screen



Access

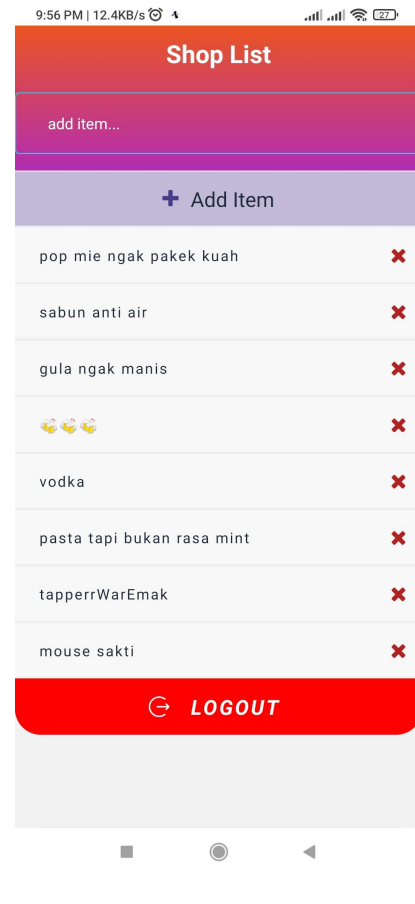
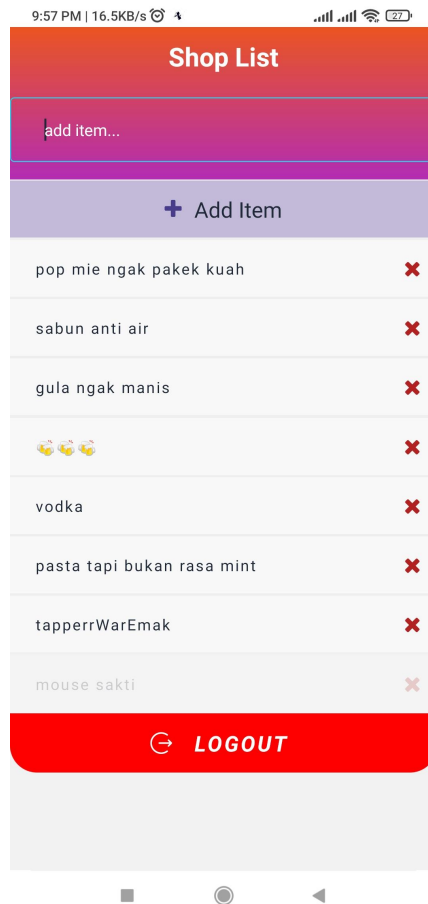
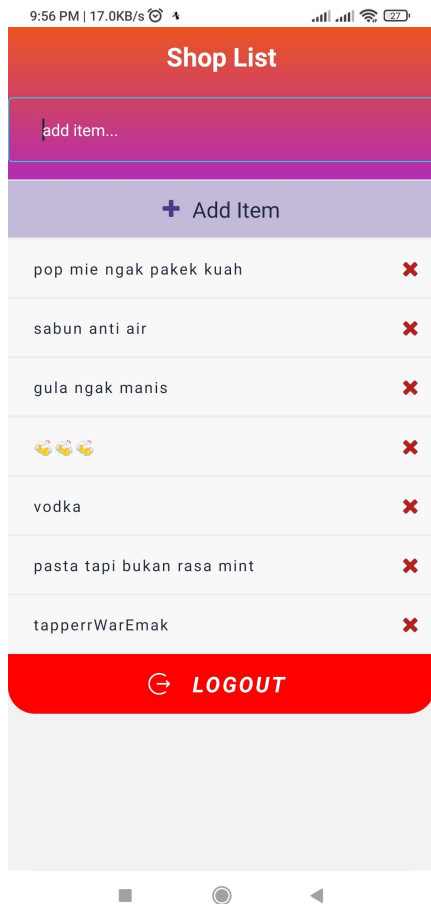
Can be access after login,
automatically redirect main screen
yeah cuz that just the only feature
page this app have.

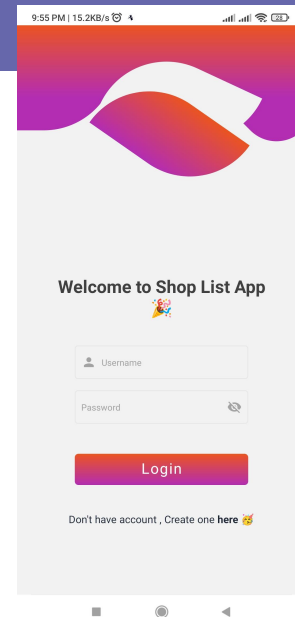
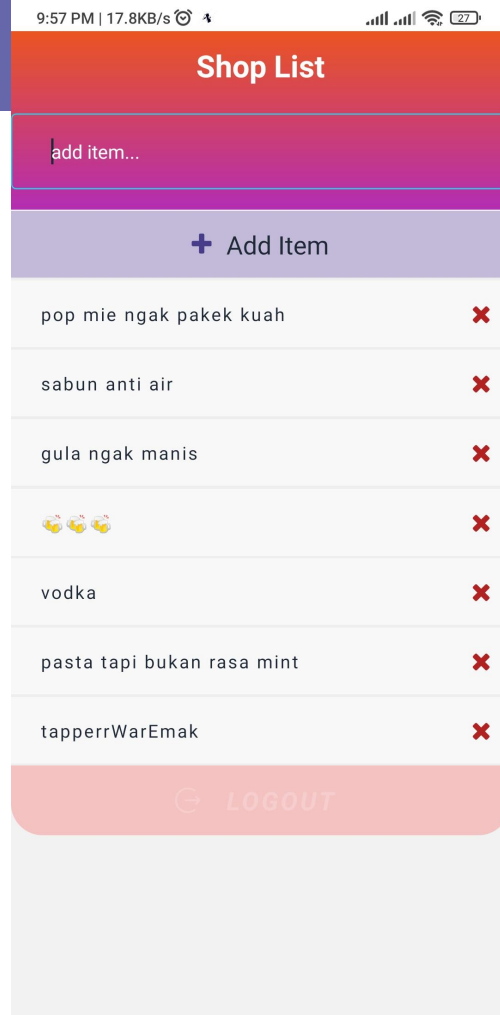
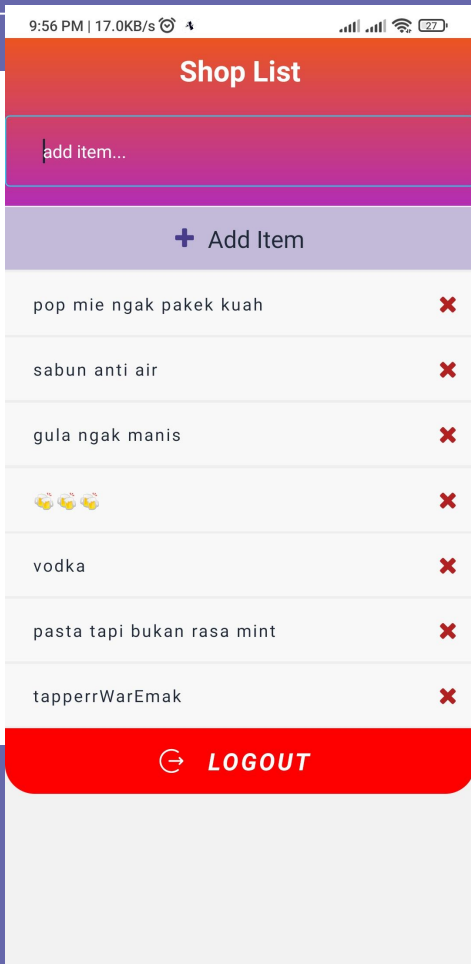


Use for

The top first Input are use for add the
item


And the u can tap or press the button with red cross icon with it, and the list will become more transparent and put ur finger out from the button will make the item list ur tap/press disappear.





U know i think most of u probably already know it, so yeah , press the logout with big red button will make u logout and bring back u to the login page.

logout



Demo Time

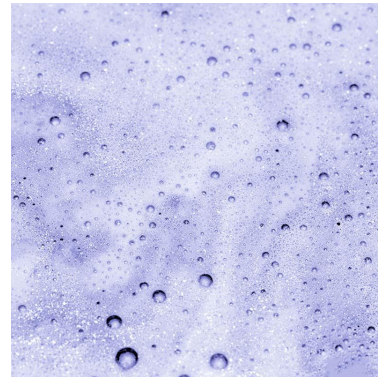
Let's goo,,





Code review

Let's see the code,,



→

Thanks!

Do you have any questions?
You can reach me on

indratc18@gmail.com

Or

on Telegram 0823-9866-0542

↓



Shop List

Preview channel "default"

Open the camera app on your device and scan the code below

