

JANUARY 9, 2024



# STATE OF THE CHARTER SCHOOLS

**DR. RYAN MOORE**  
EXECUTIVE DIRECTOR OF STRATEGY & GOVERNANCE  
**ANDREA COOPER GATEWOOD**  
DIRECTOR OF CHARTER SCHOOLS



*Fulton*  
County Schools  
Where Students Come First

# Positioning Statement



## We Believe Charter Schools Must:

- Add value and address needs not already being met by local schools or the school district
- Provide program offerings that are unique and not already provided within the school system
- Show ability for financial stability and sustainability
- Be community-driven and involve parents rather than for-profit organizations
- Provide a process to learn from the past successes and challenges
- Perform at/or above the district for student performance and school climate

# Charter School Enrollment

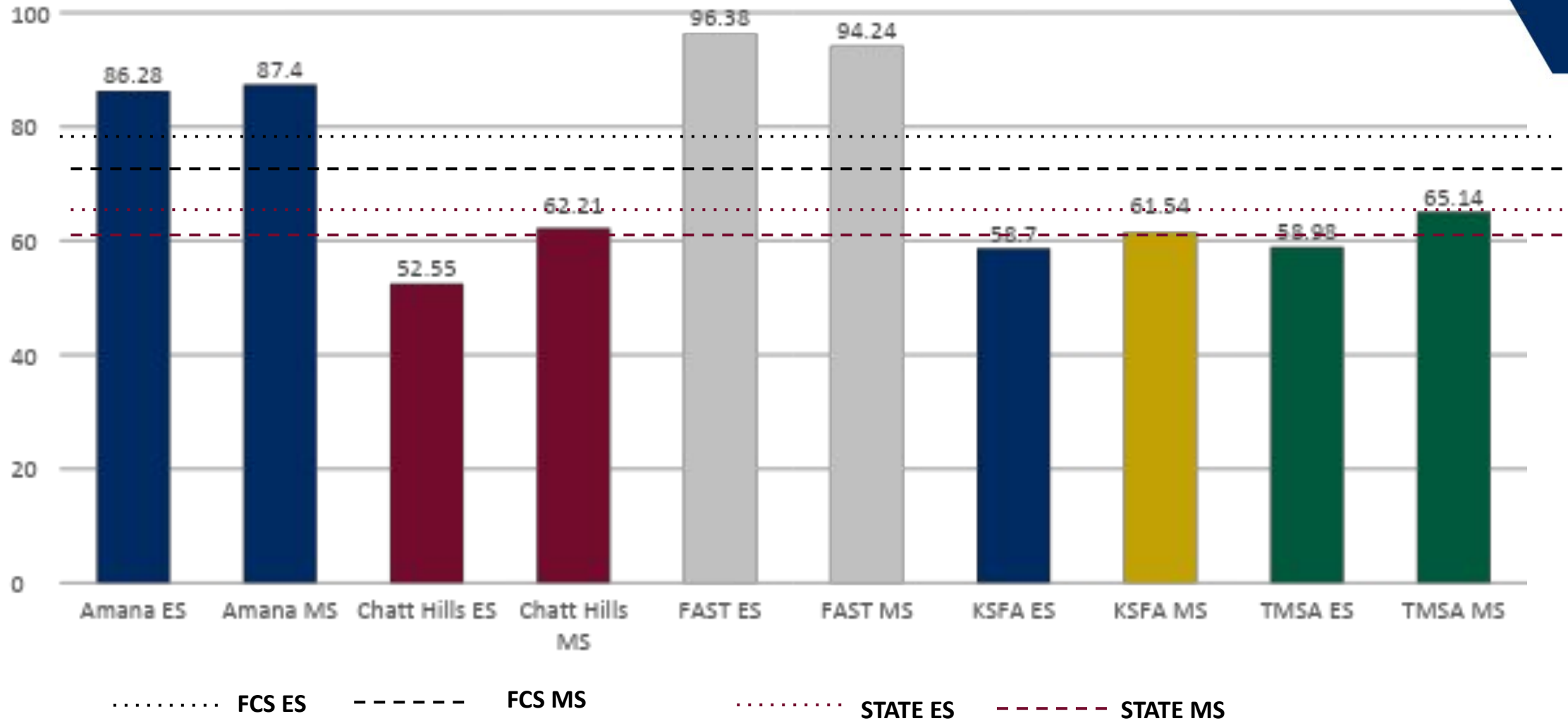
FCS Charters	Opening Year	Renewal Date	Grades	Enrollment
Amana Academy	2005	June 2024	K-8	750 (772)
Chattahoochee Hills Charter School	2013	June 2026	K-8	540 (540)
Fulton Academy of Science and Technology	2016	June 2026	K-8	466 (720)
Hapeville Charter Career Academy	2004	June 2025	9-12	720 (703)
KIPP South Fulton Academy	2003	June 2028	5-8	384 (400)
Skyview High School	2016	June 2024	9-12	285 (410)
The Main Street Academy	2010	June 2025	K-8	842 (844)

*7 charters schools currently serve over 3,987 students  
 (~5% of FCS Student Population)*

# Academics



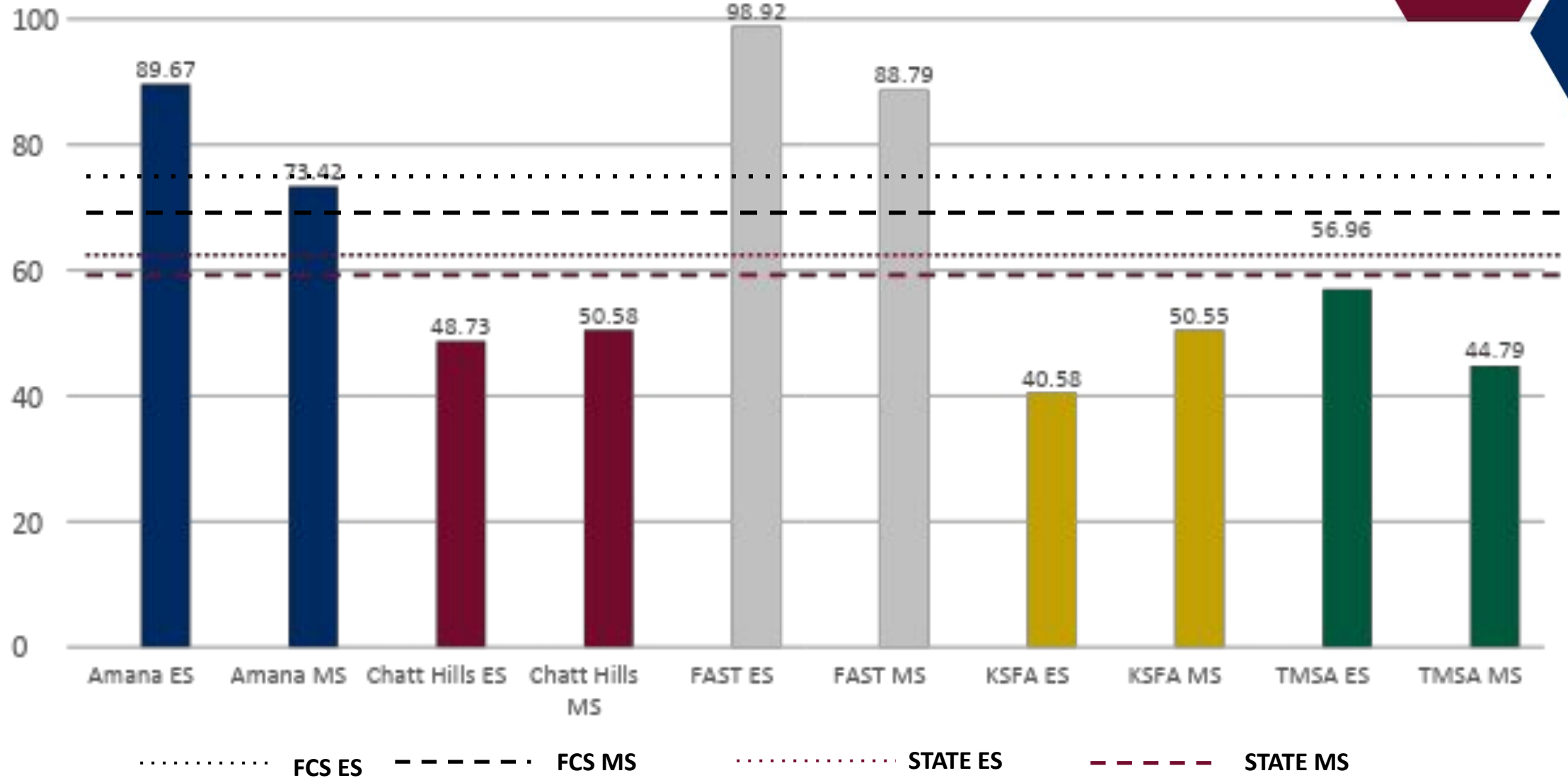
### Content Mastery ELA SY 2023



# Academics



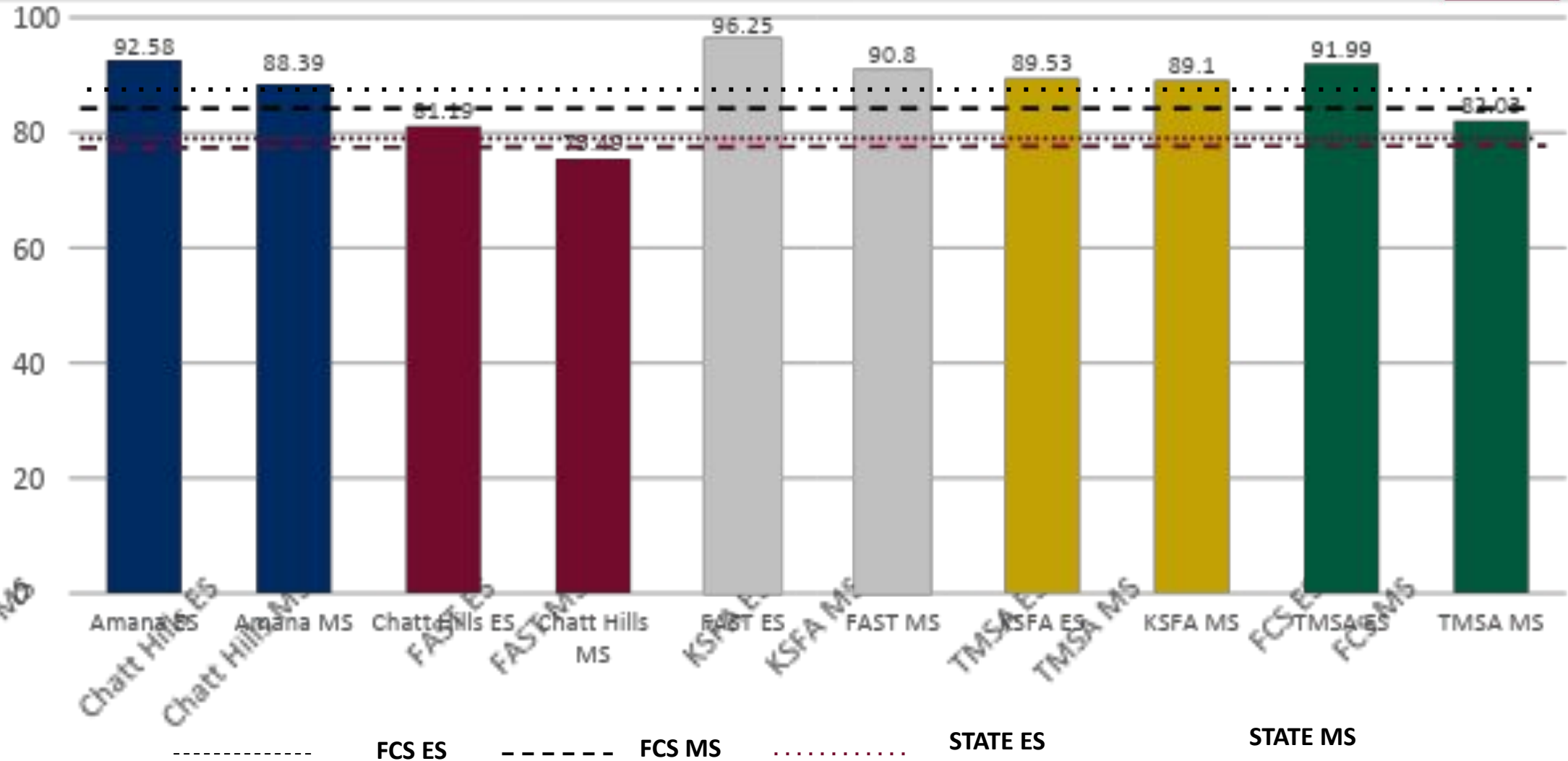
### Content Mastery Math SY 2023



# Academics



Progress SY 2023  
 ELA Progress SY 2023

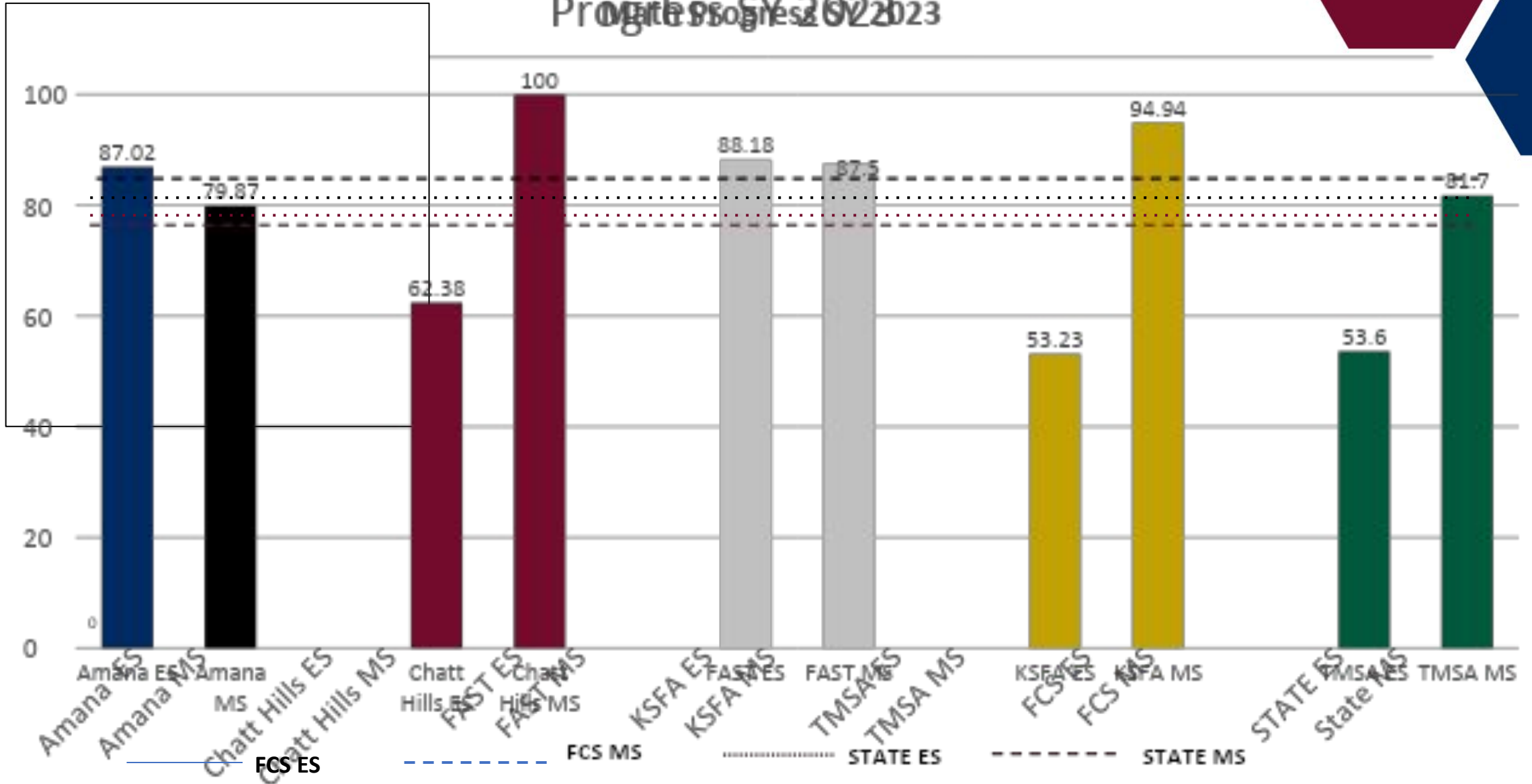




# Academics



Progress Scores 2022-2023



# Financial Stability



## Sustainability Ratio

Amana	CHCS	FAST	Hapeville	KSFA	Skyview	TMSA
3.38 ↑	1.97 ↑	4.17 ↑	5.36 ↑	<u>-4.38</u> ↓ 2.33-Metro ↓	5.40 ↓	1.99 ↑

Sustainability ratio is measured as unrestricted net assets divided by average monthly expenses. Sustainability ratio **should indicate more than a 2-month reserve.**

## Liquidity Ratio

Amana	CHCS	FAST	Hapeville	KSFA	Skyview	TMSA
0.32 ↑	0.15 ↑	0.29 ↑	0.41 ↑	<u>-.33</u> ↓ .49-Metro ↑	0.43 ↓	0.18 ↓

Liquidity ratio is measured as (current assets less current liabilities) divided by total expenses. Liquidity ratio **should be greater than 0 and less than 1.**

## Debt to Assets Ratio

Amana	CHCS	FAST	Hapeville	KSFA	Skyview	TMSA
0.79 ↓	0.06 ↓	0.12 ↓	0.45 ↓	<u>1.02</u> ↑ .17-Metro ↓	0.08 ↑	0.09 ↓

Debt to Asset Ratio is measured as total liabilities (excluding net pension liability) divided by total assets. The Debt to Asset ratio **should be less than 0.90.**



# Financial Stability



## Occupancy Expenses Ratio\*

Amana	CHCS	FAST	Hapeville	KSFA	Skyview	TMSA
2.65% ↓	5.65% ↓	13.88% ↑	6.97% ↑	14.10% ↓ 4.18%-Metro ↓	11.30% ↑	5.57% ↑

Occupancy expense is measured by rent, taxes and insurance on building, depreciation and amortization expense (total occupancy costs) divided by total revenue. Occupancy expense **should be 15% or less.**

## Occupancy Expenses Ratio\*

Amana	CHCS	FAST	Hapeville	KSFA	Skyview	TMSA
9.74% ↓	15.06% ↓	20.05% ↑	13.27% ↑	20.37% ↑ 10.98%-Metro ↑	17.18% ↑	8.83% ↑

Occupancy expense is measured by utilities, repairs and maintenance, and interest on mortgage (total occupancy costs) divided by total revenue. Occupancy expense **should be 15% or less.**

\*Occupancy costs are defined to ways: (1) as rent, taxes and insurance on building, depreciation and amortization expense: (2) additionally, utilities, repairs and maintenance, and interest on mortgage.

# Charter Petition Process



## New Charter Petition Timeline

- 3rd Friday in June – Letter of Intent (LOI) Submission
- 3<sup>rd</sup> Friday in January – New Petition Application Submission



## Renewal Petition Timeline

- 3rd Friday in March – Letter of Intent (LOI) Submission
- 3<sup>rd</sup> Friday in September – Renewal Petition Application Submission



**One petitioner has sent in LOI for a start date of August 2025:**

1. Excelsior Village Academies

# APPENDICES



*F*ulton  
County Schools  
Where Students Come First

# Charter Innovations



## Amana Academy

- Harvard-Based EL Education Approach to STEM Design Thinking
- Middle School Single-Gender Classroom Instruction
- Integrated Culture & Character Programming

## Chattahoochee Hills Charter School

- Tri-focus in the Arts, Agriculture, and the Environment
- Aligned Campus Design
- Extensive use of Local Resources as Outdoor Classrooms

## Fulton Academy of Science and Technology (FAST)

- Incorporating Design Thinking
- Weekly "Genius" Hour"
- 8th Grade Capstone
- Coding and Computer Science for All Grade

## Hapeville Charter Career Academy

- Career Preparedness: Aviation and Avionics
- Expansion/Enrollment Growth in Dual Enrollment and Advanced Placement
- CTAE: Cloud Computing Pathway
- Early College

# Charter Innovations



## KIPP South Fulton

- Focus on 5-8th Grade Underserved Communities
- Intervention/Enrichment Blocks Four Times a Week
- KIPP Forward Alumni Support for 6 Years Post- Graduation

## Skyview High School

- Modified Instructional Block Scheduling
- Blended Learning Instructional Model
- Wraparound Services for Students

## The Main Street School Academy

- Flex Time for Extended Student Learning
- Project Based STEAM Learning
- Schoolwide Enrichment Model Connects Instruction to Real-World

# State Commissioned Charter Schools in Fulton County



School	Address	Grades Served
Atlanta Unbound Academy	1743 Hardin Avenue College Park, GA 30337	K-6
Destinations Career Academy	Virtual	
Fulton Leadership Academy	2575 Dodson Drive East Point, GA 30344	6-12
GA Cyber Academy	1745 Phoenix Blvd #100, Atlanta, GA 30349	K-12
Georgia Connections Academy	Virtual	
International Charter School of Atlanta	1335 Northmeadow Pkwy, #100 Roswell, GA 30076	K-3
International Charter School of Atlanta	1675 Hembree Road Alpharetta, GA 30009	4-7
Resurgence Hall ES	1743 Hardin Avenue	K-5
Resurgence Hall MS	College Park, GA 30337	6-8
The RISE School	2626 Hogan Road East Point, GA 30344	K-8



# Grant Funding (FY24)



- ARP Act – ESSER III
  - **\$1,835,665.47**
  - Award amounts varied (formula-based)
- State Facility Grant
  - **\$551,026**
  - Each school received \$78,718
- School Security Grant
  - **\$350,000**
  - Each school received \$50,000
- Math/Science Supplements
  - **\$79,907**
  - Award amounts varied (formula-based)